

Detroit Animal Care & Control

Monthly Metrics as of October 2021

Monthly Metrics

Due to increased public interest in Detroit Animal Control, the General Services Department is making operational data available in an effort towards transparency. We believe it is important to give insight into the daily demands of Detroit Animal Control and to let the public and our partners know of our efforts on behalf of the citizens of Detroit.

You will find data since January 2020 in the following categories: **Dog Bite Reporting** / **ACO Responses** / **Monthly Intakes** / **Inbound calls to 922-DOGS**

Dog Bite Reporting

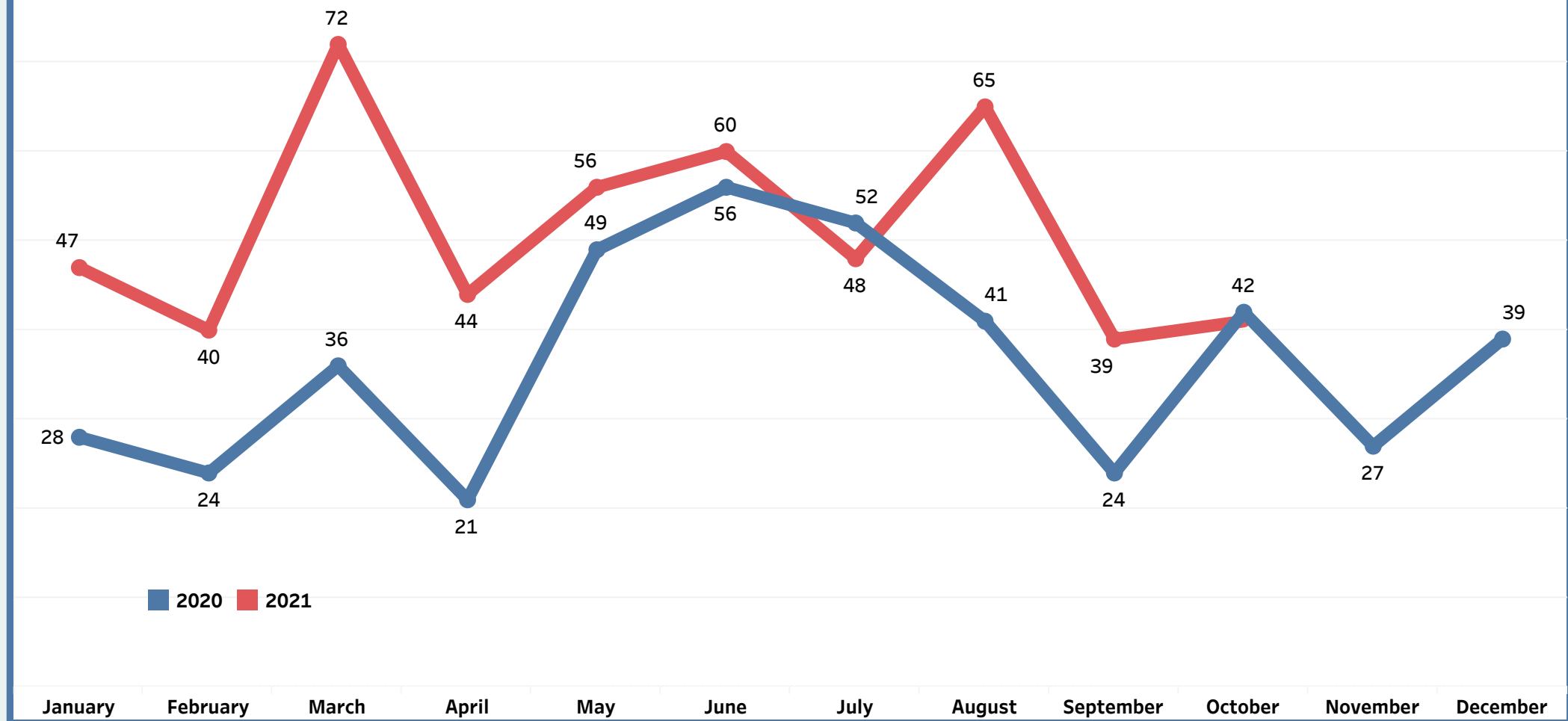
Animal Control Officer Responses

Monthly Intakes

Inbound Calls 922-DOGS

Dog Bite Reporting

Displays the number of bite reports received by month .



Detroit Animal Care & Control

Monthly Metrics as of October 2021

Monthly Metrics

Due to increased public interest in Detroit Animal Control, the General Services Department is making operational data available in an effort towards transparency. We believe it is important to give insight into the daily demands of Detroit Animal Control and to let the public and our partners know of our efforts on behalf of the citizens of Detroit.

You will find data since January 2020 in the following categories: **Dog Bite Reporting** / **ACO Responses** / **Monthly Intakes** / **Inbound calls to 922-DOGS**

Dog Bite Reporting

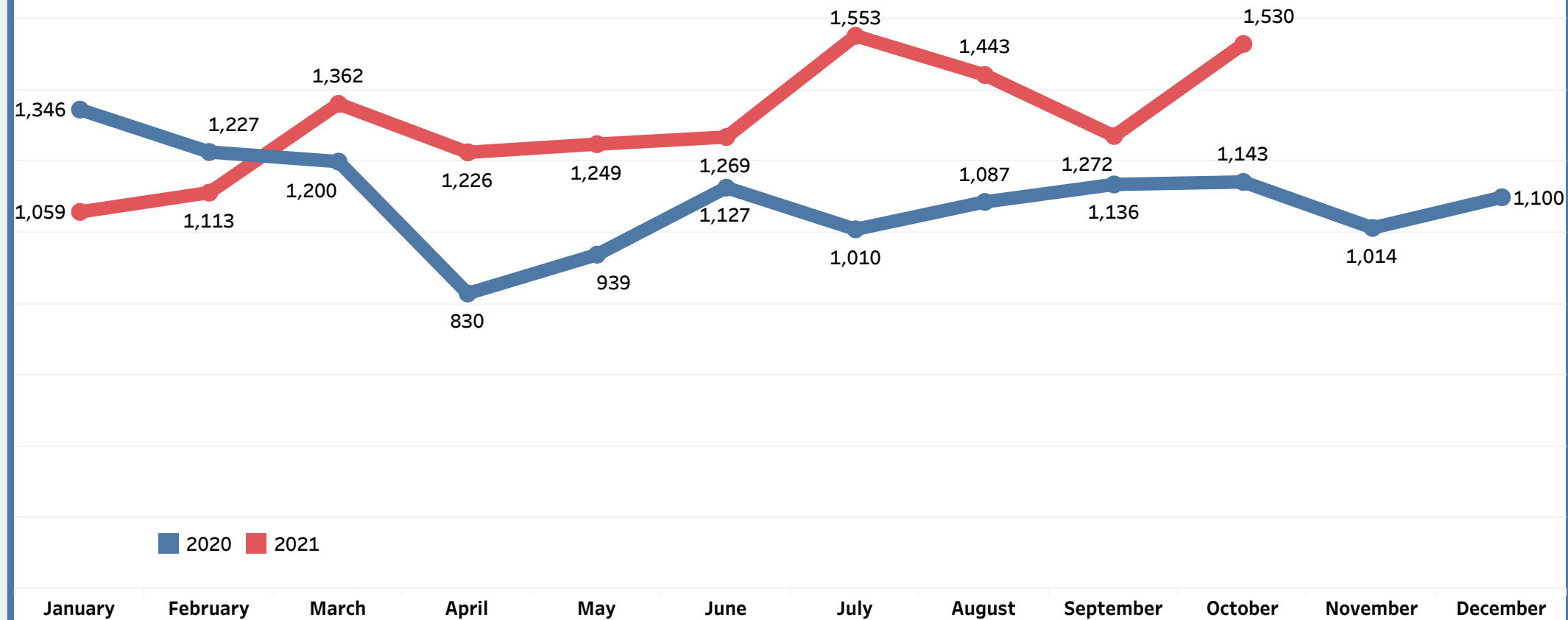
Animal Control Officer Responses

Monthly Intakes

Inbound Calls 922-DOGS

Monthly Animal Control Officer Responses

Displays the number of truck responses by month



Detroit Animal Care & Control

Monthly Metrics as of October 2021

Monthly Metrics

Due to increased public interest in Detroit Animal Control, the General Services Department is making operational data available in an effort towards transparency. We believe it is important to give insight into the daily demands of Detroit Animal Control and to let the public and our partners know of our efforts on behalf of the citizens of Detroit.

You will find data since January 2020 in the following categories: **Dog Bite Reporting** / **ACO Responses** / **Monthly Intakes** / **Inbound calls to 922-DOGS**

Dog Bite Reporting

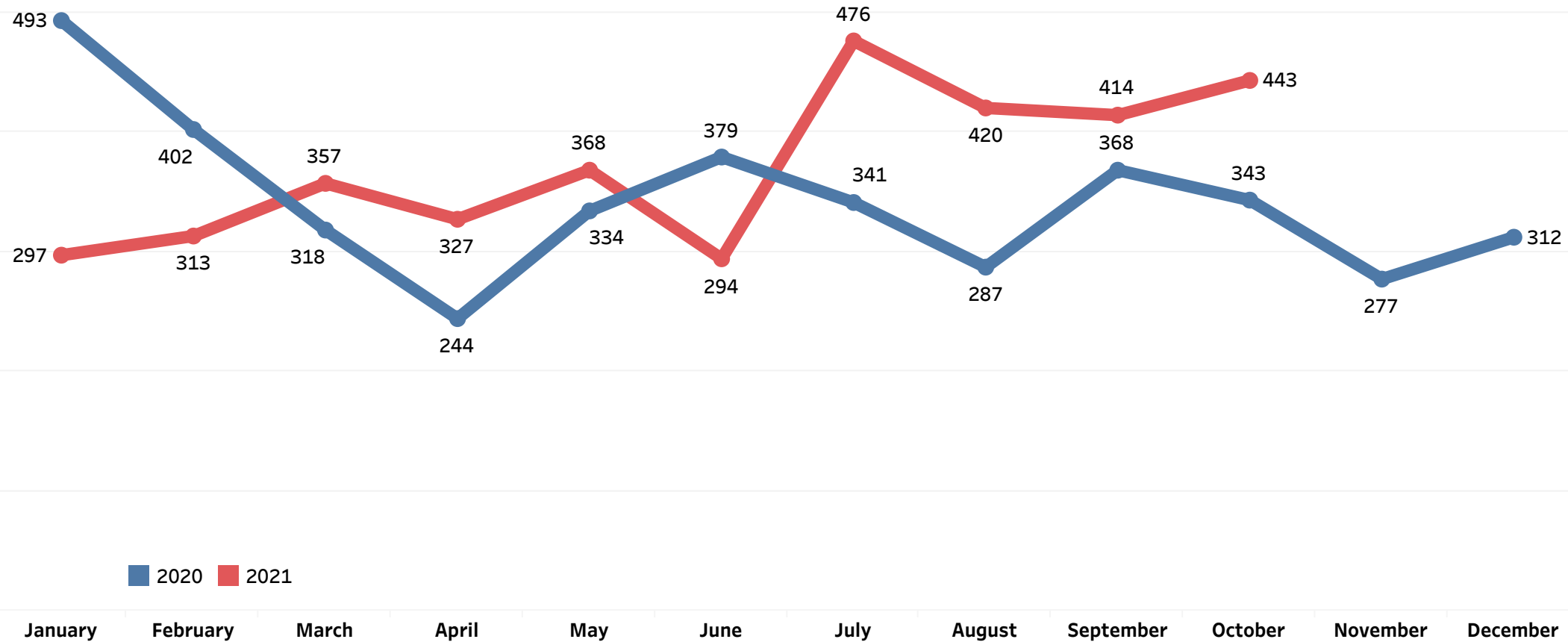
Animal Control Officer Responses

Monthly Intakes

Inbound Calls 922-DOGS

Monthly Animal Intake Totals

Displays the number of animals DACC intakes in each month



Detroit Animal Care & Control

Monthly Metrics as of October 2021

Monthly Metrics

Due to increased public interest in Detroit Animal Control, the General Services Department is making operational data available in an effort towards transparency. We believe it is important to give insight into the daily demands of Detroit Animal Control and to let the public and our partners know of our efforts on behalf of the citizens of Detroit.

You will find data since January 2020 in the following categories: **Dog Bite Reporting** / **ACO Responses** / **Monthly Intakes** / **Inbound calls to 922-DOGS**

Dog Bite Reporting	Animal Control Officer Responses	Monthly Intakes	Inbound Calls 922-DOGS
--------------------	----------------------------------	-----------------	------------------------

DACC Inbound Call Activity

Displays the number of calls received each month

