

# Detroit Animal Care & Control

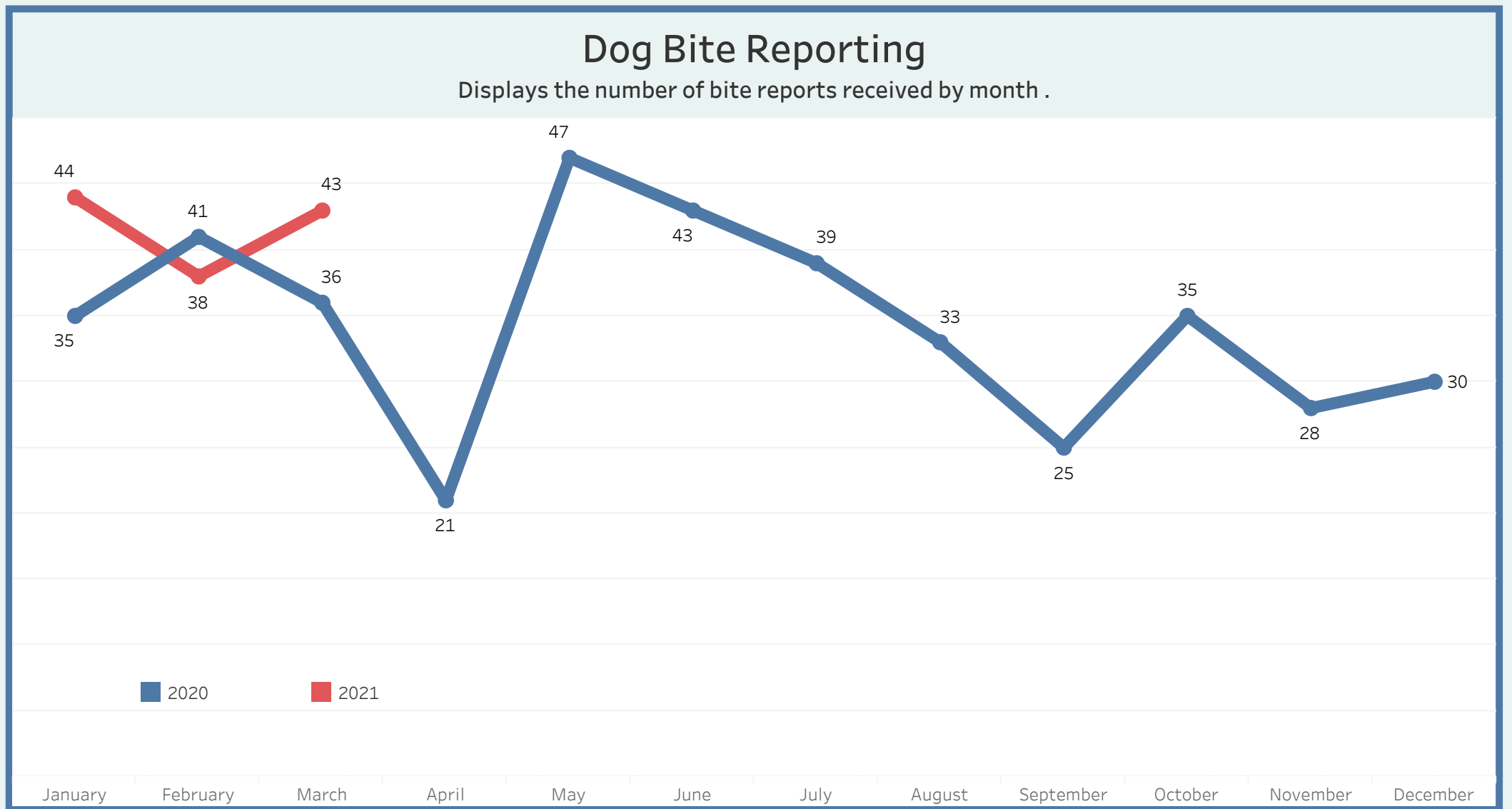
## Monthly Metrics as of March 2021

### Monthly Metrics

Due to increased public interest in Detroit Animal Control, the General Services Department is making operational data available in an effort towards transparency. We believe it is important to give insight into the daily demands of Detroit Animal Control and to let the public and our partners know of our efforts on behalf of the citizens of Detroit.

You will find data since January 2020 in the following categories: **Dog Bite Reporting** / **ACO Responses** / **Monthly Intakes** / **Inbound calls to 922-DOGS**

- Dog Bite Reporting**
- Animal Control Officer Responses
- Monthly Intakes
- Inbound Calls 922-DOGS



# Detroit Animal Care & Control

## Monthly Metrics as of March 2021

### Monthly Metrics

Due to increased public interest in Detroit Animal Control, the General Services Department is making operational data available in an effort towards transparency. We believe it is important to give insight into the daily demands of Detroit Animal Control and to let the public and our partners know of our efforts on behalf of the citizens of Detroit.

You will find data since January 2020 in the following categories: **Dog Bite Reporting** / **ACO Responses** / **Monthly Intakes** / **Inbound calls to 922-DOGS**

Dog Bite Reporting

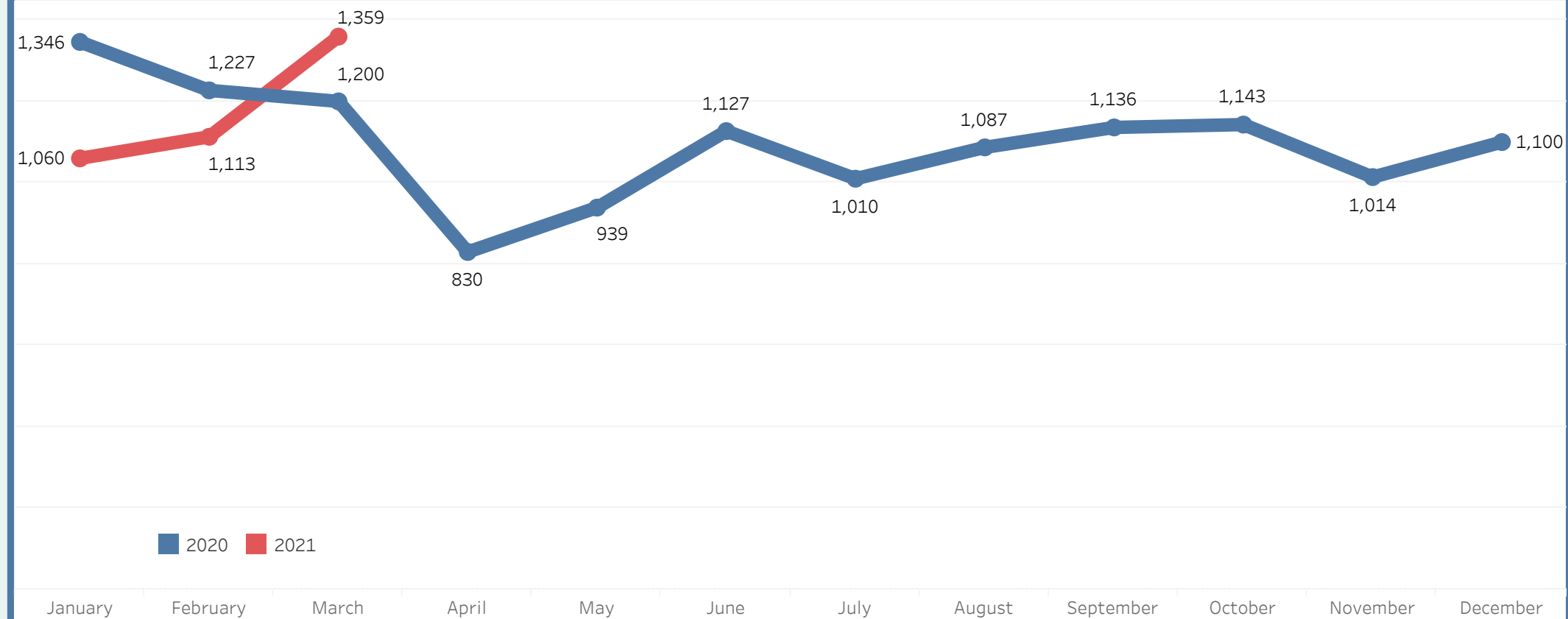
Animal Control Officer Responses

Monthly Intakes

Inbound Calls 922-DOGS

### Monthly Animal Control Officer Responses

Displays the number of truck responses by month



# Detroit Animal Care & Control

## Monthly Metrics as of March 2021

### Monthly Metrics

Due to increased public interest in Detroit Animal Control, the General Services Department is making operational data available in an effort towards transparency. We believe it is important to give insight into the daily demands of Detroit Animal Control and to let the public and our partners know of our efforts on behalf of the citizens of Detroit.

You will find data since January 2020 in the following categories: **Dog Bite Reporting** / **ACO Responses** / **Monthly Intakes** / **Inbound calls to 922-DOGS**

Dog Bite Reporting

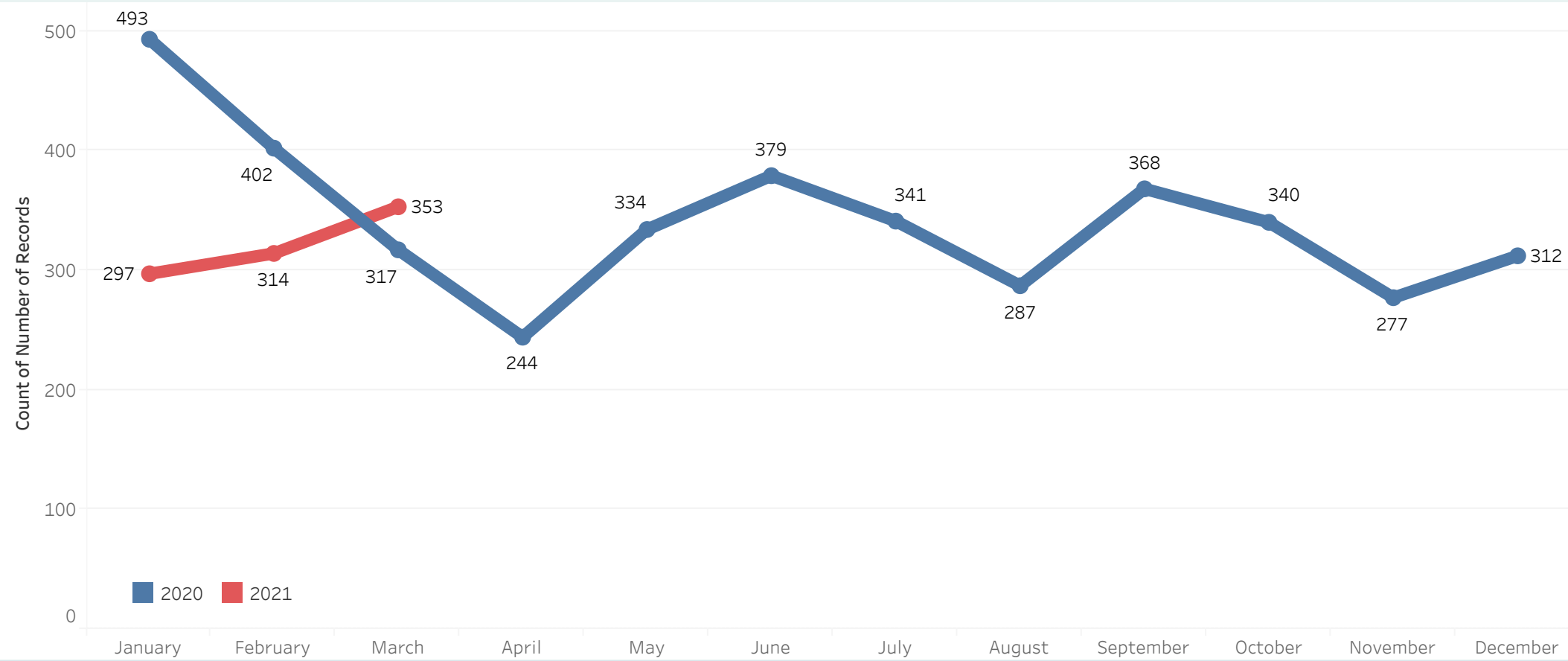
Animal Control Officer Responses

Monthly Intakes

Inbound Calls 922-DOGS

### Monthly Animal Intake Totals

Displays the number of animals DAC intakes in each month



# Detroit Animal Care & Control

## Monthly Metrics as of March 2021

### Monthly Metrics

Due to increased public interest in Detroit Animal Control, the General Services Department is making operational data available in an effort towards transparency. We believe it is important to give insight into the daily demands of Detroit Animal Control and to let the public and our partners know of our efforts on behalf of the citizens of Detroit.

You will find data since January 2020 in the following categories: **Dog Bite Reporting** / **ACO Responses** / **Monthly Intakes** / **Inbound calls to 922-DOGS**

Dog Bite Reporting

Animal Control Officer Responses

Monthly Intakes

Inbound Calls 922-DOGS

### DACC Inbound Call Activity

Displays the number of calls received each month

