



# CITY OF DETROIT

**Michael E. Duggan, Mayor**

**Consolidated Annual Performance and Evaluation Report  
(CAPER)  
City Fiscal Year 2016**

**Arthur Jemison, Director of Housing & Revitalization  
Department**

## **CR-05 - Goals and Outcomes**

### **Progress the jurisdiction has made in carrying out its strategic plan and its action plan. 91.520(a)**

This could be an overview that includes major initiatives and highlights that were proposed and executed throughout the program year.

The City of Detroit is progressing in carrying out its 5-year Consolidated Plan strategy and is implementing action plan projects that support it. For an example, the Blight removal and Demolition strategy, although the focus was shifted towards using CDBG funds for commercial structures, however, other city funding sources will be used for residential properties. The goal could not be achieved without the department's collaborating efforts working with the Detroit Building Authority and the City's Building Safety and Environmental Engineering Department (BSEED).

The Department was granted approval to extend housing affordability with existing HOME developers and borrowers. Some of these projects were nearing the end of their respective affordability periods, and are no longer able to keep pace with increasing overhead costs to make required repairs. Through negotiated partial loan payoffs and loan modifications, the City was able to keep these projects on-going to completion.

There were also major housing rehabilitation programs implemented throughout the city using a loan program and grants to stabilize neighborhoods. Throughout the year, several new initiatives such as the auction of publicly-owned residential properties, sale of vacant lots, aggressive code enforcement and an expansive demolition effort also helped stabilize neighborhoods.

In partnership with the Detroit Economic Development Corporation, the City's Economic business development called the Motor City Match program celebrated over two years of help for new or expanding Detroit neighborhood businesses, leveraging \$24 million in total new neighborhood business investments. In all, 763 entrepreneurs have received some form of assistance and 78% are minority owned. At the end of the fiscal year there were 25 new businesses opened and another 48 under construction or soon to be under construction. The program used a variety of approaches and tools to attract new small business investments, retained and expanded existing small businesses and improve the physical environment along commercial corridors.

Detroit Employment Solutions Corporation (DESC) provided job placement and training services to 23,000 jobseekers and 1,500 businesses this past year. Through partnerships with community-based and faith-based organizations, foundations and many others, DESC provided employers

with access to the broadest talent pool in Detroit jobseekers with the widest range of job-related services.

The City has invested \$1.75 million on the Summer Youth Jobs training program in partnership with private businesses and nonprofit organizations. The program is designed to help employ youth in the City’s NRSA areas. The activity will not affect the 15 percent cap on public services because of the NRSA designation. The program will provide job training, skill building, and employment opportunities for “at risk” and low-income youth to help them gain valuable workplace experience. CDBG funds were leveraged with a corporate match.

The city expended CDBG-DDR funds on several projects with the goals of supporting resiliency and mitigating future flood hazards. There were two large neighborhood planning studies completed, one in northwest Detroit and one on the lower eastside. The planning studies focused on increasing community resiliency through improved public infrastructure, economic development, and neighborhood amenities, with a focus on flood mitigation and seeking opportunities for green stormwater infrastructure. These studies included community outreach and varying degrees of pre-development work on three new public greenways.

**Comparison of the proposed versus actual outcomes for each outcome measure submitted with the consolidated plan and explain, if applicable, why progress was not made toward meeting goals and objectives. 91.520(g)**

Categories, priority levels, funding sources and amounts, outcomes/objectives, goal outcome indicators, units of measure, targets, actual outcomes/outputs, and percentage completed for each of the grantee’s program year goals.

Goal	Category	Source / Amount	Indicator	Unit of Measure	Expected – Strategic Plan	Actual – Strategic Plan	Percent Complete	Expected – Program Year	Actual – Program Year	Percent Complete
Affordable Housing	Affordable Housing	CDBG: \$409419 / HOME: \$	Rental units constructed	Household Housing Unit	325	0	0.00%	0	0	
Affordable Housing	Affordable Housing	CDBG: \$409419 / HOME: \$	Rental units rehabilitated	Household Housing Unit	800	220	27.50%	0	0	

Affordable Housing	Affordable Housing	CDBG: \$409419 / HOME: \$	Other	Other	10	1	10.00%			
Blight removal and demolition	Demolition	CDBG: \$	Buildings Demolished	Buildings	5000	56	1.12%	1000	32	3.20%
CDBG Declared Disaster Recovery Grant	Infrastructure, economic development, demolition and other activities to	CDBG- Declared Disaster Recovery Grant: \$	Public Facility or Infrastructure Activities other than Low/Moderate Income Housing Benefit	Persons Assisted	50000	0	0.00%			
CDBG Declared Disaster Recovery Grant	Infrastructure, economic development, demolition and other activities to	CDBG- Declared Disaster Recovery Grant: \$	Buildings Demolished	Buildings	120	0	0.00%			
Econ Dev (Commercial Rehab)	Non-Housing Community Development	CDBG: \$	Facade treatment/business building rehabilitation	Business	0	0		0	0	
Econ Dev (Commercial Rehab)	Non-Housing Community Development	CDBG: \$	Businesses assisted	Businesses Assisted	150	0	0.00%			
Econ Dev (Creation of Jobs/Small Businesses)	Non-Housing Community Development	CDBG: \$	Businesses assisted	Businesses Assisted	225	198	88.00%	45	153	340.00%



Help those with special needs (non-homeless)	Non-Homeless Special Needs	CDBG: \$ / HOPWA: \$	Tenant-based rental assistance / Rapid Rehousing	Households Assisted	950	72384	7,619.37%	190	215	113.16%
Help those with special needs (non-homeless)	Non-Homeless Special Needs	CDBG: \$ / HOPWA: \$	Overnight/Emergency Shelter/Transitional Housing Beds added	Beds	0	0		20	0	0.00%
Help those with special needs (non-homeless)	Non-Homeless Special Needs	CDBG: \$ / HOPWA: \$	HIV/AIDS Housing Operations	Household Housing Unit	200	215	107.50%			
Public Facilities and Improvements	Non-Housing Community Development	CDBG: \$	Public Facility or Infrastructure Activities other than Low/Moderate Income Housing Benefit	Persons Assisted	0	100250		0	100250	
Public Facilities and Improvements	Non-Housing Community Development	CDBG: \$	Other	Other	75	0	0.00%	13	14	107.69%
Public Services Activities for Citizens of Detroit	Public Service	CDBG: \$	Public service activities other than Low/Moderate Income Housing Benefit	Persons Assisted	258055	27527	10.67%	0	27527	

Public Services Activities for Citizens of Detroit	Public Service	CDBG: \$	Public service activities for Low/Moderate Income Housing Benefit	Households Assisted	0	36678		51611	36678	71.07%
Reduce homeless citizens in City of Detroit	Homeless	CDBG: \$ / ESG: \$	Public service activities other than Low/Moderate Income Housing Benefit	Persons Assisted	0	15619		0	15619	
Reduce homeless citizens in City of Detroit	Homeless	CDBG: \$ / ESG: \$	Tenant-based rental assistance / Rapid Rehousing	Households Assisted	8650	72169	834.32%	3098	72169	2,329.54%
Reduce homeless citizens in City of Detroit	Homeless	CDBG: \$ / ESG: \$	Homeless Person Overnight Shelter	Persons Assisted	3600	188396	5,233.22%	150000	188396	125.60%
Reduce homeless citizens in City of Detroit	Homeless	CDBG: \$ / ESG: \$	Overnight/Emergency Shelter/Transitional Housing Beds added	Beds	1205	0	0.00%	0	0	
Reduce homeless citizens in City of Detroit	Homeless	CDBG: \$ / ESG: \$	Homelessness Prevention	Persons Assisted	8155	37271	457.03%			
Reduce homeless citizens in City of Detroit	Homeless	CDBG: \$ / ESG: \$	Other	Other	1000	0	0.00%			

Rehabilitation of Existing Housing Units	Affordable Housing rehabilitation of existing housing units	CDBG: \$	Homeowner Housing Rehabilitated	Household Housing Unit	2040	501	24.56%	383	467	121.93%
Section 108 Repayment	Non-Housing Community Development	CDBG: \$	Businesses assisted	Businesses Assisted	16	3	18.75%			
Section 108 Repayment	Non-Housing Community Development	CDBG: \$	Other	Other	0	0		0	3	
Sustain Infrastructure and Public Improvements	Non-Housing Community Development	CDBG: \$	Public Facility or Infrastructure Activities other than Low/Moderate Income Housing Benefit	Persons Assisted	2	0	0.00%			
Sustain Infrastructure and Public Improvements	Non-Housing Community Development	CDBG: \$	Other	Other	25	0	0.00%			

**Table 1 - Accomplishments – Program Year & Strategic Plan to Date**

**Assess how the jurisdiction’s use of funds, particularly CDBG, addresses the priorities and specific objectives identified in the plan, giving special attention to the highest priority activities identified.**

The Community Development Block Grant (CDBG) program is a principal revenue source for the City to address the needs of low, and low-moderate income citizens and neighborhoods. Our Five Year Goals for housing, public services, and development activities (including public

facility rehabilitation, and economic development) were designed to address the overwhelming need in the City of Detroit. While we remain optimistic, the goals set in 2015-2019 require resetting. In many instances the needs within the City of Detroit are far greater than the available resources. Our overall priority, this past year, was to help low and moderate income Detroiters access housing, rehab housing public service and the economic opportunities afforded to all citizens country wide. Shown below are the priority categories funding objectives:

- Housing priorities include: 0% interest loan housing rehabilitation program, Emergency Home Repair for low/moderate income grant program for home owners, and those with special needs (including the elderly).
- Public Service priorities include the following services: homeless, disabled, transportation, substance abuse, employment training, health, elderly, and youth.
- Public Facility Rehabilitation (PFR) priorities include: neighborhood, park/recreation, youth, senior and health facilities.
- Infrastructure priorities include: increase community resiliency through improved public infrastructure, with a focus on flood mitigation and improved public greenways for existing paths through parks in areas in the city (CDBG-DDR).
- Economic Development priorities include: direct financial assistance for small businesses, technical assistance, and other economic development activities to businesses.
- Demolition priorities included: demolition of dangerous, abandoned, vandalized structures and boarding of structures to prevent trespass prior to demolition with the priority focus on large commercial buildings. However the city will continue to demolish residential

structures using other non CDBG funding sources.

## **CR-10 - Racial and Ethnic composition of families assisted**

**Describe the families assisted (including the racial and ethnic status of families assisted).**

**91.520(a)**

**Table 2 – Table of assistance to racial and ethnic populations by source of funds**

### **Narrative**

As shown in the tables above, Black or African American is predominate in the racial groups for CDBG, HOME, ESG, and HOPWA. Whites are the second largest racial group in all four of the programs. The remaining racial groups are zero throughout the HOME and HOPWA programs. However, under the four programs there were other multi-racial families assisted; CDBG (2072), HOME (2), HOPWA (11), ESG (95)

## CR-15 - Resources and Investments 91.520(a)

### Identify the resources made available

Source of Funds	Source	Resources Made Available	Amount Expended During Program Year
CDBG	CDBG	31,372,385	39,331,964
HOME	HOME	4,752,103	8,329,988
HOPWA	HOPWA	2,695,671	2,332,825
ESG	ESG	2,838,335	2,065,227
Other	Other		

Table 3 - Resources Made Available

### Narrative

The 2016-2017 CDBG allocation was **\$31,372,385**. The amount expended was **\$39,331,964.61** for the fiscal year of 2016-2017. The expended amount includes prior year awards as well, to expedite spending to meet the annual 1.5 spending requirement.

The 2016-2017 HOME allocation was **\$4,752,103**. The amount expended was **\$ 8,329,988.66**. The 2016-2017 expenditure includes prior year awards for multi-year HOME projects.

The 2016-2017 HOPWA allocation was **\$2,695,671**. The amount expended was **\$2,332,825.87**. HOPWA expenditures are slightly lower than the actual allocation.

The 2016-2017 ESG allocation was **\$2,838,335**. However, the amount expended thus far was **\$2,065,227.69**. Even though the expenditure is less than the allocation, the expenditure has been fully obligated through contracts.

### Identify the geographic distribution and location of investments

Target Area	Planned Percentage of Allocation	Actual Percentage of Allocation	Narrative Description
City-Wide	89	89	City-Wide
NRSA Areas	8	8	The 5 NRSA's contains the most distressed residential neighborhoods in the City of Detroit. All areas
Slums and Blight Designation	3	3	HUD approved Slum and Blight Areas

Table 4 – Identify the geographic distribution and location of investments

### Narrative

The Housing & Revitalization Department plays a vital role in pursuing and supporting neighborhood investment. Through Neighborhood Revitalization Strategy Areas (NRSA), the City of Detroit uses CDBG funds to address economic development and housing needs in designated neighborhoods. The City of Detroit NRSA plan seeks to focus investment in five areas, leveraging partnerships to implement initiatives around five goals: 1) stabilize neighborhoods; 2) support small businesses; 3) create jobs; 4) create summer youth employment; and 5) build wealth. The following is a description of the five NRSA within the City of Detroit:

### **NRSA 1**

Located between Jefferson Avenue and the Detroit River on the far-east side of Detroit. NRSA1 have a large number of vacant housing and vacant parcels that threatens stability. This NRSA have neighborhoods such as West Village, Jefferson Village, Jefferson-Chalmers and Marina district.

### **NRSA 2**

Located on the City's Northeast side. NRSA2 have high levels of mortgage foreclosure that has led to an increase of abandonment and tax foreclosure. This NRSA have neighborhoods such as, Osborn, City Airport, Morning Side, Regent Park, East English Village, and East Warren Avenue commercial area.

### **NRSA 3**

Located in the Southwest Detroit target area. NRSA3 have a strong resident Hispanic community that is significantly investing in the housing market as well as the commercial district. The historic neighborhoods included in NRSA3 are Corktown, Hubbard Farms, and Woodbridge. Other neighbors are Springwells Village, and Mexicantown. The NRSA3 commercial districts include Vernor Highway and Michigan Avenue.

### **NRSA 4**

Located within several historic neighborhoods such as the Boston Edison District, New Center and Arden Park. It also have neighborhoods including Hope Village, Dexter-Linwood, and Northend that have high vacancy rates, a concentration of City owned properties and significant tax and mortgage foreclosures. NRSA4 contains commercial districts, such as, McNichols and New Center. The McNichols commercial corridor is characterized by low-density service related business.



## **NRSA 5**

Located on the Northwest side of Detroit. This NRSA includes areas surrounding the historic neighborhood of Grandmont-Rosedale, and Brightmoor neighborhood. There is a significant decline in population in the Brightmoor community. This NRSA area is surrounded by distressed housing markets with a considerable amount of publically-owned parcels and tax foreclosures.

### **Slum and Blight Area**

#### **Zero Percent Home Repair Loan Program**

The Detroit 0% Interest Home Repair Loan Program is designed to help homeowners address health and safety issues, complete home repairs or improvements, and eliminate blight. Low-moderate income Detroit homeowners can qualify based on income or if living in an eligible slum and blight, or NRSA designated area. The income limit for NRSA can exceed 80% AMI and income limit for slum/blight area is up to 80% AMI. There are three (3) designated slums and blight target areas within the City of Detroit. Approved homeowners have ten years to pay back their loans, which are provided at 0% interest. The homeowners pay back only what they borrow. This home repair program is a city-led partnership with the Detroit Local Initiatives Support Corporation (LISC) and Bank of America. This partnership is a public-private commitment focused on revitalizing Detroit's neighborhoods.

## Leveraging

**Explain how federal funds leveraged additional resources (private, state and local funds), including a description of how matching requirements were satisfied, as well as how any publicly owned land or property located within the jurisdiction that were used to address the needs identified in the plan.**

The following additional leveraging resources enables the City to complete projects that will revitalize neighborhoods, expand affordable housing opportunities, to improve community facilities and public services.

**Low Income Housing Tax Credit Program (LIHTC)** - The LIHTC is an investment program to increase and preserve affordable rental housing by replacing earlier tax incentives with a credit directly applicable against taxable income. The following six housing projects received LIHTC during FY 2016-2017: Himelhoch Apartments, \$ 385,504.00; Saint Rita Apartments, \$511,298.00; Brush Park South, \$1,462,990.00; The Peterboro Arms, \$1,050,000.00; Roberts III Apartments, \$1,179,424.00; Ryan Court Apartments-Phase II, \$721,569.00. **Section 108 Loan Program** - Section 108 is the loan guarantee provision of the Community Development Block Grant (CDBG) program. The Section 108 loan guarantee program allows local government to transform a small portion of their CDBG funds into federally guaranteed loans large enough to pursue physical and economic revitalization projects capable of renewing entire neighborhoods. **Section 8 Housing Choice Voucher** - The Housing Choice Voucher program is a federal program for assisting very low-income families, the elderly, and the disabled to afford decent, safe, and sanitary housing in the private market. Participants are able to find their own housing, including single-family homes, townhouses and apartments. **Historic Tax Credit** - The Federal Historic Tax Credit incentives is available to stimulate private investment in the rehabilitation of historic structures. Historic property owners may receive a 20% tax credit that is available for properties rehabilitated for commercial, industrial, agricultural, or rental residential purposes, but it is not available for properties used exclusively as the owner's private residence. **Motor City Match** - Motor City Match is a unique partnership between the City of Detroit, the Detroit Economic Growth Corporation (DEGC), the Economic Development Corporation of the City of Detroit (EDC) and the U.S. Department of Housing and Urban Development (HUD). The Motor City Match connects new and expanding businesses with Detroit's quality real estate opportunities, providing them with funding and tools to fuel the city's entrepreneurial revolution. The Motor City Match program leveraged a total of \$24 million in Detroit's neighborhood commercial corridors. **Lead Hazard Reduction Program** - The Lead Hazard Reduction (LHR) program funds are used identify and remediate lead based paint hazards in privately owned rental or owner occupied housing. The LHR program is targeted to cities that have at least 3,500 pre-1940 occupied rental housing units. The Lead Hazard

Reduction Program is required to provide a 100% funding match using the CDBG allocation. **Emergency Shelter Grant** - The Emergency Shelter Grant (ESG) requires a match contribution in an amount that equals the amount of ESG funds provided by the Department of HUD. The FY 2016-2017 ESG match contribution of \$2,838,335.00 was matched with the Community Development Block Grant (CDBG) federal funds. **HOME** - The HOME program requires a 25% local match of funds that are expended on affordable housing. Currently, the City of Detroit does not have a matching requirement for the HOME program. For Fiscal Year 2016-2017, the City of Detroit met the HUD criteria for severe fiscal distress. The City of Detroit match requirement was reduced by 100%.

<b>Fiscal Year Summary – HOME Match</b>	
1. Excess match from prior Federal fiscal year	0
2. Match contributed during current Federal fiscal year	0
3. Total match available for current Federal fiscal year (Line 1 plus Line 2)	0
4. Match liability for current Federal fiscal year	0
5. Excess match carried over to next Federal fiscal year (Line 3 minus Line 4)	0

**Table 5 – Fiscal Year Summary - HOME Match Report**

Match Contribution for the Federal Fiscal Year								
Project No. or Other ID	Date of Contribution	Cash (non-Federal sources)	Foregone Taxes, Fees, Charges	Appraised Land/Real Property	Required Infrastructure	Site Preparation, Construction Materials, Donated labor	Bond Financing	Total Match

Table 6 – Match Contribution for the Federal Fiscal Year

**HOME MBE/WBE report**

Program Income – Enter the program amounts for the reporting period				
Balance on hand at beginning of reporting period \$	Amount received during reporting period \$	Total amount expended during reporting period \$	Amount expended for TBRA \$	Balance on hand at end of reporting period \$
0	0	0	0	0

Table 7 – Program Income

**Minority Business Enterprises and Women Business Enterprises** – Indicate the number and dollar value of contracts for HOME projects completed during the reporting period

	Total	Minority Business Enterprises				White Non-Hispanic
		Alaskan Native or American Indian	Asian or Pacific Islander	Black Non-Hispanic	Hispanic	
<b>Contracts</b>						
Dollar Amount	6,095,871	6,095,871	0	0	0	0
Number	6	0	0	0	0	6
<b>Sub-Contracts</b>						
Number	189	5	1	28	3	152
Dollar Amount	34,896,574	1,350,167	51,600	8,292,493	83,456	25,118,858
	Total	Women Business Enterprises	Male			
<b>Contracts</b>						
Dollar Amount	6,095,871	0	6,095,871			
Number	6	0	6			
<b>Sub-Contracts</b>						
Number	189	16	173			
Dollar Amount	34,896,574	4,560,062	30,336,512			

**Table 8 - Minority Business and Women Business Enterprises**

**Minority Owners of Rental Property** – Indicate the number of HOME assisted rental property owners and the total amount of HOME funds in these rental properties assisted

	Total	Minority Property Owners				White Non-Hispanic
		Alaskan Native or American Indian	Asian or Pacific Islander	Black Non-Hispanic	Hispanic	
Number	0	0	0	0	0	0
Dollar Amount	0	0	0	0	0	0

**Table 9 – Minority Owners of Rental Property**

**Relocation and Real Property Acquisition** – Indicate the number of persons displaced, the cost of relocation payments, the number of parcels acquired, and the cost of acquisition

Parcels Acquired		0	0			
Businesses Displaced		0	0			
Nonprofit Organizations Displaced		0	0			
Households Temporarily Relocated, not Displaced		0	0			
Households Displaced	Total	Minority Property Enterprises				White Non-Hispanic
		Alaskan Native or American Indian	Asian or Pacific Islander	Black Non-Hispanic	Hispanic	
Number	0	0	0	0	0	0
Cost	0	0	0	0	0	0

**Table 10 – Relocation and Real Property Acquisition**

## CR-20 - Affordable Housing 91.520(b)

Evaluation of the jurisdiction's progress in providing affordable housing, including the number and types of families served, the number of extremely low-income, low-income, moderate-income, and middle-income persons served.

	One-Year Goal	Actual
Number of Homeless households to be provided affordable housing units	0	0
Number of Non-Homeless households to be provided affordable housing units	300	342
Number of Special-Needs households to be provided affordable housing units	40	215
<b>Total</b>	<b>340</b>	<b>557</b>

Table 11 – Number of Households

	One-Year Goal	Actual
Number of households supported through Rental Assistance	190	215
Number of households supported through The Production of New Units	65	0
Number of households supported through Rehab of Existing Units	599	437
Number of households supported through Acquisition of Existing Units	0	1
<b>Total</b>	<b>854</b>	<b>653</b>

Table 12 – Number of Households Supported

### Discuss the difference between goals and outcomes and problems encountered in meeting these goals.

Although the city is progressing to meet its goals, however it has taken longer to actually implement non-traditional funding programs and financing sources that will actually increase the number of affordable housing in the Department's pipeline. For an example, the City is developing ways to match the allocation of project based vouchers with recipients of Low-Income Housing Tax Credit (LIHTC) that are not also participant's in the City's HOME loan program. The Department is also utilizing infrastructure financing through the City's general fund to expand the resources already in progress, for

development of affordable units for non-LIHTC projects. We expect that these efforts will result in a larger number of mixed income projects with affordable units completed over the next funding period.

The City will also utilize non-HOME funding sources to finance acquisition and rehab projects. The first of 5 units are starting to move through the development phase to completion promoting homebuyer assistance.

Although there are typically fewer new construction projects in the City's pipeline, one mixed project will be completed during the next CAPER reporting period. There are 2 new construction projects presently in pre-development stages, however, new construction will continue to represent a smaller portion of the City's affordable housing portfolio over the next few action plan years.

**Discuss how these outcomes will impact future annual action plans.**

In future Action Plans, the City look forward to increasing a significant amount of units reflected in the previous table, this includes the number of households assisted with rental assistance and households supported through Rehab of existing units. The City plans to acheive this through partnerships with developers of mixed income rental projects. There are also more developeres making use of CDBG and other funding sources to assist low and moderate income households purchase and rehabilitate single family homes. Future action plans will show a shift in both of these indicators to assist in absorbing some of the short-fall from earlier plan years.

**Include the number of extremely low-income, low-income, and moderate-income persons served by each activity where information on income by family size is required to determine the eligibility of the activity.**

Number of Households Served	CDBG Actual	HOME Actual
Extremely Low-income	185	0
Low-income	159	342
Moderate-income	114	0
<b>Total</b>	<b>458</b>	<b>342</b>

**Table 13 – Number of Households Served**

**Narrative Information**

The City of Detroit uses CDBG funding to provide home rehabilitation through the Emergency Home Repair and zero percent interest loan programs targeted in throughout the city and NRSA/Slums & Blight designated areas. Through this process we were able to serve 185 extremely low-income, 159 low-income and 114 moderate-income households. There were 9 households that were over the moderate-income guidelines. The HOME Investment Partnership program provided affordable rental and some ownership housing for low-income families. This past fiscal year the HOME program supported 342 low-income households.





## **CR-25 - Homeless and Other Special Needs 91.220(d, e); 91.320(d, e); 91.520(c)**

**Evaluate the jurisdiction's progress in meeting its specific objectives for reducing and ending homelessness through:**

### **Reaching out to homeless persons (especially unsheltered persons) and assessing their individual needs**

The City of Detroit is a key partner on a citywide chronic homelessness initiative that has focused on expanding outreach efforts on homeless individuals who are unsheltered. Since September of 2016, we have also used ESG to fund an outreach program in the City's central business district. Through our collaboration with the CoC, our community is currently preferencing chronically homeless, unsheltered households for permanent supportive housing.

### **Addressing the emergency shelter and transitional housing needs of homeless persons**

Through our support of a wide variety of shelter programs for single adults, young adults, victims of domestic violence and families, the City of Detroit aims to address the immediate service needs of those in crisis to ensure they are safely sheltered. In addition, we have funded a diversion program that tries to avoid shelter entry to the time that a household presents at shelter door. When diversion is not an option, the immediate needs of shelter are addressed through our local coordinated assessment system, households are routed to the appropriate service.

### **Helping low-income individuals and families avoid becoming homeless, especially extremely low-income individuals and families and those who are: likely to become homeless after being discharged from publicly funded institutions and systems of care (such as health care facilities, mental health facilities, foster care and other youth facilities, and corrections programs and institutions); and, receiving assistance from public or private agencies that address housing, health, social services, employment, education, or youth needs**

The City of Detroit funds several subgrantees to do homelessness prevention activities including intervening on behalf of households facing eviction through the court system. Working through the Youth Taskforce established by a city council member, the City of Detroit has been an active member in discussing how best to meet the needs of youth exiting foster care and other institutional settings. A collaborative of youth providers have recently been approved to receive funding for a CoC Rapid Rehousing program targeted specifically to youth experiencing homelessness.

The City of Detroit is also collaborating with the Detroit Wayne Mental Health Authority to ensure appropriate exits for individuals exiting mental health facilities, and is working with the State of Michigan on a statewide initiative targeting frequent users of health systems who are homeless.

**Helping homeless persons (especially chronically homeless individuals and families, families with children, veterans and their families, and unaccompanied youth) make the transition to permanent housing and independent living, including shortening the period of time that individuals and families experience homelessness, facilitating access for homeless individuals and families to affordable housing units, and preventing individuals and families who were recently homeless from becoming homeless again**

Through the use of program standards, the City of Detroit is a partner in improving the Continuum of Care's response to homelessness and ensuring that programs that meet the needs of target populations (namely Rapid Rehousing and Permanent Supportive Housing) are achieving their target outcomes of helping households obtain and maintain housing stability. In addition, due to a homelessness preference from the Michigan State Housing Authority, many households experiencing homelessness in Detroit are able to obtain housing with Housing Choice Vouchers to ensure stability to extremely low income households with multiple barriers.

We are in regular contact with the Continuum of Care regarding our progress on HUD's system performance measures as well. We use this information as a way to check in on our progress and set performance goals.

## **CR-30 - Public Housing 91.220(h); 91.320(j)**

### **Actions taken to address the needs of public housing**

The Detroit Housing Commission (DHC) is the public housing agency for the City of Detroit. DHC administers approximately 6,000 Housing Choice Vouchers per year under the Section 8 program and encourages homeownership opportunities. The DHC owns and operates 19 family and elderly public housing developments totaling approximately 4,000 units.

During 2016-2017 development continued at two (2) federally funded HOPE VI revitalization projects as discussed below:

1. **Woodbridge Estates:** Preparing for the financial closing of Phase IX. The developer has agreed to develop the site as a combination retail/rental phase, with retail spaces located on the first floor of a four-story building with 80 senior units.
2. **Gardenview Estates:** A financial closing on 97-units took place in June of 2017; construction is scheduled to start no later October 2, 2017. To date this is the last planned rental phase at Gardenview Estates.

### **Actions taken to encourage public housing residents to become more involved in management and participate in homeownership**

During the year DHC continued to work with both Resident Advisory Boards (RAB) and the elected Resident Councils (RC) at each development. DHC staff also met regularly with RAB and RC groups. These forums allowed residents of public housing to provide DHC with input regarding public housing program management. Residents were also encouraged to participate in the annual plan process by attending numerous planning meetings and the public hearing.

DHC presented its draft annual action plan to the public in a meeting during February of 2017. DHC encouraged the public to comment on the draft throughout the 45-day comment period. At the conclusion of the comment period, DHC's Board of Commissioners also held a public hearing to seek feedback and input from the public. At the conclusion of the comment period and public hearing, DHC's Board of Commissioners finalized the plan. It was filed with HUD on April 13th, 2017.

The DHC has also partnered with several HUD certified non-profit organizations to assist with the preparation of residents to become home ownership ready. These programs and services include but are not limited to credit counseling, basic home maintenance, financial assistance and homebuyer education. Additionally, the DHC offers two homeownership programs exclusive to DHC residents.

### **Actions taken to provide assistance to troubled PHAs**

The DHC is designated as a standard performer. DHC staff is diligently working towards achieving high

performer status in both the Housing Choice Voucher and Public Housing programs.

## **CR-35 - Other Actions 91.220(j)-(k); 91.320(i)-(j)**

**Actions taken to remove or ameliorate the negative effects of public policies that serve as barriers to affordable housing such as land use controls, tax policies affecting land, zoning ordinances, building codes, fees and charges, growth limitations, and policies affecting the return on residential investment. 91.220 (j); 91.320 (i)**

The City of Detroit, is post-bankruptcy, with state financial over-site and yearly monitoring. The City has established strategy neighborhood investment area's to maximize both: Affordable and Mixed Income Multi-Family rental, and Home Ownership opportunities. The 2016 census puts Detroit as the 23rd largest city in the country. The rate of population decline in Detroit has slowed, and there is renewed expectation that the city's population will begin to grow. The tax burden cost for maintaining an aging infrastructure that once providing services to 1.8 million and now just over 700,000 thousand falls on fewer property owners.

The Housing and Revitalization Department (HRD) continues to provide housing assistance thru the HOME multi-family rental / Home-Ownership Programs and CDBG, home repair Zero Percent Home Loan Program. These programs are available to homeowners living in targeted NSP, NRSA, Slums and Blight and city targeted housing development areas i.e. (20 Minute Neighborhoods). The City's taxing policies for real estate development continues to offer incentives via Payment in Lieu of Taxes (PILOT), and the Neighborhood Enterprise Zones (NEZ) programs. Zoning, Building code fees and charges have kept pace on residential and commercial investments in proportion to economic growth.

### **Actions taken to address obstacles to meeting underserved needs. 91.220(k); 91.320(j)**

The homeless population in general is underserved, as many experiencing homelessness may have co-occurring mental, physical or behavioral health issues that may make it difficult for them to fully advocate for the needs of their families. Through the use of the coordinated assessment system, or CAM, as it is known in Detroit, the VI-SPDAT is administered to all households experiencing homelessness. The use of this tool allow the community of providers to understand the level of vulnerability those experiencing homelessness have and ensure that they get access to services that can assist them in reaching a level of stability. For individuals who do not present at shelters or other providers to seek assistance, the City of Detroit has enlisted several subgrantees to do homeless outreach to ensure we are reaching the most vulnerable residents experiencing homelessness. In addition, we have created a by name list of unsheltered individuals and families experiencing homelessness. This list helps to ensure a full linkage to services for those who may want to be involved in services initially.

### **Actions taken to reduce lead-based paint hazards. 91.220(k); 91.320(j)**

The Housing & Revitalization Department (HRD), the Detroit Health Department (HD) and the Green and Healthy Homes Initiative Detroit-Wayne County (GHHI) are continuing to take steps to address lead hazards in Detroit. Exposure to lead can cause lead poisoning which can cause irreversible health damage. Lead exposure/poisoning is particularly harmful to children under six years old. To respond to lead problems, HRD continues to administer and implement several programs including:

**Lead Hazard Reduction Program:** HRD applied for and received its fourth Lead Hazard reduction Demonstration Grant in December of 2014. The program will conclude in November of 2017. The goal of the grant is to reduce and/or eliminate lead hazards in owner-occupied and rental properties where a child under the age of six (6) or a pregnant woman resides. This is primarily done through property rehabilitation. The program gives priority to households with children who have elevated blood lead levels (EBLL). Rental property owners require work to be inspected by Buildings, Safety Engineering and Environmental Department (BSEED) before a lead clearance is issued.

HRD provides a 100% funding match using its CDBG allocation. In addition to rehabilitation work, HRD also coordinates an educational and informational awareness campaign with various partners in an effort to provide preventive strategies and resources assistance. HRD plans to complete and closeout up to 240 housing units by March 30, 2018. Projects began in July of 2015. During 2016-2017 program year, 59 homes were rehabilitated and cleared of lead hazards in the City of Detroit.

To respond to lead problems in Detroit, the Detroit Health Department (DHD) will continue to administer the **Lead Prevention and Intervention Program (LPIP)**. LPIP's achievements includes the following:

- Implemented comprehensive case management protocols for lead-burdened children to include home visits from advocates and public health nurses
- Maintained a surveillance system for data accuracy
- Distributed lead prevention education materials and provided presentations to community professionals and citizens
- Developed a Memorandum of Understanding with the Housing and Revitalization Department to provide EBLL investigations and to facilitate the completion and submittal of grant applications to remediate the homes of lead-burdened children.

**Green & Healthy Homes Initiative (GHHI) Detroit-Wayne County** was formed by building on the Kresge Foundation's "Get the Lead Out" program, and efforts by the City of Detroit and the Skillman Foundation. GHHI Detroit-Wayne County is comprised of nearly 50 partner organizations dedicated to creating green, healthy, and safe homes for children and families in Detroit and Wayne County. GHHI Detroit-Wayne County is successful at reducing housing-related risks and increasing energy efficiency; and sustaining safe and healthy homes. GHHI's success is maintained through advocacy, policy change and increased enforcement. Goals include improving health outcomes for children, seniors, and families

by creating safe and healthy home environments, increasing energy for low and moderate income families, and supporting neighborhood stabilization (by making Detroit's existing housing stock safe, healthy, and energy efficient).

### **Actions taken to reduce the number of poverty-level families. 91.220(k); 91.320(j)**

As noted in the 2015-2019 Consolidated Plan: housing, education, transportation, and job opportunities are important aspects of Detroit's anti-poverty strategy. These anti-poverty factors are discussed below:

#### **Housing**

Affordable housing is key to an anti-poverty strategy. Detroit's low-income persons were aided by several grant programs. HOME and CDBG funds were used to build rental housing, help with down payment assistance and rehabilitate homes for low and moderate income persons/families. The City of Detroit used CDBG and ESG funds to prevent homelessness and assist those that are already homeless with shelter and supportive services. The City of Detroit also received HOPWA funding to address housing problems faced by those struggling with an HIV/AIDS diagnosis.

#### **Education**

Education is also a key anti-poverty strategy. Educational attainment is directly related to employment. To assist with educational attainment Detroit Public Schools (DPS) will continue to combat high illiteracy and drop-out rates as it continues under its financial emergency. The dropout rate of DPS has decreased by 7%. Graduation rates for DPS have greatly improved between 2008 and 2016. The DPS graduation rate has risen more than 19 percent and is now just 2.4 percent below the state average.

DPS's partnership with Life Remodeled, a non-profit organization that helps remodel a DPS school each year, worked on Detroit's Durfee Elementary Middle School and Central High School, the city's first public high school, in 2016. The organization is spearheading the transformation of the vacant Durfee building into what will be known as community innovation center which will operate in partnership with Central High School and DPS district to provide hands-on education to students.

To support educational efforts, CDBG funding was allocated to literacy and other educational/tutorial services.

#### **Transportation**



Studies have shown that transportation is also a key component to fighting poverty. Transportation systems provide a means to connect residents to each other as well as access to employment, retail centers and other services. The Detroit Department of Transportation (DDOT) and a separate suburban SMART bus system has made it difficult for low-skilled residents without cars to get jobs in the suburbs. However highlights of transportation improvements over the last year include:

The new QLine, originally known as M-1 Rail Project, is up and running. Passenger service has begun as of May 2017. The project will be operated by Transdev Services Inc. This Lombard, Ill based transportation management firm signed a five-year, \$15.5 million deal to run the six-vehicle streetcar system. The curbside streetcar system has 20 stations at 12 stops along Woodward Avenue with plans to have a rail line extend into the Suburbs.

To assist with transportation needs HRD allocated CDBG funding to several programs (with transportation components) serving low/moderate income persons in Detroit.

## **Employment**

Employment may be the single most important anti-poverty strategy. For example, a significant cause of poverty in Detroit is the lack of employment opportunities. To combat unemployment the City of Detroit provides job training and opportunities through the Detroit Employment Solutions Corporation (DESC), a non-profit agency dedicated to matching Detroiters to jobs. In 2016, updated details were announced for the JP Morgan Chase & Co.'s five-year, additional \$50 million, for a total of \$150 million commitment through year 2019 to invest in Detroit's economic recovery.

## **Actions taken to develop institutional structure. 91.220(k); 91.320(j)**

Institutional structure for H&RD housing programs begins with program administration and oversight by H&RD staff. H&RD staff then procure qualified subrecipients to carry out the following programs:

- Zero Percent Interest Loan Program
- CDBG Conventional Home Repair Grant Program
- HOME program

H&RD continues to implement the Zero percent interest housing rehabilitation loan program with the help of Local Initiatives Support Corporation (LISC). When a Detroit homeowner

applies for a home loan LISC does a preliminary review of the application. If LISC deems the application viable then it is forwarded to a local banking institution for underwriting and approval. The application is then forwarded to H&RD for inspection, approval, and loan closing. H&RD then oversees the rehabilitation of the home (carried out by contractors). H&RD staff continue to refine the application process for the Housing rehabilitation grant programs. Applications can be received from the Detroit Health Department, H&RD walk-ins, or at community events. H&RD staff members then review applications for compliance with program requirements. If the applications are approved, they are forwarded to a rehabilitation specialist who then inspects the home and develops specifications. When the homeowner and H&RD approve of the specifications then work can begin. Approved contractors then perform the rehabilitation work.

The H&RD system in place for the HOME program begins with H&RD staff selecting qualified “For-Profit”, Non-Profit or Community Housing Development Organization (CHDO) developers to undertake “shovel-ready” affordable housing projects through a Notice of Funding Availability (NOFA). The NOFA is advertised and interested parties obtain applications and make submissions directly to the Department. Projects are rank-ordered and scored for leverage, readiness to proceed characteristics, and development experience. The most advantageous projects are identified during staff review and underwriting analysis. HOME funds are committed to the project as gap financing after City Council approval, followed by environmental review. In return for this gap financing a developer must provide a commensurate percentage of units with affordable rents to income eligible low to moderate income residents. The developer is required to assemble a team with demonstrated experience in the type of development proposed, in order to successfully compete in the NOFA process. Staffing is usually a combination of in-house expertise and externally procured consultants and contractors to carry out the project. The selected general contractors bid for subcontractors in the construction trades required to complete the scope of work for the project.

The City of Detroit has been coordinating with the State of Michigan Department of Health and Human Services (MDHHS) and MSHDA to align funding and performance priorities for organizations delivering ESG eligible activities. This work includes training for providers to improve program performance and reducing the length of time families and individuals are homeless. In addition, the City of Detroit is launching a homelessness diversion pilot program that includes financial and service support from MDHHS and Wayne Metropolitan Community Action Agency. The City of Detroit is also represented on the newly established Continuum of Care board that brings together a diverse group of stakeholders focused on homelessness.

**Actions taken to enhance coordination between public and private housing and social service agencies. 91.220(k); 91.320(j)**

The City of Detroit is an active member of the Detroit Continuum of Care, which includes state and local level services organizations. In addition, the City participates on the CoC Housing Resource Committee which works to engage local landlords to expand access to services. We are also working with the Michigan State Housing Development Authority and Detroit Housing Commission. Through the Continuum of Care, both housing authorities have pledged vouchers through their administrative plan specifically to residents of Detroit experiencing homelessness. In addition, the City of Detroit meets regularly with the Detroit Wayne Mental Health Authority to ensure the behavioral health needs of those experiencing homelessness are met. We also meet with the State of Michigan Department of Health and Human Service regularly to check in and align priorities.

Lastly, the City of Detroit Housing and Revitalization Department represents the city on the Wayne Metropolitan Community Action board. As a community action agency and the recipient of Detroit Community Service Block Grant funds, WMCA collaborates with the City to target community service block grant funds to address the unmet needs of Detroiters who are living in poverty, and helps the city leverage mainstream resources to ensure housing stability. This may include assistance with utilities, home repairs, weatherization, etc.

**Identify actions taken to overcome the effects of any impediments identified in the jurisdictions analysis of impediments to fair housing choice. 91.520(a)**

The Analysis of Impediments to Fair Housing is a requirement for CDBG program compliance. The

purpose of the analysis is to determine the possible existence of impediments to fair housing choice based on race, religion, sex, color, national origin, disability, or familial status. The following impediments to fair housing choice exist:

1. Discrimination in Housing: families with children, disability, and race are high
2. Rental Market: single mothers not able to get rental housing
3. Home insurance discrimination: different rates offered between black and white testers in the Detroit area.
4. Lack of education and awareness of Fair Housing
5. Partnerships to further fair housing
6. Language barriers for non-English speaking population

The following actions were taken to affirmatively further fair housing:

1. In March 2017, the Housing & Revitalization Department (HRD) staff attended a technical assistance conference that addressed topics related to fair housing
  
1. In April 2017, HRD participated in the Fair Housing Month campaign. The following activities occurred: Posters were placed in the City of Detroit municipal building and public libraries. Posters were placed in non-profit agencies serving low-moderate income persons. Fair Housing booklets were placed at HRD office.
  
1. HRD staff attended the 2017 Fair Housing Center of Metropolitan Detroit annual meeting

Effective October 2016, The U.S. Department of HUD issued a final rule on Affirmatively Furthering Fair Housing which requires all HUD recipients to conduct an Assessment of Fair Housing (AFH) rather than an Analysis of Impediments to Fair Housing Choice (AI).

## **CR-40 - Monitoring 91.220 and 91.230**

**Describe the standards and procedures used to monitor activities carried out in furtherance of the plan and used to ensure long-term compliance with requirements of the programs involved, including minority business outreach and the comprehensive planning requirements**

See attachment #3 for the Housing & Revitalization Department (HRD) standards and procedures used to monitor sub-grantees.

## **Citizen Participation Plan 91.105(d); 91.115(d)**

**Describe the efforts to provide citizens with reasonable notice and an opportunity to comment on performance reports.**

The Consolidated Annual Performance and Evaluation Report (CAPER) is the annual report provided to HUD describing the outcomes for federally funded CDBG, HOME, ESG and HOPWA grant programs.

To provide citizens with reasonable notice and the opportunity to comment on the CAPER report, a draft CAPER was made available for public review and comment. The review and comment period was September 15, 2017 to September 25, 2017, from 9:30 am to 4:00 pm in the offices of the Housing and Revitalization Department, 2 Woodward Ave., Ste. 908, Detroit, MI. Citizens were invited to comment on the draft CAPER anytime during the review period--in person, by phone, or at the public hearing. The public notice was posted on the City of Detroit website on September 1, 2017. The public notice was published in the Detroit Free Press/Detroit Newspaper on September 20, 2017.

The CAPER public hearing was held on September 22, 2017, from 3:00 pm to 5:00 pm in the offices of Housing and Revitalization Department. The following financial reports were available for public review:

1. PR03 – CDCG Activity Summary Report

2. PR10 - CDBG Housing Activities (Rehabilitation)
3. PR23 – Summary of Accomplishments Report
4. PR26 – Financial Summary Report
5. 2016-2017 draft Consolidated Annual Performance and Evaluation Report (CAPER)

All citizen's comments are summarized and included in the 2016-2017 CAPER. There were no comments received during the comment period.

## **CR-45 - CDBG 91.520(c)**

**Specify the nature of, and reasons for, any changes in the jurisdiction's program objectives and indications of how the jurisdiction would change its programs as a result of its experiences.**

In 2016, there were no significant changes to the City of Detroit CDBG program objectives. However, there were various amendments to the CDBG program allowing the City to reach its 1.5 spending achievement with a series of 108 Loan defeasance. Also, the activity Relocation was added to the 2015-2019 Consolidated Plan and 2016-2017 Action Plan. The additional Relocation activity is necessary to assist with the 40 Davenport project, rehabilitation of 93 unit multi-family building.

**Does this Jurisdiction have any open Brownfields Economic Development Initiative (BEDI) grants?**

No

**[BEDI grantees] Describe accomplishments and program outcomes during the last year.**

## **CR-50 - HOME 91.520(d)**

### **Include the results of on-site inspections of affordable rental housing assisted under the program to determine compliance with housing codes and other applicable regulations**

Please list those projects that should have been inspected on-site this program year based upon the schedule in §92.504(d). Indicate which of these were inspected and a summary of issues that were detected during the inspection. For those that were not inspected, please indicate the reason and how you will remedy the situation.

Please find the attached chart of HOME projects with Units requiring inspection during the following years: 2013-2017. The chart shows that the City of Detroit did not complete inspections on units for 74 of the projects listed. The exceptions are those projects in which the HOME affordability period ended during the Capex reporting period.

The City's HOME rental inspection effort is coordinated through a third party firm that certifies tenants for compliance with HOME income and rent limits during the HOME affordability period. A file review is completed and inspections are scheduled for each project prior to the anniversary date it was closed in IDIS.

Project File reviews that were required for monitoring the years 13, 14, 15 and 16 are now substantially completed. Project units have been selected for inspection on a random sampling basis for all projects with 25 or more units for each year, respectively. The units inspected must match the units that are subject to file review. For the 2017 program year, the requirement for random sampling monitoring and project inspections, are in progress.

HRD has taken the steps to ensure current year's inspections are completed during the current year and previous years are completed over time (the next two reporting period). These steps are listed below:

1. The National Consultant Services, LLC (NCS) has started pulling multiple year samples for projects as tenants are monitored in order to capture inspections previously required. The department is currently scheduling and conducting inspections matching those units sampled and necessary to satisfy annual inspection requirements for the 2016 and 2017 program years. During the next reporting period (2018) the department intends to schedule and conduct inspections to satisfy the annual inspection requirement for years 2018, 2015 and/or prior years.
2. The Department has recently assigned one staff person whose primary responsibility is completing required inspections.
3. The three year contract for Compliance monitoring has two years remaining.



4. As HOME Loans are modified, the city will continue to utilize project syndicators to ensure developers modifying loans are providing timely information required by our third party monitor. The City has modified eighteen loans during the current caper reporting period.

**Provide an assessment of the jurisdiction's affirmative marketing actions for HOME units.  
92.351(b)**

The City requires all HOME or CDBG funded developers to notify the Detroit Housing Commission first when any rental units are vacated and prior to filing those respective vacancies. The Department will be aggressively monitoring and enforcing this provision, currently contained in all of our rental development agreements, through our Contract Compliance Administrator. This function is also managed through the compliance monitoring contract with NCS.

The Department will also provide the notices to the newly formed Office of Immigrant Affairs. This Office is a gateway to facilitate access to housing resources for incoming immigrants and the greater immigrant community. The Office is also currently developing a strategy for refugee resettlement. (This process is being developed now that the new compliance contract is active.)

**Refer to IDIS reports to describe the amount and use of program income for projects, including the number of projects and owner and tenant characteristics**

\$673,879.42 was received on the last day of the reporting period. There were \$0 drawn down to fund hard and soft costs for multi-development projects during the reporting period. Also, there were no costs for project administration.

**Describe other actions taken to foster and maintain affordable housing. 91.220(k) (STATES ONLY: Including the coordination of LIHTC with the development of affordable housing).  
91.320(j)**

Housing Services has aggressively worked with a major LIHTC syndicator to close 27 of 32 loan modifications on existing HOME Loans to ensure long term viability and improve loan repayment expectations for the balance of the affordability period. The Department closed one preservation deal with MSHDA or FHA participation to fund prior HOME projects nearing the end of the original affordability period. Finally, the Department was working to closed 18 additional loan modifications on existing projects with individual developers over the next twelve months.

The Department also issues, annually, a locally funded Notice of Funding Availability (NOFA). This NOFA now includes CDBG and NSP program income funding in addition to HOME funds and is usually released in concert with the State of Michigan's Low Income Housing Tax Credit (LIHTC) funding rounds. The NOFA is designed to leverage between two and ten dollars for each local dollar provided for a LIHTC project.



## CR-55 - HOPWA 91.520(e)

### Identify the number of individuals assisted and the types of assistance provided

Table for report on the one-year goals for the number of households provided housing through the use of HOPWA activities for: short-term rent, mortgage, and utility assistance payments to prevent homelessness of the individual or family; tenant-based rental assistance; and units provided in housing facilities developed, leased, or operated with HOPWA funds.

<b>Number of Households Served Through:</b>	<b>One-year Goal</b>	<b>Actual</b>
Short-term rent, mortgage, and utility assistance to prevent homelessness of the individual or family	0	0
Tenant-based rental assistance	190	215
Units provided in permanent housing facilities developed, leased, or operated with HOPWA funds	20	40
Units provided in transitional short-term housing facilities developed, leased, or operated with HOPWA funds	0	0

**Table 14 – HOPWA Number of Households Served**

### Narrative

HOPWA was successful in addressing the housing needs for “215” families who otherwise would have been in a Homeless environment.

Most individuals present to the program with extremely low income (some may have no income) and job prospects are minimum mainly due to a lack of education or marketable job skills.

Many of the adjustments to the program were based on the service support needs of these individuals to address their ongoing homelessness and aid them in maintaining permanent housing. These included identifying what each individual's housing needs were through housing assessments and plans, goal setting and offering in-house life skills sessions. Addressing barriers, for example, transportation concerns, and linking clients with appropriate agencies for job training were additional strategies implemented, and will be continued.

# CR-60 - ESG 91.520(g) (ESG Recipients only)

## ESG Supplement to the CAPER in *e-snaps*

### For Paperwork Reduction Act

#### 1. Recipient Information—All Recipients Complete

##### Basic Grant Information

Recipient Name	DETROIT
Organizational DUNS Number	006530661
EIN/TIN Number	386004606
Identify the Field Office	DETROIT
Identify CoC(s) in which the recipient or subrecipient(s) will provide ESG assistance	Detroit CoC

##### ESG Contact Name

Prefix	Ms
First Name	Meghan
Middle Name	0
Last Name	Takashima
Suffix	0
Title	Director of Supportive Housing Services

##### ESG Contact Address

Street Address 1	2 Woodward Avenue,
Street Address 2	Suite 908
City	Detroit
State	MI
ZIP Code	48226-
Phone Number	3136280734
Extension	0
Fax Number	0
Email Address	Takashimam@detroitmi.gov

##### ESG Secondary Contact

Prefix	Miss
First Name	Valeria
Last Name	Miller
Suffix	0
Title	Associate Director of Administration
Phone Number	3132249002
Extension	0
Email Address	RTrivedi@detroitmi.gov

## 2. Reporting Period—All Recipients Complete

Program Year Start Date 07/01/2016  
Program Year End Date 06/30/2017

### 3a. Subrecipient Form – Complete one form for each subrecipient

**Subrecipient or Contractor Name:** ALTERNATIVES FOR GIRLS  
**City:** ALTERNATIVES FOR GIRLS  
**State:** MI  
**Zip Code:** 99999,  
**DUNS Number:**  
**Is subrecipient a victim services provider:** N  
**Subrecipient Organization Type:** Other Non-Profit Organization  
**ESG Subgrant or Contract Award Amount:** 75000

**Subrecipient or Contractor Name:** GENESIS HOUSE II  
**City:** Detroit  
**State:** MI  
**Zip Code:** 48201,  
**DUNS Number:** 094547724  
**Is subrecipient a victim services provider:** N  
**Subrecipient Organization Type:** Other Non-Profit Organization  
**ESG Subgrant or Contract Award Amount:** 78400

**Subrecipient or Contractor Name:** CASS COMMUNITY SOCIAL SERVICES  
**City:** Detroit  
**State:** MI  
**Zip Code:** 48206, 1351  
**DUNS Number:** 167525070  
**Is subrecipient a victim services provider:** N  
**Subrecipient Organization Type:** Other Non-Profit Organization  
**ESG Subgrant or Contract Award Amount:** 201100

**Subrecipient or Contractor Name:** MARINERS INN  
**City:** DETROIT  
**State:** MI  
**Zip Code:** 48201,  
**DUNS Number:** 127458909  
**Is subrecipient a victim services provider:** N  
**Subrecipient Organization Type:** Other Non-Profit Organization  
**ESG Subgrant or Contract Award Amount:** 75000

**Subrecipient or Contractor Name:** WAYNE COUNTY NEIGHBORHOOD LEGAL SERVICES  
**City:** Detroit  
**State:** MI  
**Zip Code:** 48226, 3290  
**DUNS Number:** 197862014  
**Is subrecipient a victim services provider:** N  
**Subrecipient Organization Type:** Other Non-Profit Organization  
**ESG Subgrant or Contract Award Amount:** 200000

**Subrecipient or Contractor Name:** NEIGHBORHOOD SERVICES ORGANIZATION  
**City:** Detroit  
**State:** MI  
**Zip Code:** 48226, 1400  
**DUNS Number:** 043419399  
**Is subrecipient a victim services provider:** N  
**Subrecipient Organization Type:** Other Non-Profit Organization  
**ESG Subgrant or Contract Award Amount:** 85000

**Subrecipient or Contractor Name:** SOUTHWEST COUNSELING SOLUTIONS  
**City:** Detroit  
**State:** MI  
**Zip Code:** 48209, 2022  
**DUNS Number:** 844806708  
**Is subrecipient a victim services provider:** N  
**Subrecipient Organization Type:** Other Non-Profit Organization  
**ESG Subgrant or Contract Award Amount:** 204000

**Subrecipient or Contractor Name:** UNITED COMMUNITY HOUSING COALITION

**City:** Detroit

**State:** MI

**Zip Code:** 48226, 1408

**DUNS Number:** 051034718

**Is subrecipient a victim services provider:** N

**Subrecipient Organization Type:** Other Non-Profit Organization

**ESG Subgrant or Contract Award Amount:** 196450

**Subrecipient or Contractor Name:** YWCA INTERIM HOUSE

**City:** Detroit

**State:** MI

**Zip Code:** 48221, 0904

**DUNS Number:** 121516199

**Is subrecipient a victim services provider:** Y

**Subrecipient Organization Type:** Other Non-Profit Organization

**ESG Subgrant or Contract Award Amount:** 100000

**Subrecipient or Contractor Name:** OPERATION GET DOWN

**City:** Detroit

**State:** MI

**Zip Code:** 48213, 3112

**DUNS Number:** 106504459

**Is subrecipient a victim services provider:** N

**Subrecipient Organization Type:** Other Non-Profit Organization

**ESG Subgrant or Contract Award Amount:** 85000

**Subrecipient or Contractor Name:** CASS COMMUNITY SOCIAL SERVICES WARMING CENTER

**City:** Detroit

**State:** MI

**Zip Code:** 48206, 1351

**DUNS Number:** 167525070

**Is subrecipient a victim services provider:** N

**Subrecipient Organization Type:** Other Non-Profit Organization

**ESG Subgrant or Contract Award Amount:** 53890

**Subrecipient or Contractor Name:** THE SALVATION ARMY  
**City:** Detroit  
**State:** MI  
**Zip Code:** 48219, 1345  
**DUNS Number:** 123528549  
**Is subrecipient a victim services provider:** N  
**Subrecipient Organization Type:** Other Non-Profit Organization  
**ESG Subgrant or Contract Award Amount:** 85000

**Subrecipient or Contractor Name:** DRMM - GENESIS HOUSE III  
**City:** Detroit  
**State:** MI  
**Zip Code:** 48201, 2203  
**DUNS Number:** 094547247  
**Is subrecipient a victim services provider:** N  
**Subrecipient Organization Type:** Other Non-Profit Organization  
**ESG Subgrant or Contract Award Amount:** 9100

**Subrecipient or Contractor Name:** ST. JOHN'S COMM SOCIAL SVCS  
**City:** Detroit  
**State:** MI  
**Zip Code:** 48215, 2804  
**DUNS Number:** 968670828  
**Is subrecipient a victim services provider:** N  
**Subrecipient Organization Type:** Other Non-Profit Organization  
**ESG Subgrant or Contract Award Amount:** 100000

**Subrecipient or Contractor Name:** The HEAT and WARMTH fund- THAW  
**City:** Detroit  
**State:** MI  
**Zip Code:** 48226, 3285  
**DUNS Number:** 106504459  
**Is subrecipient a victim services provider:** N  
**Subrecipient Organization Type:** Other Non-Profit Organization  
**ESG Subgrant or Contract Award Amount:** 100000



**Subrecipient or Contractor Name:** DETROIT RESCUE MISSION MINISTRIES FAIRVIEW

**City:** Detroit

**State:** MI

**Zip Code:** 48214, 1608

**DUNS Number:** 094547247

**Is subrecipient a victim services provider:** N

**Subrecipient Organization Type:** Other Non-Profit Organization

**ESG Subgrant or Contract Award Amount:** 125000

**Subrecipient or Contractor Name:** DETROIT RESCUE MISSION MINISTRIES (CHICAGO)

**City:** Detroit

**State:** MI

**Zip Code:** 48228, 2651

**DUNS Number:** 094547247

**Is subrecipient a victim services provider:** N

**Subrecipient Organization Type:** Other Non-Profit Organization

**ESG Subgrant or Contract Award Amount:** 145000

**Subrecipient or Contractor Name:** DRMM WARMING CENTER

**City:** Detroit

**State:** MI

**Zip Code:** 48201, 2203

**DUNS Number:** 094547247

**Is subrecipient a victim services provider:** N

**Subrecipient Organization Type:** Other Non-Profit Organization

**ESG Subgrant or Contract Award Amount:** 98000

## CR-65 - Persons Assisted

### 4. Persons Served

#### 4a. Complete for Homelessness Prevention Activities

Number of Persons in Households	Total
Adults	
Children	
Don't Know/Refused/Other	
Missing Information	
<b>Total</b>	

Table 16 – Household Information for Homeless Prevention Activities

#### 4b. Complete for Rapid Re-Housing Activities

Number of Persons in Households	Total
Adults	
Children	
Don't Know/Refused/Other	
Missing Information	
<b>Total</b>	

Table 17 – Household Information for Rapid Re-Housing Activities

#### 4c. Complete for Shelter

Number of Persons in Households	Total
Adults	
Children	
Don't Know/Refused/Other	
Missing Information	
<b>Total</b>	

Table 18 – Shelter Information



**4d. Street Outreach**

<b>Number of Persons in Households</b>	<b>Total</b>
Adults	
Children	
Don't Know/Refused/Other	
Missing Information	
<b>Total</b>	

**Table 19 – Household Information for Street Outreach**

**4e. Totals for all Persons Served with ESG**

<b>Number of Persons in Households</b>	<b>Total</b>
Adults	
Children	
Don't Know/Refused/Other	
Missing Information	
<b>Total</b>	

**Table 20 – Household Information for Persons Served with ESG**

**5. Gender—Complete for All Activities**

	<b>Total</b>
Male	
Female	
Transgender	
Don't Know/Refused/Other	
Missing Information	
<b>Total</b>	

**Table 21 – Gender Information**

**6. Age—Complete for All Activities**

	<b>Total</b>
Under 18	
18-24	
25 and over	
Don't Know/Refused/Other	
Missing Information	
<b>Total</b>	

**Table 22 – Age Information**

**7. Special Populations Served—Complete for All Activities**

**Number of Persons in Households**

<b>Subpopulation</b>	<b>Total</b>	<b>Total Persons Served – Prevention</b>	<b>Total Persons Served – RRH</b>	<b>Total Persons Served in Emergency Shelters</b>
Veterans				
Victims of Domestic Violence				
Elderly				
HIV/AIDS				
Chronically Homeless				
<b>Persons with Disabilities:</b>				
Severely Mentally Ill				
Chronic Substance Abuse				
Other Disability				
Total (unduplicated if possible)				

**Table 23 – Special Population Served**

## CR-70 – ESG 91.520(g) - Assistance Provided and Outcomes

### 10. Shelter Utilization

Number of New Units - Rehabbed	0
Number of New Units - Conversion	0
Total Number of bed-nights available	382,885
Total Number of bed-nights provided	325,452
Capacity Utilization	85.00%

Table 24 – Shelter Capacity

### 11. Project Outcomes Data measured under the performance standards developed in consultation with the CoC(s)

The City of Detroit worked with the greater continuum of care to establish written standards which include outcome measures for the four program types funded under ESG. The established outcomes are presented below. Over the course of the next year, we will be establishing baseline and year one goals for subrecipients to achieve to drive funding decisions.

#### For Outreach:

- % of participants enrolled in the program will meet the definition of unsheltered
- VI-SPDAT are completed on % of enrolled participants
- % of all enrolled participants develop a housing goal
- % of those who develop a housing goal exit homelessness to permanent housing
- % retaining housing at one month and two year intervals
- The extent to which persons who exit homelessness to Permanent Housing destinations return to homelessness within 6 and 24 months
- Increase in placements to permanent housing destinations, temporary destinations (except for a place not meant for human habitation), and some institutional destinations

#### For Prevention:

- % of household that receive assistance will not become literally homeless within 6 months
- % of household that receive assistance will not become literally homeless within 12 months
- % of household that receive assistance will not become literally homeless within 2 years

**For Shelter:**

- % of those served will receive a VI/SPDAT
- Of those who stay in shelter more than 14 days, % will establish a housing goal
- % will exit shelter to a permanent housing destination. This percentage should increase each year.
- The extent to which persons who exit homelessness to permanent housing destinations return to homelessness within 6 to 24 months

**For Rapid Rehousing:**

- % of households served will achieve permanent housing within 60 days of referral so long as funds are available. "Available" means allocated, under contract and being reimbursed on a timely basis.
- % of those served are able to maintain housing without RRH assistance by 180 days
- % of those served are not literally homeless after one year
- % of those served are placed on the MSHDA Housing Choice Voucher (HCV) Homeless Preference wait list
- Increase in the percent of adults who gain or increase employment or non-employment cash income over time

## CR-75 – Expenditures

### 11. Expenditures

#### 11a. ESG Expenditures for Homelessness Prevention

	Dollar Amount of Expenditures in Program Year		
	2014	2015	2016
Expenditures for Rental Assistance	36,114	0	0
Expenditures for Housing Relocation and Stabilization Services - Financial Assistance	36,114	0	0
Expenditures for Housing Relocation & Stabilization Services - Services	0	0	0
Expenditures for Homeless Prevention under Emergency Shelter Grants Program	168,170	352,407	828,384
<b>Subtotal Homelessness Prevention</b>	<b>240,398</b>	<b>352,407</b>	<b>828,384</b>

Table 25 – ESG Expenditures for Homelessness Prevention

#### 11b. ESG Expenditures for Rapid Re-Housing

	Dollar Amount of Expenditures in Program Year		
	2014	2015	2016
Expenditures for Rental Assistance	0	0	0
Expenditures for Housing Relocation and Stabilization Services - Financial Assistance	0	0	0
Expenditures for Housing Relocation & Stabilization Services - Services	0	0	0
Expenditures for Homeless Assistance under Emergency Shelter Grants Program	168,170	533,523	522,683
<b>Subtotal Rapid Re-Housing</b>	<b>168,170</b>	<b>533,523</b>	<b>522,683</b>

Table 26 – ESG Expenditures for Rapid Re-Housing

#### 11c. ESG Expenditures for Emergency Shelter

	Dollar Amount of Expenditures in Program Year		
	2014	2015	2016
Essential Services	0	0	0
Operations	195,088	701,383	504,462
Renovation	0	0	0



Major Rehab	0	0	0
Conversion	0	0	0
<b>Subtotal</b>	<b>195,088</b>	<b>701,383</b>	<b>504,462</b>

**Table 27 – ESG Expenditures for Emergency Shelter**

**11d. Other Grant Expenditures**

	<b>Dollar Amount of Expenditures in Program Year</b>		
	<b>2014</b>	<b>2015</b>	<b>2016</b>
Street Outreach	0	128,776	18,170
HMIS	2,230	0	11,214
Administration	14,608	76,871	635,708

**Table 28 - Other Grant Expenditures**

**11e. Total ESG Grant Funds**

<b>Total ESG Funds Expended</b>	<b>2014</b>	<b>2015</b>	<b>2016</b>
	620,494	1,792,960	2,520,621

**Table 29 - Total ESG Funds Expended**

**11f. Match Source**

	<b>2014</b>	<b>2015</b>	<b>2016</b>
Other Non-ESG HUD Funds	247,226	946,666	2,838,335
Other Federal Funds	0	0	0
State Government	0	0	0
Local Government	0	0	0
Private Funds	0	0	0

Other	3,685,090	5,915,467	0
Fees	0	0	0
Program Income	0	0	0
<b>Total Match Amount</b>	<b>3,932,316</b>	<b>6,862,133</b>	<b>2,838,335</b>

**Table 30 - Other Funds Expended on Eligible ESG Activities**

**11g. Total**

<b>Total Amount of Funds Expended on ESG Activities</b>	<b>2014</b>	<b>2015</b>	<b>2016</b>
	4,552,810	8,655,093	5,358,956

**Table 31 - Total Amount of Funds Expended on ESG Activities**

## **Attachment**

**2016 CAPER Cover, perf pics, maps and YWCA CRV file**

# THE UNI FACILITY REHAB PROJECT



Before




After



9558 Evergreen


















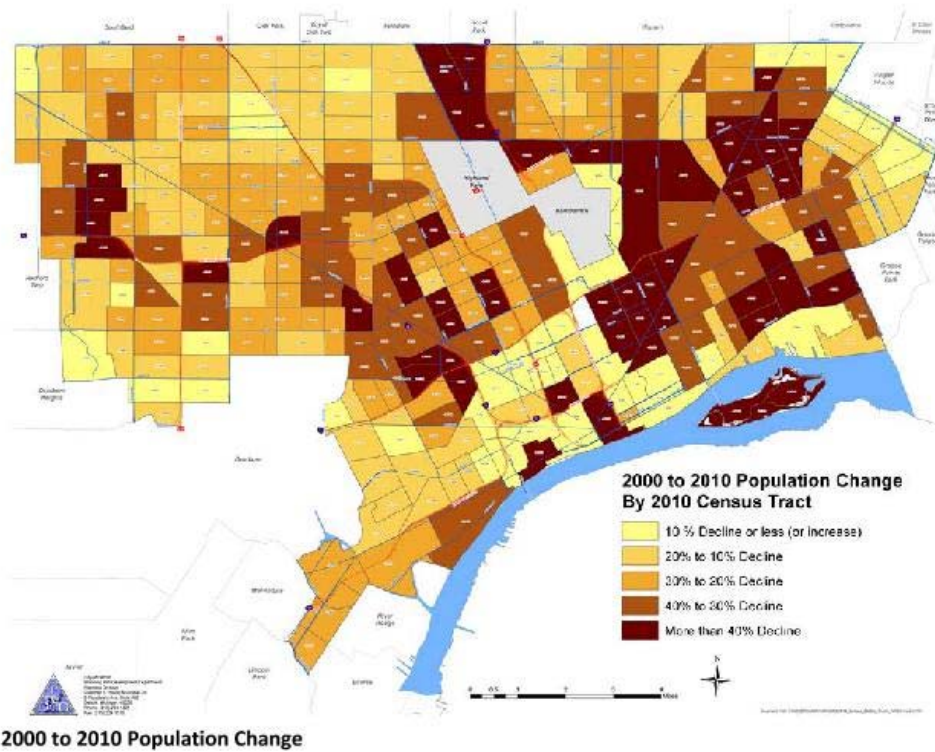




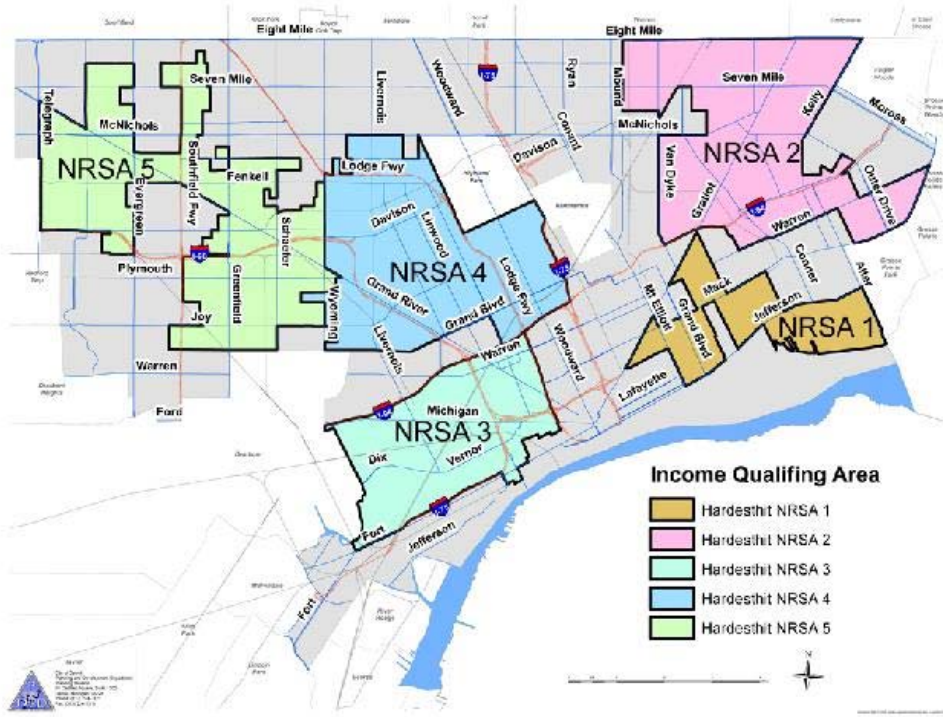




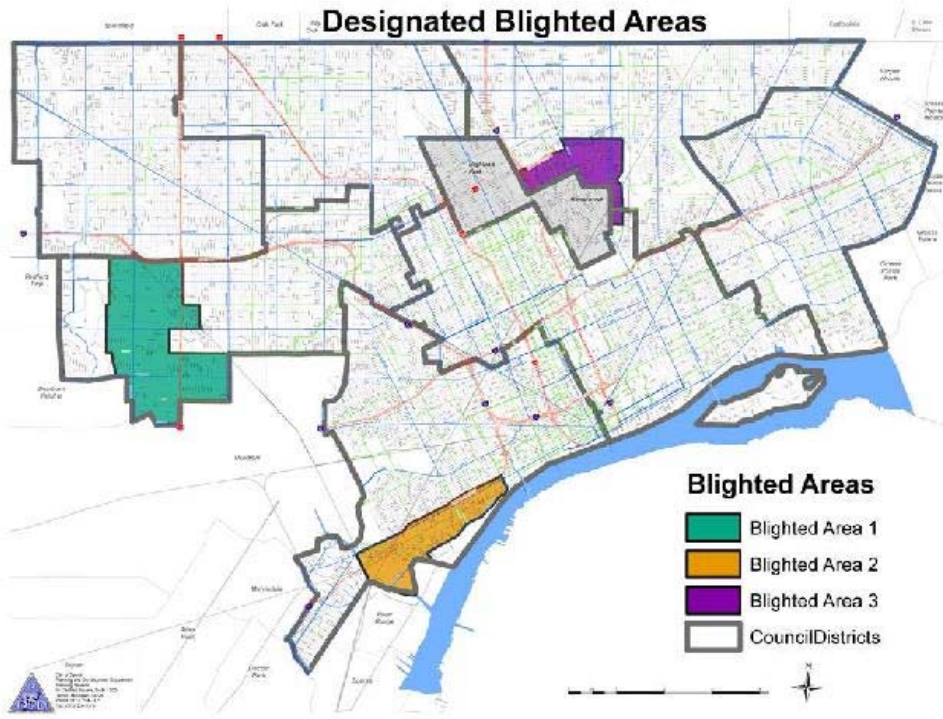
**2010 Census Map**







**NRSA Boundary Map**



**Designated Blight Areas Map**

Q5: HMIS DQ & Participation		Filters		Change filters on Data tab	
5a. HMIS or Comparable Database Data Quality		Organization(s)		All organizations	
Data Element	Client Doesn't Know or Client Refused	Data not collected	0	0 Project type(s)	All project types
First name	0	0	0	0 Project name(s)	All project names
Last name	0	0	0		
SSN	0	0	0		
Date of Birth	0	0	0		
Race	0	0	0		
Ethnicity	0	0	0		
Gender	0	0	0		
Veteran Status	0	0	0		
Disabling condition	0	0	0		
Living situation (Head of Household and Adults)	86	0	0		
Relationship to Head of Household	0	0	0		
Destination	0	0	0		
Client location for project entry	0	0	0		
<b>Q6: Persons Served</b>					
6a. Report Validations Table	Q6a	243			
a. Total number of persons served		86			
b. Number of adults (age 18 or over)		157			
c. Number of children (under age 18)		0			
d. Number of persons with unknown age		0			
e. Total number of leavers		243			
f. Number of adult leavers		86			
g. Total number of stayers		0			
h. Number of adult stayers		0			
i. Number of veterans		0			
j. Number of chronically homeless persons		0			
k. Number of adult heads of household		86			
l. Number of child heads of household		0			
m. Number of unaccompanied youth under age 25		0			
n. Number of parenting youth under age 25 with childer		41			
6b. Number of Persons Served	Total	243			
a. Adults		86	19	0	67
b. Children		157	0	0	0
c. Don't know / refused		0	0	0	0
d. Information missing		0	0	0	0
e. Total		243	19	0	67
<b>Q7a. Households Served</b>					
7a. Number of Households Served	Q7a	Total			
Total Households		86	19	0	67
7b. Point-in-Time Count of Households on the Last Wednesday	Q7b	Total			
January		0	0	0	0
April		0	0	0	0
July		0	0	0	0
October		0	0	0	0
<b>Q9: Contacts and Engagement</b>					
9a. Number of Persons Contacted	Q9a	Total			
a1. Contacted once?		0	0	0	0
a2. Contacted 2-5 times?		0	0	0	0
a3. Contacted 6-9 times?		0	0	0	0
a4. Contacted 10 or more times?		0	0	0	0
az. Total persons contacted		0	0	0	0
9b. Number of Persons Engaged	Q9b	Total			
b1. Engaged after 1 contact?		0	0	0	0
b2. Engaged after 2-5 contacts?		0	0	0	0
b3. Engaged after 6-9 contacts?		0	0	0	0
b4. Engaged after 10 or more contacts?		0	0	0	0
bs. Total persons engaged		0	0	0	0
c. Rate of engagement (%)	N/A	N/A	N/A	N/A	N/A
<b>Q10: Gender</b>					
10a. Gender of Adults	Q10a	Total			
a. Male		0	0	0	0
b. Female		86	19	67	0
c. Transgender male to female		0	0	0	0
d. Transgender female to male		0	0	0	0
e. Doesn't identify as male, female, or transgender		0	0	0	0
f. Don't know / refused		0	0	0	0
g. Information missing		0	0	0	0
h. Subtotal		86	19	0	0
10b. Gender of Children	Q10b	Total			
a. Male		53	0	53	0
b. Female		104	0	104	0
c. Transgender male to female		0	0	0	0
d. Transgender female to male		0	0	0	0
e. Doesn't identify as male, female, or transgender		0	0	0	0
f. Don't know / refused		0	0	1	0
g. Information missing		0	0	0	0
h. Subtotal		157	0	157	0
10c. Gender of Persons Missing Age Information	Q10c	Total			
a. Male		0	0	0	0
b. Female		0	0	0	0
c. Transgender male to female		0	0	0	0
d. Transgender female to male		0	0	0	0
e. Doesn't identify as male, female, or transgender		0	0	0	0
f. Don't know / refused		0	0	0	0
g. Information missing		0	0	0	0

h. Subtotal		0	0	0	0	0
10d. Gender by Age Ranges	Q10d					
Total		a. Under age 18	b. Age 18-24	c. Age 25-61	d. Age 62 and over	e. Client D.F. Data not collected
a. Male		53	53	0	0	0
b. Female		104	104	0	0	0
c. Transgender male to female		9	0	0	0	0
d. Transgender female to male		0	0	0	0	0
e. Doesn't identify as male, female, or transgender		1	0	1	0	0
f. Don't know / refused		1	1	0	0	0
g. Information missing		16	0	0	0	0
h. Total		157	157	0	0	0
Q11. Age	Q11					
Total		a. Without children	b. With children and adults	c. With only children	d. Unknown household type	
a. Under 5		103	0	0	0	
b. 5 - 12		54	0	0	0	
c. 13 - 17		0	0	0	0	
d. 18 - 24		0	0	0	0	
e. 25 - 34		0	0	0	0	
f. 35 - 44		0	0	0	0	
g. 45 - 54		0	0	0	0	
h. 55 - 61		0	0	0	0	
i. 62+		0	0	0	0	
j. Don't know / refused		0	0	0	0	
k. Information missing		0	0	0	0	
l. Total		157	0	0	0	
Q12. Race & Ethnicity						
12a. Race	Q12a					
Total		a. Without children	b. With children and adults	c. With only children	d. Unknown household type	
a. White		10	0	0	23	
b. Black or African-American		76	0	0	134	
c. Asian		0	0	0	0	
d. American Indian or Alaska Native		0	0	4	0	
e. Native Hawaiian or Other Pacific Islander		0	0	0	0	
f. Multiple races		0	0	0	0	
g. Don't know / refused		0	0	0	0	
h. Information missing		0	0	0	0	
i. Total		86	0	0	157	
12b. Ethnicity	Q12b					
Total		a. Without children	b. With children and adults	c. With only children	d. Unknown household type	
a. Non-Hispanic/non-Latino		86	0	0	0	
b. Hispanic/Latino		0	0	0	0	
c. Don't know / refused		0	0	0	0	
d. Information missing		0	0	0	0	
e. Total		86	0	0	0	
Q13. Physical and Mental Health Conditions						
13a1. Physical and Mental Health Conditions at Entry	Q13a1					
Total persons		a. Without children	b. With children and adults	c. With only children	d. Unknown household type	
a. Mental illness		0	0	0	1	
b. Alcohol abuse		0	0	0	0	
c. Drug abuse		0	0	0	0	
d. Both alcohol and drug abuse		0	0	0	0	
e. Chronic health condition		0	0	0	0	
f. HIV/AIDS and related diseases		0	0	0	0	
g. Developmental disability		0	0	1	0	
h. Physical disability		0	0	0	0	
13b1. Physical and Mental Health Conditions of Leavers	Q13b1					
Total persons		a. Without children	b. With children and adults	c. With only children	d. Unknown household type	
a. Mental illness		0	0	0	0	
b. Alcohol abuse		0	0	0	0	
c. Drug abuse		0	0	0	0	
d. Both alcohol and drug abuse		0	0	0	0	
e. Chronic health condition		0	0	0	0	
f. HIV/AIDS and related diseases		0	0	0	0	
g. Developmental disability		0	0	0	0	
h. Physical disability		0	0	0	0	
13c1. Physical and Mental Health Conditions of Stayers	Q13c1					
Total persons		a. Without children	b. With children and adults	c. With only children	d. Unknown household type	
a. Mental illness		251	214	37	0	
b. Alcohol abuse		17	16	1	0	
c. Drug abuse		17	17	0	0	
d. Both alcohol and drug abuse		47	45	2	0	
e. Chronic health condition		0	0	0	0	
f. HIV/AIDS and related diseases		7	7	0	0	
g. Developmental disability		29	19	10	0	
h. Physical disability		137	119	18	0	
Q14. Domestic Violence						
14a. Persons with Domestic Violence History	Q14a					
Total		a. Without children	b. With children and adults	c. With only children	d. Unknown household type	
a. Yes		86	19	67	0	
b. No		0	0	0	0	
c. Don't know / refused		0	0	0	0	
d. Information missing		0	0	0	0	
e. Total		86	19	67	0	
14b. Persons Fleeing Domestic Violence	Q14b					
Total		a. Without children	b. With children and adults	c. With only children	d. Unknown household type	
a. Yes		86	19	67	0	
b. No		0	0	0	0	
c. Don't know / refused		0	0	0	0	
d. Information missing		0	0	0	0	
e. Total		86	19	67	0	
Q15. Living Situation	Q15					
Total		a. Without children	b. With children and adults	c. With only children	d. Unknown household type	
a. Homeless situations						
a1. Emergency shelter		86	19	67	0	



a2. Transitional housing for homeless persons	0	0	0	0	0
a3. Place not meant for human habitation	0	0	0	0	3
a4. Safe haven					
a5. Interim housing	0	0	0	0	0
a2. Total	0	19	67	0	3
b. Institutional settings					
b1. Psychiatric facility	0	0	0	0	0
b2. Substance abuse or detox center	0	0	0	0	0
b3. Hospital (non-psychiatric)	0	0	0	0	0
b4. Jail, prison or juvenile detention	0	0	0	0	0
b5. Foster care home or foster care group home	0	0	0	0	0
b6. Long-term care facility or nursing home	0	0	0	0	0
b7. Residential project or halfway house with no homeless criter	0	0	0	0	0
b2. Total	0	0	0	0	0
c. Other locations					
c01. PH for homeless persons	0	0	0	0	0
c02. Owned by client, no subsidy	0	0	0	0	0
c03. Owned by client, with subsidy	0	0	0	0	0
c04. Rental by client, no subsidy	0	0	0	0	0
c05. Rental by client, with VASH subsidy	0	0	0	0	0
c06. Rental by client, with GPD TIP subsidy	0	0	0	0	0
c07. Rental by client, with other subsidy	0	0	0	0	0
c08. Hotel or motel paid by client	0	0	0	0	0
c09. Staying or living with friend(s)	0	0	0	0	0
c10. Staying or living with family	0	0	0	0	0
c11. Don't know / refusec	0	0	0	0	0
c12. Information missing	0	0	0	0	0
cz. Total	0	0	0	0	0
d. Total	0	0	0	0	0

Q20. Non-Cash Benefits

20a. Type of Non-Cash Benefit Sources	Q20a	At Latest Annual Assessment to At Exit for Leavers			
	At entry				
a. Supplemental Nutritional Assistance Program	0	0	0	0	0
b. WIC	46	0	0	0	0
c. TANF Child Care services	0	0	0	0	0
d. TANF transportation services	0	0	0	0	0
e. Other TANF-funded services	67	0	0	0	0
f. Other source	0	0	0	0	0

Q21. Health Insurance

	Q21	At Latest Annual Assessment to At Exit for Leavers			
	At entry				
a. MEDICAID health insurance	67	0	0	0	0
b. MEDICARE health insurance	0	0	0	0	0
c. State Children's Health Insurance	0	0	0	0	0
d. VIA Medical Services	0	0	0	0	0
e. Employer-provided health insurance	0	0	0	0	0
f. Health insurance through COBRA	0	0	0	0	0
g. Private pay health insurance	0	0	0	0	0
h. State Health Insurance for Adults	0	0	0	0	0
i. Indian Health Services Program	0	0	0	0	0
j. Other	0	0	0	0	0
k. No health insurance	0	0	0	0	0
l. Client doesn't know/Client refused	0	0	0	0	0
m. Data not collected	0	27	0	0	0
n. Number of adult stayers not yet required to have an annual a:	0	0	0	0	0
o. 1 source of health insurance	0	6	0	0	0
p. More than 1 source of health insurance	0	0	0	0	0

Q22. Length of Participation

Q22a2. Length of Participation—ESG projects:	Q22a2	Leavers				Stayers			
	Total								
a. 0 to 7 days	0	0	0	0	0	0	0	0	0
b. 8 to 14 days	0	0	0	0	0	0	0	0	0
c. 15 to 21 days	0	0	0	0	0	0	0	0	0
d. 22 to 30 days	0	0	0	0	0	0	0	0	0
e. 31 to 60 days	0	0	0	0	0	0	0	0	0
f. 61 to 90 days	0	0	0	0	0	0	0	0	0
g. 91 to 180 days	0	0	0	0	0	0	0	0	0
h. 181 to 365 days	0	0	0	0	0	0	0	0	0
i. 366 to 730 days (1-2 yrs.)	0	0	0	0	0	0	0	0	0
j. 731 to 1095 days (2-3 yrs.)	0	0	0	0	0	0	0	0	0
k. 1096 to 1460 days (3-4 yrs.)	0	0	0	0	0	0	0	0	0
l. 1461 to 1825 days (4-5 yrs.)	0	0	0	0	0	0	0	0	0
m. More than 1825 days (>5 yrs.)	0	0	0	0	0	0	0	0	0
n. Information missing	0	0	0	0	0	0	0	0	0
o. Total	0	0	0	0	0	0	0	0	0

Q22c. RHH Length of Time between Project Entry Date and Resid

Q22c	Total	a. Without children	b. With children and adults	c. With only children	d. Unknown household type
a. 0-7 days	0	0	0	0	0
b. 8-14 days	0	0	0	0	0
c. 15-21 days	0	0	0	0	0
d. 22 to 30 days	0	0	0	0	0
e. 31 to 60 days	0	0	0	0	0
f. 61 to 180 days	0	0	0	0	0
g. 181 to 365 days	0	0	0	0	0
h. 366 to 730 days (1-2 yrs.)	0	0	0	0	0
i. Data Not Collected	0	0	0	0	0
j. Total	0	0	0	0	0

Q22d. Length of Participation by Household type

Q22d	Total	a. Without children	b. With children and adults	c. With only children	d. Unknown household type
a. 0 to 7 days	0	0	0	0	0
b. 8 to 14 days	0	0	0	0	0
c. 15 to 21 days	0	0	0	0	0
d. 22 to 30 days	0	0	0	0	0
e. 31 to 60 days	0	0	0	0	0
f. 61 to 90 days	0	0	0	0	0
g. 91 to 180 days	0	0	0	0	0
h. 181 to 365 days	0	0	0	0	0
i. 366 to 730 days (1-2 yrs.)	0	0	0	0	0
j. 731 to 1095 days (2-3 yrs.)	0	0	10	0	0
k. 1096 to 1460 days (3-4 yrs.)	0	0	0	0	0

l. 1461 to 1825 days (4-5 yrs.)	0	0	0	0	0
m. More than 1825 days (>5 yrs.)	0	0	0	0	0
n. Information missing	0	0	0	0	0
o. Total	0	0	0	0	0

Q23. Exit Destination – More than 90 Days	Q23 Total	a. Without children	b. With children and adults	c. With only children	d. Unknown household type
<b>a. Permanent destinations</b>					
a01. Moved from one HOPWA funded project to HOPWA PH	0	0	0	0	0
a02. Owned by client, no ongoing subsidy	0	0	0	0	0
a03. Owned by client, with ongoing subsidy	0	0	0	0	0
a04. Rental by client, no ongoing subsidy	0	0	0	0	0
a05. Rental by client, VASH subsidy	0	0	0	0	0
a06. Rental by client, with GPD TIP housing subsidy	0	0	0	0	0
a07. Rental by client, other ongoing subsidy	0	0	0	0	0
a08. Permanent housing for homeless persons	0	0	0	0	0
a09. Staying or living with family, permanent tenure	0	0	0	0	0
a10. Staying or living with friends, permanent tenure	0	0	0	0	0
az. Total	0	0	0	0	0
<b>b. Temporary destinations</b>					
b1. Emergency shelter	0	0	0	0	0
b2. Moved from one HOPWA funded project to HOPWA TH	0	0	0	0	0
b3. Transitional housing for homeless persons	0	0	0	0	0
b4. Staying with family, temporary tenure	0	0	0	0	0
b5. Staying with friends, temporary tenure	0	0	0	0	0
b6. Place not meant for human habitation	0	0	0	0	0
b7. Safe Haven	0	0	0	0	0
b8. Hotel or motel paid by client	0	0	0	0	0
ba. Total	0	0	0	0	0
<b>c. Institutional settings</b>					
c1. Foster care home or group foster care home	0	0	0	0	0
c2. Psychiatric hospital or other psychiatric facility	0	0	0	0	0
c3. Substance abuse treatment facility or detox center	0	0	0	0	0
c4. Hospital or other residential non-psychiatric medical facility	0	0	0	0	0
c5. Jail, prison or juvenile detention facility	0	0	0	0	0
c6. Long term care facility or nursing home	0	0	0	0	0
ca. Total	0	0	0	0	0
<b>d. Other destinations</b>					
d1. Residential project or halfway house with no homeless criteria	0	0	0	0	0
d2. Deceased	0	0	0	0	0
d3. Other	0	0	0	0	0
d4. Don't know / refused	0	0	0	0	0
d5. Information missing	0	0	0	0	0
dz. Total	0	0	0	0	0
ea. Total	0	0	0	0	0

Q23a. Exit Destination – All persons	Q23a Total	a. Without children	b. With children and adults	c. With only children	d. Unknown household type
<b>a. Permanent destinations</b>					
a01. Moved from one HOPWA funded project to HOPWA PH	0	0	0	0	0
a02. Owned by client, no ongoing subsidy	0	0	0	0	0
a03. Owned by client, with ongoing subsidy	0	0	0	0	0
a04. Rental by client, no ongoing subsidy	0	0	0	0	0
a05. Rental by client, VASH subsidy	0	0	0	0	0
a06. Rental by client, with GPD TIP housing subsidy	0	0	0	0	0
a07. Rental by client, other ongoing subsidy	0	0	0	0	0
a08. Permanent housing for homeless persons	0	0	0	0	0
a09. Staying or living with family, permanent tenure	0	0	0	0	0
a10. Staying or living with friends, permanent tenure	0	0	0	0	0
a2. Total	0	0	0	0	0
<b>b. Temporary destinations</b>					
b1. Emergency shelter	0	0	0	0	0
b2. Moved from one HOPWA funded project to HOPWA TH	0	0	0	0	0
b3. Transitional housing for homeless persons	0	0	0	0	0
b4. Staying with family, temporary tenure	0	0	0	0	0
b5. Staying with friends, temporary tenure	0	0	0	7	0
b6. Place not meant for human habitation	0	0	0	0	0
b7. Safe Haven	0	0	0	0	0
b8. Hotel or motel paid by client	0	0	0	0	0
ba. Total	0	0	0	0	0
<b>c. Institutional settings</b>					
c1. Foster care home or group foster care home	0	0	0	0	0
c2. Psychiatric hospital or other psychiatric facility	0	0	0	0	0
c3. Substance abuse treatment facility or detox center	0	0	0	0	0
c4. Hospital or other residential non-psychiatric medical facility	0	0	0	0	0
c5. Jail, prison or juvenile detention facility	0	0	0	0	0
c6. Long term care facility or nursing home	0	0	0	0	0
ca. Total	0	0	0	0	0
<b>d. Other destinations</b>					
d1. Residential project or halfway house with no homeless criteria	0	0	0	0	0
d2. Deceased	0	0	0	0	0
d3. Other	0	0	0	0	0
d4. Don't know / refused	0	0	0	0	0
d5. Information missing	0	0	0	0	0
dz. Total	0	0	0	0	0
ea. Total	0	0	0	57	0

Q23b. Homeless Prevention Housing Assessment at Exit	Q23b Total	a. Without children	b. With children and adults	c. With only children	d. Unknown household type
<b>a. Able to maintain the housing they had at project entry—With</b>					
a. Able to maintain the housing they had at project entry—With i	0	0	0	0	0
c. Able to maintain the housing they had at project entry—With i	0	0	0	0	0
d. Able to maintain the housing they had at project entry—Only i	0	0	0	0	0
<b>e. Moved to new housing unit—With on-going subsidy</b>					
f. Moved to new housing unit—Without an on-going subsidy	0	0	0	0	0
g. Moved in with family/friends on a temporary basis	0	0	0	0	0
h. Moved in with family/friends on a permanent basis	0	0	0	0	0
i. Moved to a transitional or temporary housing facility or program	0	0	0	0	0
j. Client became homeless-moving to a shelter or other place	0	0	0	0	0
k. Client went to jail/prison	0	0	0	0	0
l. Client died	0	0	0	0	0
m. Client doesn't know/Client refused	0	0	0	0	0
n. Data not collected (no exit interview completed)	0	0	0	0	0
o. Total	0	0	0	0	0

Q24. Exit Destination – 90 Days or Less		Q24				
		Total	a. Without children	b. With children and adults	c. With only children	d. Unknown household type
<b>a. Permanent destinations</b>						
a01. Moved from one HOPWA funded project to HOPWA PH		0	0	0	0	0
a02. Owned by client, no ongoing subsidy		0	0	0	0	0
a03. Owned by client, with ongoing subsidy		0	0	0	0	0
a04. Rental by client, no ongoing subsidy		0	0	0	0	0
a05. Rental by client, VASH subsidy		0	0	0	0	0
a06. Rental by client, with GPD TIP housing subsidy		0	0	0	0	0
a07. Rental by client, other ongoing subsidy		0	0	0	0	0
a08. Permanent housing for homeless persons		0	0	0	0	0
a09. Staying or living with family, permanent tenure		0	0	0	0	0
a10. Staying or living with friends, permanent tenure		0	0	0	0	0
a2. Total		0	0	0	0	0
<b>b. Temporary destinations</b>						
b1. Emergency shelter		0	0	0	0	0
b2. Moved from one HOPWA funded project to HOPWA TH		0	0	0	0	0
b3. Transitional housing for homeless persons		0	0	0	0	0
b4. Staying with family, temporary tenure		0	0	0	0	0
b5. Staying with friends, temporary tenure		0	0	0	0	0
b6. Place not meant for human habitation		0	0	0	0	0
b7. Safe Haven		0	0	0	0	0
b8. Hotel or motel paid by client		5	0	0	0	0
b2. Total		0	0	0	0	0
<b>c. Institutional settings</b>						
c1. Foster care home or group foster care home		0	0	0	0	0
c2. Psychiatric hospital or other psychiatric facility		0	0	0	0	0
c3. Substance abuse treatment facility or detox center		0	0	0	0	0
c4. Hospital or other residential non-psychiatric medical facility		0	0	0	0	0
c5. Jail, prison or juvenile detention facility		0	0	0	0	0
c6. Long term care facility or nursing home		0	0	0	0	0
c7. Total		0	0	0	0	0
<b>d. Other destinations</b>						
d1. Residential project or halfway house with no homeless criteria		0	0	0	0	0
d2. Deceased		0	0	0	0	0
d3. Other		0	0	0	0	0
d4. Don't know / refused		0	0	0	0	0
d5. Information missing		0	0	0	0	0
d2. Total		0	0	0	0	0
e. Total		0	0	0	0	0
<b>25a. Number of Veterans</b>						
		Q25a				
		Total	a. Without children	b. With children and adults	c. Unknown household type	
a. Chronically homeless veteran		0	0	0	0	
b. Non-chronically homeless veteran		0	0	0	0	
c. Not a veteran		0	0	0	0	
d. Client Doesn't Know/Client Refused		0	0	0	0	
e. Data Not Collected		0	0	0	0	
f. Total		0	0	0	0	
<b>Q26b. Number of Chronically Homeless Persons by Household</b>						
		Q26b				
		Total	a. Without children	b. With children and adults	c. With only children	d. Unknown household type
a. Chronically homeless		0	0	0	0	0
b. Not chronically homeless		0	0	0	0	0
c. Client Doesn't Know/Client Refused		0	0	0	0	0
d. Data Not Collected		0	0	0	0	0
e. Total		0	0	0	0	0

# PR 26

	Office of Community Planning and Development	DATE:	09-28-17
	U.S. Department of Housing and Urban Development	TIME:	19:52
	Integrated Disbursement and Information System	PAGE:	1
	PR26 - CDBG Financial Summary Report		
	Program Year 2016 DETROIT, MI		

PART I: SUMMARY OF CDBG RESOURCES	
01 UNEXPENDED CDBG FUNDS AT END OF PREVIOUS PROGRAM YEAR	64,572,111.05
02 ENTITLEMENT GRANT	31,372,385.00
03 SURPLUS URBAN RENEWAL	0.00
04 SECTION 108 GUARANTEED LOAN FUNDS	0.00
05 CURRENT YEAR PROGRAM INCOME	1,300,000.00
05a CURRENT YEAR SECTION 108 PROGRAM INCOME (FOR SI TYPE)	10,221,362.24
06 FUNDS RETURNED TO THE LINE-OF-CREDIT	0.00
06a FUNDS RETURNED TO THE LOCAL CDBG ACCOUNT	0.00
07 ADJUSTMENT TO COMPUTE TOTAL AVAILABLE	0.00
08 TOTAL AVAILABLE (SUM, LINES 01-07)	107,465,858.29
PART II: SUMMARY OF CDBG EXPENDITURES	
09 DISBURSEMENTS OTHER THAN SECTION 108 REPAYMENTS AND PLANNING/ADMINISTRATION	24,292,036.73
10 ADJUSTMENT TO COMPUTE TOTAL AMOUNT SUBJECT TO LOW/MOD BENEFIT	0.00
11 AMOUNT SUBJECT TO LOW/MOD BENEFIT (LINE 09 + LINE 10)	24,292,036.73
12 DISBURSED IN IDIS FOR PLANNING/ADMINISTRATION	7,071,834.48
13 DISBURSED IN IDIS FOR SECTION 108 REPAYMENTS	8,356,558.88
14 ADJUSTMENT TO COMPUTE TOTAL EXPENDITURES	0.00
15 TOTAL EXPENDITURES (SUM, LINES 11-14)	39,720,430.09
16 UNEXPENDED BALANCE (LINE 08 - LINE 15)	67,745,428.20
PART III: LOW/MOD BENEFIT THIS REPORTING PERIOD	
17 EXPENDED FOR LOW/MOD HOUSING IN SPECIAL AREAS	0.00
18 EXPENDED FOR LOW/MOD MULTI-UNIT HOUSING	0.00
19 DISBURSED FOR OTHER LOW/MOD ACTIVITIES	21,436,959.64
20 ADJUSTMENT TO COMPUTE TOTAL LOW/MOD CREDIT	0.00
21 TOTAL LOW/MOD CREDIT (SUM, LINES 17-20)	21,436,959.64
22 PERCENT LOW/MOD CREDIT (LINE 21/LINE 11)	88.25%
LOW/MOD BENEFIT FOR MULTI-YEAR CERTIFICATIONS	
23 PROGRAM YEARS(PY) COVERED IN CERTIFICATION	PY: PY: PY:
24 CUMULATIVE NET EXPENDITURES SUBJECT TO LOW/MOD BENEFIT CALCULATION	0.00
25 CUMULATIVE EXPENDITURES BENEFITING LOW/MOD PERSONS	0.00
26 PERCENT BENEFIT TO LOW/MOD PERSONS (LINE 25/LINE 24)	0.00%
PART IV: PUBLIC SERVICE (PS) CAP CALCULATIONS	
27 DISBURSED IN IDIS FOR PUBLIC SERVICES	6,886,333.14
28 PS UNLIQUIDATED OBLIGATIONS AT END OF CURRENT PROGRAM YEAR	1,090,024.49
29 PS UNLIQUIDATED OBLIGATIONS AT END OF PREVIOUS PROGRAM YEAR	1,030,613.05
30 ADJUSTMENT TO COMPUTE TOTAL PS OBLIGATIONS	(1,500,000.00)
31 TOTAL PS OBLIGATIONS (LINE 27 + LINE 28 - LINE 29 + LINE 30)	5,445,744.58
32 ENTITLEMENT GRANT	31,372,385.00
33 PRIOR YEAR PROGRAM INCOME	7,228,169.93
34 ADJUSTMENT TO COMPUTE TOTAL SUBJECT TO PS CAP	0.00
35 TOTAL SUBJECT TO PS CAP (SUM, LINES 32-34)	38,600,554.93
36 PERCENT FUNDS OBLIGATED FOR PS ACTIVITIES (LINE 31/LINE 35)	14.11%
PART V: PLANNING AND ADMINISTRATION (PA) CAP	
37 DISBURSED IN IDIS FOR PLANNING/ADMINISTRATION	7,071,834.48
38 PA UNLIQUIDATED OBLIGATIONS AT END OF CURRENT PROGRAM YEAR	3,747,602.47
39 PA UNLIQUIDATED OBLIGATIONS AT END OF PREVIOUS PROGRAM YEAR	2,944,091.80
40 ADJUSTMENT TO COMPUTE TOTAL PA OBLIGATIONS	0.00
41 TOTAL PA OBLIGATIONS (LINE 37 + LINE 38 - LINE 39 + LINE 40)	7,875,345.15
42 ENTITLEMENT GRANT	31,372,385.00
43 CURRENT YEAR PROGRAM INCOME	11,521,362.24
44 ADJUSTMENT TO COMPUTE TOTAL SUBJECT TO PA CAP	0.00
45 TOTAL SUBJECT TO PA CAP (SUM, LINES 42-44)	42,893,747.24
46 PERCENT FUNDS OBLIGATED FOR PA ACTIVITIES (LINE 41/LINE 45)	18.36%



Office of Community Planning and Development  
 U.S. Department of Housing and Urban Development  
 Integrated Disbursement and Information System  
 PR26 - CDBG Financial Summary Report  
 Program Year 2016  
 DETROIT , MI

DATE: 09-28-17  
 TIME: 19:52  
 PAGE: 2

LINE 17 DETAIL: ACTIVITIES TO CONSIDER IN DETERMINING THE AMOUNT TO ENTER ON LINE 17

Plan Year	IDIS Project	IDIS Activity	Voucher Number	Activity Name	Matrix Code	National Objective	Target Area Type	Drawn Amount
2014	109	8183	6022397	Housing Rehab Loan Program NRSA1	14A	LMHSP	Strategy area	\$63,760.50
2014	109	8183	6030413	Housing Rehab Loan Program NRSA1	14A	LMHSP	Strategy area	\$44,728.50
2014	109	8184	6022400	Housing Rehab Loan Program NRSA 2	14A	LMHSP	Strategy area	\$98,250.50
2014	109	8184	6024273	Housing Rehab Loan Program NRSA 2	14A	LMHSP	Strategy area	\$30.00
2014	109	8184	6030365	Housing Rehab Loan Program NRSA 2	14A	LMHSP	Strategy area	\$12,500.00
2014	109	8184	6030416	Housing Rehab Loan Program NRSA 2	14A	LMHSP	Strategy area	\$32,433.50
2014	109	8185	6022403	Housing Rehab Loan Program NRSA 3	14A	LMHSP	Strategy area	\$64,343.00
2014	109	8185	6030367	Housing Rehab Loan Program NRSA 3	14A	LMHSP	Strategy area	\$12,455.00
2014	109	8185	6030419	Housing Rehab Loan Program NRSA 3	14A	LMHSP	Strategy area	\$54,420.00
2014	109	8186	6022404	Housing Rehab Loan Program NRSA 4	14A	LMHSP	Strategy area	\$130,492.00
2014	109	8186	6030368	Housing Rehab Loan Program NRSA 4	14A	LMHSP	Strategy area	\$6,090.00
2014	109	8186	6030421	Housing Rehab Loan Program NRSA 4	14A	LMHSP	Strategy area	\$77,412.50
2014	109	8187	6022405	Housing Rehab Loan Program NRSA 5	14A	LMHSP	Strategy area	\$192,026.50
2014	109	8187	6030369	Housing Rehab Loan Program NRSA 5	14A	LMHSP	Strategy area	\$24,852.50
2014	109	8187	6030422	Housing Rehab Loan Program NRSA 5	14A	LMHSP	Strategy area	\$24,795.00
					14A	Matrix Code		\$838,589.50
2014	81	8196	6027639	Housing Rehab Administration Loan Program NRSA's	14H	LMHSP	Strategy area	\$501,162.00
					14H	Matrix Code		\$501,162.00
Total								\$1,339,751.50

LINE 18 DETAIL: ACTIVITIES TO CONSIDER IN DETERMINING THE AMOUNT TO ENTER ON LINE 18

Report returned no data.

LINE 19 DETAIL: ACTIVITIES INCLUDED IN THE COMPUTATION OF LINE 19

Plan Year	IDIS Project	IDIS Activity	Voucher Number	Activity Name	Matrix Code	National Objective	Drawn Amount
2010	9	7328	5936988	Recreation Center Renovation	03	LMC	\$55,776.78
2010	9	7328	6008059	Recreation Center Renovation	03	LMC	\$227,082.61
2010	9	7328	6023649	Recreation Center Renovation	03	LMC	\$121,633.08
2012	1	7690	6045219	Samaritan Center	03	LMC	\$100,000.00
2012	1	7691	5990881	St. John Community Center	03	LMC	\$56,654.40
					03	Matrix Code	\$561,146.87
2012	1	7688	5948066	Operation Get Down	03E	LMC	\$24,569.78
2013	4	7907	5978718	Focus: HOPE	03E	LMA	\$16,955.00
2014	99	7972	6043920	Charles H Wright African American Museum	03E	LMC	\$13,384.50
2014	99	7973	5978713	Focus: HOPE	03E	LMA	\$22,205.00
2014	99	7973	5987910	Focus: HOPE	03E	LMA	\$30,385.00
2014	99	7973	5989385	Focus: HOPE	03E	LMA	\$8,000.00
2014	99	7973	6023382	Focus: HOPE	03E	LMA	\$11,700.00
2014	99	7973	6023383	Focus: HOPE	03E	LMA	\$30,410.00
2014	99	7974	5948068	Franklin Wright Settlements	03E	LMA	\$17,010.00
2014	99	7974	6023362	Franklin Wright Settlements	03E	LMA	\$32,430.00
2014	99	7975	5948064	Liberty Temple Baptist Church/Snr. Citizen Project	03E	LMC	\$10,688.00
2014	99	7975	5955914	Liberty Temple Baptist Church/Snr. Citizen Project	03E	LMC	\$37,624.68
2014	99	7975	5974348	Liberty Temple Baptist Church/Snr. Citizen Project	03E	LMC	\$37,211.20
2014	99	7975	5990271	Liberty Temple Baptist Church/Snr. Citizen Project	03E	LMC	\$74,864.12
2014	99	7975	6023322	Liberty Temple Baptist Church/Snr. Citizen Project	03E	LMC	\$3,107.00
2014	99	7976	5951269	North Rosedale Park Civic Association	03E	LMC	\$3,600.00
2014	99	7976	5965950	North Rosedale Park Civic Association	03E	LMC	\$52,697.70
2014	99	7976	6043919	North Rosedale Park Civic Association	03E	LMC	\$47,502.89
2014	99	7977	6045222	Samaritan Center	03E	LMA	\$100,000.00
2014	99	7978	6007420	SER - Metro-Detroit, Jobs for Progress	03E	LMA	\$15,345.00





Office of Community Planning and Development  
 U.S. Department of Housing and Urban Development  
 Integrated Disbursement and Information System  
 PR26 - CDBG Financial Summary Report  
 Program Year 2016  
 DETROIT, MI

DATE: 09-28-17  
 TIME: 19:52  
 PAGE: 3

Plan Year	IDIS Project	IDIS Activity	Voucher Number	Activity Name	Matrix Code	National Objective	Drawn Amount
2014	99	7978	6008765	SER - Metro-Detroit, Jobs for Progress	03E	LMA	\$11,800.00
2014	99	7978	6023326	SER - Metro-Detroit, Jobs for Progress	03E	LMA	\$4,800.00
2014	99	7979	5958825	Sickle Cell Disease Association	03E	LMA	\$22,031.73
2014	99	7979	5992956	Sickle Cell Disease Association	03E	LMA	\$9,006.88
2014	99	7980	6003633	Southwest Housing Solutions	03E	LMA	\$125,000.00
2014	99	7981	6012211	Urban Neighborhood Initiatives	03E	LMA	\$186,890.67
2015	7	8110	6043785	Samaritan Center	03E	LMC	\$37,716.00
2015	7	8112	6012212	Urban Neighborhood Initiatives	03E	LMA	\$7,441.53
2015	7	8112	6021597	Urban Neighborhood Initiatives	03E	LMA	\$21,202.00
2015	7	8112	6026875	Urban Neighborhood Initiatives	03E	LMA	\$169,991.00
					03E	Matrix Code	\$1,185,569.68
2011	8	7614	5937034	Recreation Center Renovation	03F	LMC	\$127,692.90
2011	8	7614	5990490	Recreation Center Renovation	03F	LMC	\$71,388.00
2011	8	7614	6023647	Recreation Center Renovation	03F	LMC	\$8,408.40
2013	4	7957	6023655	Recreation Centers Renovation	03F	LMA	\$114,704.40
2013	4	7957	6023656	Recreation Centers Renovation	03F	LMA	\$187,144.00
2013	4	7957	6031573	Recreation Centers Renovation	03F	LMA	\$150,000.00
2013	4	7957	6070682	Recreation Centers Renovation	03F	LMA	\$118,795.05
2014	100	7982	5963304	Public Park Improvements	03F	LMA	\$601,784.20
2014	100	7982	5986259	Public Park Improvements	03F	LMA	\$228,169.59
2014	100	7982	6007466	Public Park Improvements	03F	LMA	\$129,796.70
2014	100	7982	6064688	Public Park Improvements	03F	LMA	\$25,285.78
					03F	Matrix Code	\$1,763,169.02
2015	9	8162	6006098	Salvation Army (The)	03T	LMC	\$23,961.05
2015	9	8162	6006106	Salvation Army (The)	03T	LMC	\$24,153.06
2015	9	8162	6006108	Salvation Army (The)	03T	LMC	\$9,491.33
2015	9	8162	6006110	Salvation Army (The)	03T	LMC	\$6,539.51
2015	9	8162	6006272	Salvation Army (The)	03T	LMC	\$5,552.87
2015	9	8162	6006274	Salvation Army (The)	03T	LMC	\$4,404.59
2015	9	8162	6006277	Salvation Army (The)	03T	LMC	\$4,433.32
2015	9	8162	6020948	Salvation Army (The)	03T	LMC	\$6,064.27
2015	9	8317	5974374	Cass Community Social Services (Warming Center)	03T	LMC	\$47,947.12
2015	9	8317	5974377	Cass Community Social Services (Warming Center)	03T	LMC	\$87,052.88
2016	10	8303	6080971	Mariner's Inn	03T	LMC	\$8,878.21
2016	10	8303	6080972	Mariner's Inn	03T	LMC	\$8,069.71
2016	10	8303	6080973	Mariner's Inn	03T	LMC	\$8,429.90
2016	10	8303	6080974	Mariner's Inn	03T	LMC	\$7,700.57
2016	10	8303	6080975	Mariner's Inn	03T	LMC	\$7,989.83
					03T	Matrix Code	\$260,668.22
2014	108	8045	5933048	Demolition/Boarding & Nuisance Abatement	04	LMA	\$21,210.00
2014	108	8045	5936978	Demolition/Boarding & Nuisance Abatement	04	LMA	\$270,950.00
2014	108	8045	5937078	Demolition/Boarding & Nuisance Abatement	04	LMA	\$85,528.50
2014	108	8045	5969923	Demolition/Boarding & Nuisance Abatement	04	LMA	\$207,100.00
2014	108	8045	5986044	Demolition/Boarding & Nuisance Abatement	04	LMA	\$13,279.98
2014	108	8045	5993860	Demolition/Boarding & Nuisance Abatement	04	LMA	\$1,000.00
2014	108	8045	5998914	Demolition/Boarding & Nuisance Abatement	04	LMA	\$9,200.00
2014	108	8045	6001826	Demolition/Boarding & Nuisance Abatement	04	LMA	\$1,811.70
2014	108	8045	6008903	Demolition/Boarding & Nuisance Abatement	04	LMA	\$1,000.00
2014	108	8045	6021595	Demolition/Boarding & Nuisance Abatement	04	LMA	\$7,210.10
2014	108	8045	6028291	Demolition/Boarding & Nuisance Abatement	04	LMA	\$996.25
2014	108	8045	6028301	Demolition/Boarding & Nuisance Abatement	04	LMA	\$123,650.00
2014	108	8045	6028302	Demolition/Boarding & Nuisance Abatement	04	LMA	\$57,650.00
2014	108	8045	6029226	Demolition/Boarding & Nuisance Abatement	04	LMA	\$177,905.00
2014	108	8045	6031555	Demolition/Boarding & Nuisance Abatement	04	LMA	\$149,196.97
2015	2	8218	5937078	Demolition/Boarding & Nuisance Abatement	04	LMA	\$122,524.00
2015	2	8218	5937505	Demolition/Boarding & Nuisance Abatement	04	LMA	\$300.00



Office of Community Planning and Development  
 U.S. Department of Housing and Urban Development  
 Integrated Disbursement and Information System  
 PR26 - CDBG Financial Summary Report  
 Program Year 2016  
 DETROIT, MI

DATE: 09-28-17  
 TIME: 19:52  
 PAGE: 4

Plan Year	IDIS Project	IDIS Activity	Voucher Number	Activity Name	Matrix Code	National Objective	Drawn Amount
2015	2	8218	5942442	Demolition/Boarding & Nuisance Abatement	04	LMA	\$6,000.00
2015	2	8218	5942946	Demolition/Boarding & Nuisance Abatement	04	LMA	\$52,740.00
2015	2	8218	5955146	Demolition/Boarding & Nuisance Abatement	04	LMA	\$400.00
2015	2	8218	5962318	Demolition/Boarding & Nuisance Abatement	04	LMA	\$11,775.00
2015	2	8218	5968451	Demolition/Boarding & Nuisance Abatement	04	LMA	\$10,500.00
2015	2	8218	6030028	Demolition/Boarding & Nuisance Abatement	04	LMA	\$13,779.22
2015	2	8218	6059692	Demolition/Boarding & Nuisance Abatement	04	LMA	\$450.00
2015	2	8218	6060058	Demolition/Boarding & Nuisance Abatement	04	LMA	\$500.00
2015	2	8218	6060061	Demolition/Boarding & Nuisance Abatement	04	LMA	\$500.00
2015	2	8218	6060110	Demolition/Boarding & Nuisance Abatement	04	LMA	\$500.00
2015	2	8218	6060112	Demolition/Boarding & Nuisance Abatement	04	LMA	\$3,500.00
2015	2	8218	6060120	Demolition/Boarding & Nuisance Abatement	04	LMA	\$5,000.00
2016	4	8222	6031610	Demolition/Boarding & Nuisance Abatement	04	LMA	\$71,803.03
2016	4	8222	6031611	Demolition/Boarding & Nuisance Abatement	04	LMA	\$288,000.00
2016	4	8222	6031612	Demolition/Boarding & Nuisance Abatement	04	LMA	\$17,900.00
2016	4	8222	6031613	Demolition/Boarding & Nuisance Abatement	04	LMA	\$123,825.00
2016	4	8222	6031615	Demolition/Boarding & Nuisance Abatement	04	LMA	\$22,750.00
2016	4	8222	6033214	Demolition/Boarding & Nuisance Abatement	04	LMA	\$49,898.77
2016	4	8222	6040407	Demolition/Boarding & Nuisance Abatement	04	LMA	\$500.00
2016	4	8222	6040467	Demolition/Boarding & Nuisance Abatement	04	LMA	\$13,420.00
2016	4	8222	6040470	Demolition/Boarding & Nuisance Abatement	04	LMA	\$1,700.00
2016	4	8222	6040601	Demolition/Boarding & Nuisance Abatement	04	LMA	\$5,900.00
2016	4	8222	6063776	Demolition/Boarding & Nuisance Abatement	04	LMA	\$5,797.09
2016	4	8222	6063779	Demolition/Boarding & Nuisance Abatement	04	LMA	\$5,567.30
2016	4	8222	6063788	Demolition/Boarding & Nuisance Abatement	04	LMA	\$5,084.66
2016	4	8366	6032137	Demolition Admin (Direct)	04	LMA	\$165,507.16
2016	4	8366	6033147	Demolition Admin (Direct)	04	LMA	\$1,350.00
2016	4	8366	6068999	Demolition Admin (Direct)	04	LMA	\$12,291.90
2016	4	8366	6069822	Demolition Admin (Direct)	04	LMA	\$12,952.40
2016	4	8366	6069827	Demolition Admin (Direct)	04	LMA	\$12,740.41
2016	4	8366	6070249	Demolition Admin (Direct)	04	LMA	\$6,169.87
2016	4	8367	6032154	Demolition Admin (Indirect)	04	LMA	\$93,327.70
2016	4	8367	6069749	Demolition Admin (Indirect)	04	LMA	\$7,024.82
2016	4	8367	6069824	Demolition Admin (Indirect)	04	LMA	\$7,402.30
2016	4	8367	6069829	Demolition Admin (Indirect)	04	LMA	\$7,281.14
2016	4	8367	6070251	Demolition Admin (Indirect)	04	LMA	\$3,526.08
					04	Matrix Code	\$2,297,876.35
2014	101	7990	5954310	Delray United Action Council	05A	LMC	\$4,146.00
2014	101	7990	5971664	Delray United Action Council	05A	LMC	\$3,728.50
2014	101	7990	5990118	Delray United Action Council	05A	LMC	\$2,102.82
2014	101	7990	5990120	Delray United Action Council	05A	LMC	\$1,915.17
2014	101	7990	6012215	Delray United Action Council	05A	LMC	\$296.66
2014	101	7999	5936260	LASED	05A	LMC	\$4,363.69
2014	101	7999	5936267	LASED	05A	LMC	\$5,819.20
2014	101	7999	5936268	LASED	05A	LMC	\$4,767.45
2014	101	7999	5936271	LASED	05A	LMC	\$5,241.10
2014	101	7999	5936275	LASED	05A	LMC	\$7,322.60
2014	101	7999	5936278	LASED	05A	LMC	\$5,195.73
2014	101	7999	6003637	LASED	05A	LMC	\$1,985.69
2014	101	7999	6003639	LASED	05A	LMC	\$7,182.72
2014	101	8000	5981040	Matrix Human Services/Ruether Senior Services	05A	LMC	\$3,711.40
2014	101	8000	5990273	Matrix Human Services/Ruether Senior Services	05A	LMC	\$4,446.11
2014	101	8000	5990274	Matrix Human Services/Ruether Senior Services	05A	LMC	\$7,207.03
2014	101	8000	5990275	Matrix Human Services/Ruether Senior Services	05A	LMC	\$125.00
2014	101	8000	5990922	Matrix Human Services/Ruether Senior Services	05A	LMC	\$83,162.90
2014	101	8000	6000617	Matrix Human Services/Ruether Senior Services	05A	LMC	\$1,269.75
2015	8	8118	6005677	Delray United Action Council	05A	LMC	\$17,957.85



Office of Community Planning and Development  
 U.S. Department of Housing and Urban Development  
 Integrated Disbursement and Information System  
 PR26 - CDBG Financial Summary Report  
 Program Year 2016  
 DETROIT, MI

DATE: 09-28-17  
 TIME: 19:52  
 PAGE: 5

Plan Year	IDIS Project	IDIS Activity	Voucher Number	Activity Name	Matrix Code	National Objective	Drawn Amount
2015	8	8118	6021927	Delray United Action Council	05A	LMC	\$7,760.26
2015	8	8118	6022071	Delray United Action Council	05A	LMC	\$8,026.50
2015	8	8118	6025803	Delray United Action Council	05A	LMC	\$4,850.00
2015	8	8118	6025810	Delray United Action Council	05A	LMC	\$5,022.75
2015	8	8118	6025813	Delray United Action Council	05A	LMC	\$5,303.78
2015	8	8118	6025816	Delray United Action Council	05A	LMC	\$3,949.55
2015	8	8118	6030204	Delray United Action Council	05A	LMC	\$4,276.00
2015	8	8118	6030206	Delray United Action Council	05A	LMC	\$6,891.47
2015	8	8118	6036788	Delray United Action Council	05A	LMC	\$4,437.10
2015	8	8118	6058986	Delray United Action Council	05A	LMC	\$1,433.50
2015	8	8118	6064678	Delray United Action Council	05A	LMC	\$1,485.00
2015	8	8127	5939634	L&L Adult Day Care	05A	LMC	\$7,285.00
2015	8	8127	5939641	L&L Adult Day Care	05A	LMC	\$7,543.50
2015	8	8127	5939647	L&L Adult Day Care	05A	LMC	\$8,730.25
2015	8	8127	5939649	L&L Adult Day Care	05A	LMC	\$8,507.00
2015	8	8127	5947345	L&L Adult Day Care	05A	LMC	\$8,765.50
2015	8	8127	5955912	L&L Adult Day Care	05A	LMC	\$7,426.00
2015	8	8127	5965753	L&L Adult Day Care	05A	LMC	\$6,944.25
2015	8	8127	5973455	L&L Adult Day Care	05A	LMC	\$4,993.75
2015	8	8127	5984083	L&L Adult Day Care	05A	LMC	\$4,500.25
2015	8	8127	5990493	L&L Adult Day Care	05A	LMC	\$4,030.25
2015	8	8127	6004645	L&L Adult Day Care	05A	LMC	\$5,760.40
2015	8	8128	6005637	LASED	05A	LMC	\$2,594.70
2015	8	8128	6005673	LASED	05A	LMC	\$5,760.98
2015	8	8128	6008979	LASED	05A	LMC	\$6,669.09
2015	8	8128	6008981	LASED	05A	LMC	\$8,283.07
2015	8	8128	6008982	LASED	05A	LMC	\$5,259.84
2015	8	8128	6012115	LASED	05A	LMC	\$6,750.53
2015	8	8128	6012208	LASED	05A	LMC	\$5,556.81
2015	8	8128	6012542	LASED	05A	LMC	\$6,185.85
2015	8	8128	6014002	LASED	05A	LMC	\$5,713.29
2015	8	8128	6015178	LASED	05A	LMC	\$9,375.65
2015	8	8128	6015183	LASED	05A	LMC	\$6,008.26
2015	8	8128	6032149	LASED	05A	LMC	\$8,257.05
2015	8	8128	6032181	LASED	05A	LMC	\$5,814.28
2015	8	8130	5990276	Matrix Human Services/Reuther Senior Services	05A	LMC	\$3,300.14
2015	8	8130	6000626	Matrix Human Services/Reuther Senior Services	05A	LMC	\$647.98
2015	8	8130	6003361	Matrix Human Services/Reuther Senior Services	05A	LMC	\$6,014.28
2015	8	8130	6006268	Matrix Human Services/Reuther Senior Services	05A	LMC	\$5,501.46
2015	8	8130	6016564	Matrix Human Services/Reuther Senior Services	05A	LMC	\$5,392.10
2015	8	8130	6029879	Matrix Human Services/Reuther Senior Services	05A	LMC	\$6,127.03
2015	8	8130	6037344	Matrix Human Services/Reuther Senior Services	05A	LMC	\$6,983.32
2015	8	8130	6059008	Matrix Human Services/Reuther Senior Services	05A	LMC	\$3,174.84
2015	8	8130	6059011	Matrix Human Services/Reuther Senior Services	05A	LMC	\$2,425.38
2015	8	8130	6064684	Matrix Human Services/Reuther Senior Services	05A	LMC	\$1,915.76
2015	8	8139	5975712	St. Patrick's Senior Center	05A	LMC	\$7,294.30
2015	8	8139	5975743	St. Patrick's Senior Center	05A	LMC	\$9,474.52
2015	8	8139	5975802	St. Patrick's Senior Center	05A	LMC	\$27,326.30
2015	8	8139	5975809	St. Patrick's Senior Center	05A	LMC	\$4,208.16
2015	8	8139	5975810	St. Patrick's Senior Center	05A	LMC	\$6,497.76
2015	8	8139	5975814	St. Patrick's Senior Center	05A	LMC	\$6,109.28
2015	8	8139	5978266	St. Patrick's Senior Center	05A	LMC	\$5,040.88
2015	8	8139	5990663	St. Patrick's Senior Center	05A	LMC	\$6,888.41
2015	8	8139	6000633	St. Patrick's Senior Center	05A	LMC	\$4,694.91
2015	8	8139	6004635	St. Patrick's Senior Center	05A	LMC	\$4,694.88
2016	9	8266	6064939	L & L Adult Day Care	05A	LMC	\$25,885.25
2016	9	8276	6067941	St. Patrick Senior Center	05A	LMC	\$4,431.09





Office of Community Planning and Development  
 U.S. Department of Housing and Urban Development  
 Integrated Disbursement and Information System  
 PR26 - CDBG Financial Summary Report  
 Program Year 2016  
 DETROIT, MI

DATE: 09-28-17  
 TIME: 19:52  
 PAGE: 6

Plan Year	IDIS Project	IDIS Activity	Voucher Number	Activity Name	Matrix Code	National Objective	Drawn Amount
2016	9	8276	6067943	St. Patrick Senior Center	05A	LMC	\$4,189.28
2016	9	8276	6067944	St. Patrick Senior Center	05A	LMC	\$5,972.28
2016	9	8276	6071595	St. Patrick Senior Center	05A	LMC	\$4,693.84
2016	9	8276	6071600	St. Patrick Senior Center	05A	LMC	\$4,532.38
2016	9	8276	6071604	St. Patrick Senior Center	05A	LMC	\$3,586.36
					05A	Matrix Code	\$559,101.00
2014	101	7995	5963380	International Institute of Metropolitan Detroit, Inc.	05C	LMC	\$8,438.71
2014	101	7995	5963399	International Institute of Metropolitan Detroit, Inc.	05C	LMC	\$7,826.38
2014	101	7995	5963469	International Institute of Metropolitan Detroit, Inc.	05C	LMC	\$11,726.54
2014	101	7995	5963475	International Institute of Metropolitan Detroit, Inc.	05C	LMC	\$4,101.26
2014	101	7995	5963479	International Institute of Metropolitan Detroit, Inc.	05C	LMC	\$9,347.25
2014	101	7995	5980223	International Institute of Metropolitan Detroit, Inc.	05C	LMC	\$4,431.63
2014	101	7995	5980230	International Institute of Metropolitan Detroit, Inc.	05C	LMC	\$3,083.93
2014	102	8015	6001988	Coalition on Temporary Shelter (COTS)	05C	LMC	\$19,459.22
2014	102	8015	6001991	Coalition on Temporary Shelter (COTS)	05C	LMC	\$37,257.77
2014	102	8015	6001992	Coalition on Temporary Shelter (COTS)	05C	LMC	\$36,137.67
2014	102	8015	6015936	Coalition on Temporary Shelter (COTS)	05C	LMC	\$7,145.34
2014	102	8020	5960240	Freedom House	05C	LMC	\$12,555.68
2014	102	8020	5960241	Freedom House	05C	LMC	\$14,513.69
2014	102	8020	5992421	Freedom House	05C	LMC	\$12,044.46
2014	102	8020	5992423	Freedom House	05C	LMC	\$7,790.09
2014	102	8020	6009088	Freedom House	05C	LMC	\$5,614.61
2014	102	8020	6022370	Freedom House	05C	LMC	\$5,388.34
2014	102	8020	6071201	Freedom House	05C	LMC	\$11,565.59
2014	102	8020	6071227	Freedom House	05C	LMC	\$8,308.51
2014	102	8033	5978017	United Community Housing Coalition	05C	LMC	\$32,018.94
2014	102	8033	5978126	United Community Housing Coalition	05C	LMC	\$42,981.06
2015	8	8115	6009128	Accounting Aid Society	05C	LMC	\$10,890.00
2015	8	8115	6009129	Accounting Aid Society	05C	LMC	\$17,380.00
2015	8	8115	6009132	Accounting Aid Society	05C	LMC	\$16,665.00
2015	8	8115	6015934	Accounting Aid Society	05C	LMC	\$16,065.00
2015	9	8146	6036786	Coalition on Temporary Shelter (COTS)	05C	LMC	\$5,682.19
2015	9	8146	6038025	Coalition on Temporary Shelter (COTS)	05C	LMC	\$5,439.21
2015	9	8146	6038027	Coalition on Temporary Shelter (COTS)	05C	LMC	\$5,109.24
2015	9	8146	6038041	Coalition on Temporary Shelter (COTS)	05C	LMC	\$3,219.88
2015	9	8146	6038042	Coalition on Temporary Shelter (COTS)	05C	LMC	\$3,976.50
2015	9	8146	6074449	Coalition on Temporary Shelter (COTS)	05C	LMC	\$9,180.76
2015	9	8146	6074460	Coalition on Temporary Shelter (COTS)	05C	LMC	\$11,223.36
2015	9	8146	6074465	Coalition on Temporary Shelter (COTS)	05C	LMC	\$16,162.67
2015	9	8146	6074466	Coalition on Temporary Shelter (COTS)	05C	LMC	\$19,330.56
2015	9	8150	5962641	Detroit Non-Profit Housing	05C	LMC	\$7,062.00
2015	9	8150	5978720	Detroit Non-Profit Housing	05C	LMC	\$3,900.00
2015	9	8150	6022447	Detroit Non-Profit Housing	05C	LMC	\$4,830.76
2015	9	8154	5984123	Legal Aid And Defender Association	05C	LMC	\$4,540.81
2015	9	8154	5986794	Legal Aid And Defender Association	05C	LMC	\$2,520.44
2015	9	8154	5986795	Legal Aid And Defender Association	05C	LMC	\$674.10
2015	9	8154	5986797	Legal Aid And Defender Association	05C	LMC	\$1,729.59
2015	9	8154	5986799	Legal Aid And Defender Association	05C	LMC	\$8,924.36
2015	9	8154	5986800	Legal Aid And Defender Association	05C	LMC	\$25,323.70
2015	9	8154	5986801	Legal Aid And Defender Association	05C	LMC	\$15,882.21
2015	9	8154	5986803	Legal Aid And Defender Association	05C	LMC	\$16,661.36
2015	9	8154	5986805	Legal Aid And Defender Association	05C	LMC	\$9,230.09
2015	9	8154	5988249	Legal Aid And Defender Association	05C	LMC	\$5,458.89
2015	9	8154	6000610	Legal Aid And Defender Association	05C	LMC	\$3,071.52
2015	9	8154	6004640	Legal Aid And Defender Association	05C	LMC	\$90.00
2015	9	8154	6006259	Legal Aid And Defender Association	05C	LMC	\$4,025.68
2015	9	8157	6003641	Michigan Legal Services	05C	LMC	\$8,575.25



Office of Community Planning and Development  
 U.S. Department of Housing and Urban Development  
 Integrated Disbursement and Information System  
 PR26 - CDBG Financial Summary Report  
 Program Year 2016  
 DETROIT, MI

DATE: 09-28-17  
 TIME: 19:52  
 PAGE: 7

Plan Year	IDIS Project	IDIS Activity	Voucher Number	Activity Name	Matrix Code	National Objective	Drawn Amount
2015	9	8157	6003644	Michigan Legal Services	05C	LMC	\$7,429.26
2015	9	8157	6003646	Michigan Legal Services	05C	LMC	\$13,534.06
2015	9	8157	6003649	Michigan Legal Services	05C	LMC	\$24,853.70
2015	9	8157	6003651	Michigan Legal Services	05C	LMC	\$19,898.68
2015	9	8157	6003652	Michigan Legal Services	05C	LMC	\$13,838.46
2015	9	8157	6003653	Michigan Legal Services	05C	LMC	\$11,886.52
2015	9	8157	6018200	Michigan Legal Services	05C	LMC	\$15,730.09
2015	9	8157	6018202	Michigan Legal Services	05C	LMC	\$21,224.80
2015	9	8157	6018203	Michigan Legal Services	05C	LMC	\$20,914.34
2015	9	8157	6018204	Michigan Legal Services	05C	LMC	\$17,070.09
2015	9	8157	6020687	Michigan Legal Services	05C	LMC	\$12,382.94
2015	9	8160	5979331	Neighborhood Service Organization (NSO)	05C	LMC	\$124,011.69
2015	9	8160	6017391	Neighborhood Service Organization (NSO)	05C	LMC	\$5,066.95
2015	9	8160	6017393	Neighborhood Service Organization (NSO)	05C	LMC	\$8,408.05
2015	9	8160	6017394	Neighborhood Service Organization (NSO)	05C	LMC	\$10,741.98
2015	9	8160	6043090	Neighborhood Service Organization (NSO)	05C	LMC	\$8,669.36
2015	9	8160	6045520	Neighborhood Service Organization (NSO)	05C	LMC	\$2,832.06
2015	9	8160	6050875	Neighborhood Service Organization (NSO)	05C	LMC	\$5,031.75
2015	9	8160	6059018	Neighborhood Service Organization (NSO)	05C	LMC	\$8,704.18
2015	9	8160	6067192	Neighborhood Service Organization (NSO)	05C	LMC	\$11,194.25
2015	9	8160	6071213	Neighborhood Service Organization (NSO)	05C	LMC	\$11,910.81
2015	9	8163	6074443	Southwest Counseling Solutions	05C	LMC	\$8,164.00
2015	9	8163	6074473	Southwest Counseling Solutions	05C	LMC	\$6,305.20
2015	9	8163	6074474	Southwest Counseling Solutions	05C	LMC	\$7,845.42
2015	9	8165	6013544	United Community Housing Coalition	05C	LMC	\$4,658.77
2015	9	8165	6013545	United Community Housing Coalition	05C	LMC	\$6,793.02
2015	9	8165	6013546	United Community Housing Coalition	05C	LMC	\$4,887.11
2015	9	8165	6013547	United Community Housing Coalition	05C	LMC	\$5,988.85
2015	9	8165	6013548	United Community Housing Coalition	05C	LMC	\$6,140.40
2015	9	8165	6013549	United Community Housing Coalition	05C	LMC	\$4,715.07
2015	9	8165	6013550	United Community Housing Coalition	05C	LMC	\$4,698.11
2015	9	8165	6013551	United Community Housing Coalition	05C	LMC	\$2,619.99
2015	9	8165	6013552	United Community Housing Coalition	05C	LMC	\$4,076.76
2015	9	8165	6013553	United Community Housing Coalition	05C	LMC	\$3,393.60
2015	9	8165	6013554	United Community Housing Coalition	05C	LMC	\$13,043.88
2015	9	8165	6013977	United Community Housing Coalition	05C	LMC	\$24,191.05
2015	9	8165	6037608	United Community Housing Coalition	05C	LMC	\$14,791.64
					05C	Matrix Code	\$1,062,208.69
2009	60	7211	5971654	THINK DETROIT	05D	LMC	\$2,185.77
2009	60	7211	5971655	THINK DETROIT	05D	LMC	\$125.99
2009	60	7211	5971731	THINK DETROIT	05D	LMC	\$15,552.91
2011	10	7630	6066250	Bank on Detroit	05D	LMC	\$1,451.45
2011	10	7630	6066253	Bank on Detroit	05D	LMC	\$1,440.07
2011	10	7630	6066254	Bank on Detroit	05D	LMC	\$1,451.34
2014	101	7988	5912026	Coleman Young	05D	LMC	\$11,541.45
2014	101	7988	5939233	Coleman Young	05D	LMC	\$4,972.53
2014	101	7988	5939236	Coleman Young	05D	LMC	\$4,591.53
2014	101	7988	5976429	Coleman Young	05D	LMC	\$3,149.65
2014	101	7988	5981896	Coleman Young	05D	LMC	\$3,301.94
2014	101	7988	5984077	Coleman Young	05D	LMC	\$2,244.69
2014	101	7988	6020282	Coleman Young	05D	LMC	\$6,044.94
2014	101	7988	6021928	Coleman Young	05D	LMC	\$5,212.25
2014	101	7988	6023373	Coleman Young	05D	LMC	\$2,761.07
2014	101	7989	5947369	Detroit Area Pre College Engineering Program (DAPCEP)	05D	LMC	\$692.28
2014	101	7989	5947370	Detroit Area Pre College Engineering Program (DAPCEP)	05D	LMC	\$5,843.74
2014	101	7989	5947371	Detroit Area Pre College Engineering Program (DAPCEP)	05D	LMC	\$3,896.58
2014	101	7989	5955908	Detroit Area Pre College Engineering Program (DAPCEP)	05D	LMC	\$9,607.52



Office of Community Planning and Development  
 U.S. Department of Housing and Urban Development  
 Integrated Disbursement and Information System  
 PR26 - CDBG Financial Summary Report  
 Program Year 2016  
 DETROIT, MI

DATE: 09-28-17  
 TIME: 19:52  
 PAGE: 8

Plan Year	IDIS Project	IDIS Activity	Voucher Number	Activity Name	Matrix Code	National Objective	Drawn Amount
2014	101	7989	6030392	Detroit Area Pre College Engineering Program (DAPCEP)	05D	LMC	\$36,187.02
2014	101	7993	5978124	East Michigan Christian	05D	LMC	\$20,796.20
2014	101	7993	5990496	East Michigan Christian	05D	LMC	\$3,512.21
2014	101	7993	6000631	East Michigan Christian	05D	LMC	\$3,100.23
2014	101	7993	6017829	East Michigan Christian	05D	LMC	\$8,738.72
2014	101	8003	5961386	Mosaic Youth Theater of Detroit	05D	LMC	\$5,947.67
2014	101	8003	5961388	Mosaic Youth Theater of Detroit	05D	LMC	\$5,947.67
2014	101	8003	5961389	Mosaic Youth Theater of Detroit	05D	LMC	\$5,947.67
2014	101	8003	5969787	Mosaic Youth Theater of Detroit	05D	LMC	\$3,954.70
2014	101	8003	5969826	Mosaic Youth Theater of Detroit	05D	LMC	\$5,649.42
2014	101	8003	5969840	Mosaic Youth Theater of Detroit	05D	LMC	\$5,909.42
2014	101	8003	5969851	Mosaic Youth Theater of Detroit	05D	LMC	\$5,909.42
2014	101	8003	5969856	Mosaic Youth Theater of Detroit	05D	LMC	\$4,563.79
2014	101	8003	5970050	Mosaic Youth Theater of Detroit	05D	LMC	\$5,659.42
2014	101	8003	5971557	Mosaic Youth Theater of Detroit	05D	LMC	\$10.00
2014	102	8012	5977997	Alternatives for Girls	05D	LMC	\$5,222.25
2014	102	8012	5981265	Alternatives for Girls	05D	LMC	\$9,773.50
2014	102	8012	5981266	Alternatives for Girls	05D	LMC	\$28,009.22
2014	102	8012	5981267	Alternatives for Girls	05D	LMC	\$29,134.56
2014	102	8012	6018190	Alternatives for Girls	05D	LMC	\$10,246.41
2014	102	8012	6052254	Alternatives for Girls	05D	LMC	\$17,093.18
2015	8	8116	5947350	Alkebu-lan Village	05D	LMC	\$7,148.94
2015	8	8116	5947352	Alkebu-lan Village	05D	LMC	\$7,900.12
2015	8	8116	5952772	Alkebu-lan Village	05D	LMC	\$7,233.44
2015	8	8116	5960116	Alkebu-lan Village	05D	LMC	\$7,144.22
2015	8	8116	5960120	Alkebu-lan Village	05D	LMC	\$7,230.29
2015	8	8116	5960124	Alkebu-lan Village	05D	LMC	\$7,211.63
2015	8	8116	5971554	Alkebu-lan Village	05D	LMC	\$30.00
2015	8	8116	5971660	Alkebu-lan Village	05D	LMC	\$8,678.57
2015	8	8116	5979505	Alkebu-lan Village	05D	LMC	\$7,147.41
2015	8	8116	6010544	Alkebu-lan Village	05D	LMC	\$9,938.60
2015	8	8116	6010545	Alkebu-lan Village	05D	LMC	\$10,516.38
2015	8	8116	6021926	Alkebu-lan Village	05D	LMC	\$5,824.73
2015	8	8116	6025808	Alkebu-lan Village	05D	LMC	\$5,496.92
2015	8	8117	5971661	Clark Park Coalition	05D	LMC	\$5,627.85
2015	8	8117	5988887	Clark Park Coalition	05D	LMC	\$4,016.20
2015	8	8117	5992839	Clark Park Coalition	05D	LMC	\$7,765.34
2015	8	8117	5992842	Clark Park Coalition	05D	LMC	\$3,691.23
2015	8	8117	6001554	Clark Park Coalition	05D	LMC	\$4,007.15
2015	8	8117	6010539	Clark Park Coalition	05D	LMC	\$7,324.04
2015	8	8117	6010540	Clark Park Coalition	05D	LMC	\$17,500.89
2015	8	8119	6028305	Detroit Area Pre-College Engineering Program (DAPCEP)	05D	LMC	\$823.25
2015	8	8119	6041627	Detroit Area Pre-College Engineering Program (DAPCEP)	05D	LMC	\$2,253.11
2015	8	8129	5940831	Mack Alive	05D	LMC	\$3,970.21
2015	8	8129	5955909	Mack Alive	05D	LMC	\$2,612.00
2015	8	8129	5958823	Mack Alive	05D	LMC	\$3,092.00
2015	8	8129	5978721	Mack Alive	05D	LMC	\$4,392.60
2015	8	8129	5988889	Mack Alive	05D	LMC	\$4,015.00
2015	8	8129	6006096	Mack Alive	05D	LMC	\$5,544.95
2015	8	8129	6020957	Mack Alive	05D	LMC	\$3,318.14
2015	8	8129	6041586	Mack Alive	05D	LMC	\$2,118.37
2015	8	8129	6045302	Mack Alive	05D	LMC	\$3,034.35
2015	8	8129	6065175	Mack Alive	05D	LMC	\$4,823.78
2015	8	8131	6068585	Mercy Education Project	05D	LMC	\$28,776.72
2015	8	8131	6068586	Mercy Education Project	05D	LMC	\$6,196.12
2015	8	8131	6068589	Mercy Education Project	05D	LMC	\$3,796.12
2015	8	8131	6068591	Mercy Education Project	05D	LMC	\$7,242.18





Office of Community Planning and Development  
 U.S. Department of Housing and Urban Development  
 Integrated Disbursement and Information System  
 PR26 - CDBG Financial Summary Report  
 Program Year 2016  
 DETROIT, MI

DATE: 09-28-17  
 TIME: 19:52  
 PAGE: 9

Plan Year	IDIS Project	IDIS Activity	Voucher Number	Activity Name	Matrix Code	National Objective	Drawn Amount
2015	8	8131	6068592	Mercy Education Project	05D	LMC	\$4,996.12
2015	8	8131	6068593	Mercy Education Project	05D	LMC	\$4,926.27
2015	8	8133	5993334	People's Community Service	05D	LMC	\$3,068.30
2015	8	8133	5993335	People's Community Service	05D	LMC	\$4,150.34
2015	8	8133	5993336	People's Community Service	05D	LMC	\$5,731.81
2015	8	8133	5993337	People's Community Service	05D	LMC	\$3,917.49
2015	8	8133	5993338	People's Community Service	05D	LMC	\$4,632.66
2015	8	8133	5993339	People's Community Service	05D	LMC	\$7,023.57
2015	8	8133	5993365	People's Community Service	05D	LMC	\$7,175.90
2015	8	8133	5993366	People's Community Service	05D	LMC	\$12,119.58
2015	8	8133	5993368	People's Community Service	05D	LMC	\$10,212.80
2015	8	8133	5995032	People's Community Service	05D	LMC	\$9,011.90
2015	8	8133	6000629	People's Community Service	05D	LMC	\$8,932.41
2015	8	8133	6020264	People's Community Service	05D	LMC	\$7,671.82
2015	8	8133	6022070	People's Community Service	05D	LMC	\$6,857.73
2015	8	8133	6024992	People's Community Service	05D	LMC	\$4,214.78
2015	8	8133	6034494	People's Community Service	05D	LMC	\$3,999.41
2015	8	8133	6046290	People's Community Service	05D	LMC	\$796.37
2015	8	8133	6053056	People's Community Service	05D	LMC	\$65.98
2015	8	8133	6065430	People's Community Service	05D	LMC	\$417.15
2015	8	8134	5981246	Police Athletic League	05D	LMC	\$2,020.39
2015	8	8134	5981248	Police Athletic League	05D	LMC	\$4,538.20
2015	8	8134	5981252	Police Athletic League	05D	LMC	\$7,400.55
2015	8	8134	5981253	Police Athletic League	05D	LMC	\$9,798.02
2015	8	8134	5981262	Police Athletic League	05D	LMC	\$8,922.74
2015	8	8134	5985241	Police Athletic League	05D	LMC	\$32,623.91
2015	8	8134	5987911	Police Athletic League	05D	LMC	\$12,744.75
2015	8	8134	6009090	Police Athletic League	05D	LMC	\$2,480.83
2015	8	8134	6009115	Police Athletic League	05D	LMC	\$3,467.18
2015	8	8134	6009117	Police Athletic League	05D	LMC	\$5,482.25
2015	8	8134	6009123	Police Athletic League	05D	LMC	\$3,387.79
2015	8	8134	6009124	Police Athletic League	05D	LMC	\$7,556.73
2015	8	8134	6020699	Police Athletic League	05D	LMC	\$282.26
2015	8	8135	5981889	Project Seed	05D	LMC	\$9,863.95
2015	8	8135	5981892	Project Seed	05D	LMC	\$10,103.95
2015	8	8135	5981893	Project Seed	05D	LMC	\$9,863.95
2015	8	8136	5990662	Siena Literacy Center	05D	LMC	\$4,940.80
2015	8	8136	6001548	Siena Literacy Center	05D	LMC	\$6,075.40
2015	8	8136	6001549	Siena Literacy Center	05D	LMC	\$5,980.38
2015	8	8136	6001550	Siena Literacy Center	05D	LMC	\$5,356.36
2015	8	8136	6001552	Siena Literacy Center	05D	LMC	\$4,531.34
2015	8	8136	6008905	Siena Literacy Center	05D	LMC	\$6,362.29
2015	8	8136	6019903	Siena Literacy Center	05D	LMC	\$4,585.70
2015	8	8136	6028299	Siena Literacy Center	05D	LMC	\$4,003.20
2015	8	8136	6037349	Siena Literacy Center	05D	LMC	\$4,250.70
2015	8	8136	6059001	Siena Literacy Center	05D	LMC	\$3,403.20
2015	8	8136	6061286	Siena Literacy Center	05D	LMC	\$5,376.36
2015	8	8140	5974125	Teen Hype	05D	LMC	\$3,577.32
2015	8	8140	5974126	Teen Hype	05D	LMC	\$3,102.65
2015	8	8140	5974127	Teen Hype	05D	LMC	\$2,316.64
2015	8	8140	6009135	Teen Hype	05D	LMC	\$3,772.82
2015	8	8140	6009136	Teen Hype	05D	LMC	\$2,089.32
2015	8	8140	6020951	Teen Hype	05D	LMC	\$2,287.75
2015	8	8140	6040473	Teen Hype	05D	LMC	\$4,815.50
2015	8	8140	6042042	Teen Hype	05D	LMC	\$2,910.06
2015	8	8140	6045296	Teen Hype	05D	LMC	\$3,553.48
2015	8	8140	6061167	Teen Hype	05D	LMC	\$5,034.51



Office of Community Planning and Development  
 U.S. Department of Housing and Urban Development  
 Integrated Disbursement and Information System  
 PR26 - CDBG Financial Summary Report  
 Program Year 2016  
 DETROIT, MI

DATE: 09-28-17  
 TIME: 19:52  
 PAGE: 10

Plan Year	IDIS Project	IDIS Activity	Voucher Number	Activity Name	Matrix Code	National Objective	Drawn Amount
2015	8	8140	6061170	Teen Hype	05D	LMC	\$2,824.62
2015	8	8142	6010549	YMCA	05D	LMC	\$1,904.00
2015	8	8142	6010551	YMCA	05D	LMC	\$3,125.84
2015	8	8142	6010552	YMCA	05D	LMC	\$6,347.15
2015	8	8142	6010554	YMCA	05D	LMC	\$12,923.74
2015	8	8142	6010566	YMCA	05D	LMC	\$8,415.09
2015	8	8142	6010568	YMCA	05D	LMC	\$5,171.41
2015	8	8142	6010570	YMCA	05D	LMC	\$5,227.92
2015	8	8142	6010573	YMCA	05D	LMC	\$7,848.62
2015	8	8142	6017757	YMCA	05D	LMC	\$1,430.80
2015	8	8142	6024986	YMCA	05D	LMC	\$462.00
2015	8	8142	6033963	YMCA	05D	LMC	\$1,120.50
2015	8	8142	6045303	YMCA	05D	LMC	\$1,110.20
2015	8	8321	6020308	Wellspring	05D	LMC	\$21,406.07
2015	8	8321	6020309	Wellspring	05D	LMC	\$28,080.45
2015	8	8321	6045506	Wellspring	05D	LMC	\$31,883.11
2015	8	8325	5987707	Summer Jobs Program (NRSA 5)	05D	LMC	\$157,047.02
2015	9	8143	6018192	Alternatives for Girls	05D	LMC	\$2,967.13
2015	9	8143	6018193	Alternatives for Girls	05D	LMC	\$1,694.37
2015	9	8143	6018194	Alternatives for Girls	05D	LMC	\$3,281.41
2015	9	8143	6018197	Alternatives for Girls	05D	LMC	\$8,657.65
2015	9	8143	6018198	Alternatives for Girls	05D	LMC	\$11,656.24
2015	9	8143	6021673	Alternatives for Girls	05D	LMC	\$4,478.17
2015	9	8143	6021675	Alternatives for Girls	05D	LMC	\$7,866.45
2015	9	8143	6021677	Alternatives for Girls	05D	LMC	\$7,011.29
2015	9	8143	6025887	Alternatives for Girls	05D	LMC	\$4,114.14
2015	9	8143	6028295	Alternatives for Girls	05D	LMC	\$11,923.43
2015	9	8143	6028297	Alternatives for Girls	05D	LMC	\$11,396.96
2015	9	8143	6040405	Alternatives for Girls	05D	LMC	\$9,533.25
2015	9	8147	5962449	Community Social Service of Wayne County	05D	LMC	\$4,214.48
2015	9	8147	5962459	Community Social Service of Wayne County	05D	LMC	\$5,519.76
2015	9	8147	5962468	Community Social Service of Wayne County	05D	LMC	\$5,196.73
2015	9	8147	5962483	Community Social Service of Wayne County	05D	LMC	\$7,384.84
2015	9	8147	5962502	Community Social Service of Wayne County	05D	LMC	\$2,127.27
2015	9	8147	5981039	Community Social Service of Wayne County	05D	LMC	\$8,098.52
2015	9	8147	5990661	Community Social Service of Wayne County	05D	LMC	\$24,016.79
2015	9	8147	6020250	Community Social Service of Wayne County	05D	LMC	\$22,488.05
2015	9	8147	6034499	Community Social Service of Wayne County	05D	LMC	\$5,322.70
2015	9	8149	6015159	Covenant House of Michigan	05D	LMC	\$7,218.42
2015	9	8149	6015166	Covenant House of Michigan	05D	LMC	\$7,044.34
2015	9	8149	6015167	Covenant House of Michigan	05D	LMC	\$6,880.45
2015	9	8149	6015169	Covenant House of Michigan	05D	LMC	\$7,266.37
2015	9	8149	6015172	Covenant House of Michigan	05D	LMC	\$7,184.82
2015	9	8149	6015174	Covenant House of Michigan	05D	LMC	\$7,062.21
2015	9	8149	6015175	Covenant House of Michigan	05D	LMC	\$11,336.73
2015	9	8149	6015176	Covenant House of Michigan	05D	LMC	\$3,835.99
2015	9	8149	6015177	Covenant House of Michigan	05D	LMC	\$577.27
2015	9	8149	6058276	Covenant House of Michigan	05D	LMC	\$8,223.42
2015	9	8149	6058278	Covenant House of Michigan	05D	LMC	\$9,243.55
2015	9	8149	6059450	Covenant House of Michigan	05D	LMC	\$8,726.43
2015	9	8156	5979511	Matrix Human Services	05D	LMC	\$10,816.13
2015	9	8156	5981043	Matrix Human Services	05D	LMC	\$10,480.43
2015	9	8156	6013981	Matrix Human Services	05D	LMC	\$3,917.58
2015	9	8156	6013982	Matrix Human Services	05D	LMC	\$2,304.86
2015	9	8156	6013983	Matrix Human Services	05D	LMC	\$3,919.09
2015	9	8156	6013984	Matrix Human Services	05D	LMC	\$29,185.80
2015	9	8156	6034489	Matrix Human Services	05D	LMC	\$23,562.11



Office of Community Planning and Development  
 U.S. Department of Housing and Urban Development  
 Integrated Disbursement and Information System  
 PR26 - CDBG Financial Summary Report  
 Program Year 2016  
 DETROIT, MI

DATE: 09-28-17  
 TIME: 19:52  
 PAGE: 11

Plan Year	IDIS Project	IDIS Activity	Voucher Number	Activity Name	Matrix Code	National Objective	Drawn Amount
2016	9	8251	6078121	Akebu-Ian Village	05D	LMC	\$3,864.84
					05D	Matrix Code	\$1,501,537.86
2015	8	8120	5983874	Dominican Literacy Center	05E	LMC	\$9,911.89
2015	8	8120	5983886	Dominican Literacy Center	05E	LMC	\$7,962.82
2015	8	8120	5983895	Dominican Literacy Center	05E	LMC	\$11,537.56
2015	8	8120	5983896	Dominican Literacy Center	05E	LMC	\$15,072.38
2015	8	8120	5986256	Dominican Literacy Center	05E	LMC	\$4,381.79
2015	8	8120	5995031	Dominican Literacy Center	05E	LMC	\$6,994.07
2015	8	8120	6004639	Dominican Literacy Center	05E	LMC	\$5,124.87
2015	8	8120	6012210	Dominican Literacy Center	05E	LMC	\$7.76
					05E	Matrix Code	\$60,993.14
2014	102	8017	6037295	Detroit Rescue Mission Ministries (Gen. III)	05F	LMC	\$28,134.78
2014	102	8017	6037334	Detroit Rescue Mission Ministries (Gen. III)	05F	LMC	\$38,431.16
2014	102	8017	6037336	Detroit Rescue Mission Ministries (Gen. III)	05F	LMC	\$33,434.06
2014	102	8019	5967131	Forgotten Harvest	05F	LMC	\$43,000.13
2014	102	8019	6060056	Forgotten Harvest	05F	LMC	\$10,808.75
2014	102	8019	6064697	Forgotten Harvest	05F	LMC	\$6,587.33
2014	102	8026	5987456	Neighborhood Service Organization (NSO)	05F	LMC	\$10,311.11
2014	102	8028	5951270	Southwest Counseling Solutions	05F	LMC	\$11,856.03
2014	102	8028	5951281	Southwest Counseling Solutions	05F	LMC	\$7,224.03
2014	102	8028	6002398	Southwest Counseling Solutions	05F	LMC	\$5,368.94
2014	102	8028	6002405	Southwest Counseling Solutions	05F	LMC	\$6,724.65
2014	102	8028	6002421	Southwest Counseling Solutions	05F	LMC	\$3,592.20
2014	102	8030	5956904	THAW	05F	LMC	\$8,886.29
2014	102	8030	5963310	THAW	05F	LMC	\$18,901.21
2014	102	8030	5974356	THAW	05F	LMC	\$51,667.81
2014	102	8030	5974357	THAW	05F	LMC	\$16,521.49
2014	102	8030	5978722	THAW	05F	LMC	\$3,474.37
2014	102	8030	5986258	THAW	05F	LMC	\$548.73
2014	102	8031	5965572	Travelers Aid	05F	LMC	\$5,821.15
2014	102	8031	5965579	Travelers Aid	05F	LMC	\$3,835.00
2014	102	8031	6015938	Travelers Aid	05F	LMC	\$1,910.97
2014	102	8031	6015939	Travelers Aid	05F	LMC	\$4,147.68
2014	102	8031	6015940	Travelers Aid	05F	LMC	\$67.75
2014	102	8031	6015941	Travelers Aid	05F	LMC	\$2,351.41
2014	102	8031	6028311	Travelers Aid	05F	LMC	\$2,153.90
2014	102	8031	6028315	Travelers Aid	05F	LMC	\$8,919.16
2014	102	8031	6048679	Travelers Aid	05F	LMC	\$9,498.27
2014	102	8031	6048681	Travelers Aid	05F	LMC	\$16,093.06
2014	102	8031	6068326	Travelers Aid	05F	LMC	\$22,901.53
2015	9	8151	6036185	Detroit Rescue Mission Ministries	05F	LMC	\$39,409.65
2015	9	8151	6036233	Detroit Rescue Mission Ministries	05F	LMC	\$7,514.23
2015	9	8151	6036235	Detroit Rescue Mission Ministries	05F	LMC	\$15,138.47
2015	9	8151	6036237	Detroit Rescue Mission Ministries	05F	LMC	\$14,916.61
2015	9	8151	6036240	Detroit Rescue Mission Ministries	05F	LMC	\$23,002.30
2015	9	8151	6037338	Detroit Rescue Mission Ministries	05F	LMC	\$42,929.09
2015	9	8151	6037340	Detroit Rescue Mission Ministries	05F	LMC	\$38,715.59
2015	9	8151	6037509	Detroit Rescue Mission Ministries	05F	LMC	\$12,497.16
2015	9	8155	6016549	Mariners Inn	05F	LMC	\$6,777.60
2015	9	8155	6016555	Mariners Inn	05F	LMC	\$13,287.25
2015	9	8155	6016556	Mariners Inn	05F	LMC	\$7,499.48
2015	9	8155	6016558	Mariners Inn	05F	LMC	\$9,836.79
2015	9	8155	6016560	Mariners Inn	05F	LMC	\$5,779.03
2015	9	8155	6016561	Mariners Inn	05F	LMC	\$7,009.26
2015	9	8155	6016562	Mariners Inn	05F	LMC	\$5,477.61
2015	9	8155	6016563	Mariners Inn	05F	LMC	\$3,012.37





Office of Community Planning and Development  
U.S. Department of Housing and Urban Development  
Integrated Disbursement and Information System  
PR26 - CDBG Financial Summary Report  
Program Year 2016  
DETROIT, MI

DATE: 09-28-17  
TIME: 19:52  
PAGE: 12

Plan Year	IDIS Project	IDIS Activity	Voucher Number	Activity Name	Matrix Code	National Objective	Drawn Amount
2015	9	8155	6023302	Mariners Inn	05F	LMC	\$6,050.84
2015	9	8155	6023303	Mariners Inn	05F	LMC	\$4,363.35
2015	9	8155	6023304	Mariners Inn	05F	LMC	\$9,649.96
2015	9	8155	6024993	Mariners Inn	05F	LMC	\$5,854.78
					05F	Matrix Code	\$661,894.37
2014	102	8034	5937045	YWCA of Metropolitan Detroit (Interim House)	05G	LMC	\$3,811.37
2014	102	8034	5937054	YWCA of Metropolitan Detroit (Interim House)	05G	LMC	\$10,505.32
2014	102	8034	5954303	YWCA of Metropolitan Detroit (Interim House)	05G	LMC	\$2,099.89
2014	102	8034	5964715	YWCA of Metropolitan Detroit (Interim House)	05G	LMC	\$11,543.23
2014	102	8034	6017917	YWCA of Metropolitan Detroit (Interim House)	05G	LMC	\$3,935.70
2014	102	8034	6017918	YWCA of Metropolitan Detroit (Interim House)	05G	LMC	\$2,203.51
2014	102	8034	6017919	YWCA of Metropolitan Detroit (Interim House)	05G	LMC	\$5,293.26
2014	102	8034	6017922	YWCA of Metropolitan Detroit (Interim House)	05G	LMC	\$4,376.08
2014	102	8034	6018382	YWCA of Metropolitan Detroit (Interim House)	05G	LMC	\$6,079.64
2014	102	8034	6033961	YWCA of Metropolitan Detroit (Interim House)	05G	LMC	\$1,104.77
2015	9	8166	6005250	YWCA of Metropolitan Detroit (Interim House)	05G	LMC	\$3,559.57
2015	9	8166	6008832	YWCA of Metropolitan Detroit (Interim House)	05G	LMC	\$4,258.69
2015	9	8166	6008837	YWCA of Metropolitan Detroit (Interim House)	05G	LMC	\$4,259.59
2015	9	8166	6008838	YWCA of Metropolitan Detroit (Interim House)	05G	LMC	\$5,304.56
2015	9	8166	6008843	YWCA of Metropolitan Detroit (Interim House)	05G	LMC	\$4,061.12
2015	9	8166	6008846	YWCA of Metropolitan Detroit (Interim House)	05G	LMC	\$4,495.76
2015	9	8166	6008850	YWCA of Metropolitan Detroit (Interim House)	05G	LMC	\$18,163.94
2015	9	8166	6019902	YWCA of Metropolitan Detroit (Interim House)	05G	LMC	\$8,311.86
2015	9	8166	6027589	YWCA of Metropolitan Detroit (Interim House)	05G	LMC	\$2,887.47
2015	9	8166	6036771	YWCA of Metropolitan Detroit (Interim House)	05G	LMC	\$10,400.38
					05G	Matrix Code	\$116,655.71
2014	101	8001	6008910	Mercy Education Project	05H	LMC	\$9,001.44
2014	101	8001	6008912	Mercy Education Project	05H	LMC	\$7,030.45
2014	101	8001	6008914	Mercy Education Project	05H	LMC	\$4,756.80
2014	101	8001	6008916	Mercy Education Project	05H	LMC	\$5,391.27
2014	101	8001	6008924	Mercy Education Project	05H	LMC	\$8,343.33
2014	101	8001	6023323	Mercy Education Project	05H	LMC	\$2,141.53
2014	101	8001	6023366	Mercy Education Project	05H	LMC	\$7,146.17
2014	101	8001	6023367	Mercy Education Project	05H	LMC	\$3,353.67
2014	101	8007	5936913	St. Vincent and Sarah Fisher Ctr.	05H	LMC	\$7,819.47
2014	101	8007	5936915	St. Vincent and Sarah Fisher Ctr.	05H	LMC	\$11,766.58
2014	101	8007	5936923	St. Vincent and Sarah Fisher Ctr.	05H	LMC	\$7,819.47
2014	101	8007	5939620	St. Vincent and Sarah Fisher Ctr.	05H	LMC	\$7,819.47
2014	101	8007	5954318	St. Vincent and Sarah Fisher Ctr.	05H	LMC	\$7,819.47
2014	101	8007	5954319	St. Vincent and Sarah Fisher Ctr.	05H	LMC	\$9,053.67
2015	8	8123	5999587	Green Door Initiative	05H	LMC	\$15,048.72
2015	8	8123	6019905	Green Door Initiative	05H	LMC	\$1,345.00
2015	8	8123	6019906	Green Door Initiative	05H	LMC	\$5,325.00
2015	8	8123	6019907	Green Door Initiative	05H	LMC	\$10,155.00
2015	8	8123	6019908	Green Door Initiative	05H	LMC	\$7,625.00
2015	8	8123	6019909	Green Door Initiative	05H	LMC	\$2,220.00
2015	8	8123	6019911	Green Door Initiative	05H	LMC	\$1,515.00
2015	8	8123	6036791	Green Door Initiative	05H	LMC	\$3,525.00
2015	8	8123	6049026	Green Door Initiative	05H	LMC	\$1,500.00
2015	8	8123	6050866	Green Door Initiative	05H	LMC	\$1,200.00
2015	8	8123	6071499	Green Door Initiative	05H	LMC	\$1,770.00
2015	8	8123	6071507	Green Door Initiative	05H	LMC	\$2,791.18
2015	8	8123	6071540	Green Door Initiative	05H	LMC	\$3,992.00
2015	8	8123	6071541	Green Door Initiative	05H	LMC	\$1,469.00
2015	8	8123	6080970	Green Door Initiative	05H	LMC	\$1,300.00
2015	8	8124	6016842	Greening of Detroit (The)	05H	LMC	\$57,945.50



Office of Community Planning and Development  
 U.S. Department of Housing and Urban Development  
 Integrated Disbursement and Information System  
 PR26 - CDBG Financial Summary Report  
 Program Year 2016  
 DETROIT , MI

DATE: 09-28-17  
 TIME: 19:52  
 PAGE: 13

Plan Year	IDIS Project	IDIS Activity	Voucher Number	Activity Name	Matrix Code	National Objective	Drawn Amount
					05H	Matrix Code	\$217,989.19
2014	101	7996	5954311	Jefferson East Business Assoc	05I	LMA	\$5,493.83
2015	8	8125	6017193	Jefferson East Business Assoc	05I	LMC	\$255.90
2015	8	8125	6017196	Jefferson East Business Assoc	05I	LMC	\$1,211.80
2015	8	8125	6017200	Jefferson East Business Assoc	05I	LMC	\$8,281.47
2015	8	8125	6017208	Jefferson East Business Assoc	05I	LMC	\$9,775.61
2015	8	8125	6017211	Jefferson East Business Assoc	05I	LMC	\$7,038.15
2015	8	8125	6026877	Jefferson East Business Assoc	05I	LMC	\$11,453.17
2015	8	8125	6026878	Jefferson East Business Assoc	05I	LMC	\$9,864.35
2015	8	8125	6026880	Jefferson East Business Assoc	05I	LMC	\$6,028.60
2015	8	8125	6026883	Jefferson East Business Assoc	05I	LMC	\$7,983.39
2015	8	8125	6026885	Jefferson East Business Assoc	05I	LMC	\$7,999.77
2015	8	8125	6036773	Jefferson East Business Assoc	05I	LMC	\$9,310.60
2015	8	8125	6040404	Jefferson East Business Assoc	05I	LMC	\$20,796.19
					05I	Matrix Code	\$105,492.83
2014	101	7994	6014126	Greater Detroit Agency for Blind	05M	LMC	\$2,544.70
2014	101	7994	6014127	Greater Detroit Agency for Blind	05M	LMC	\$4,699.84
2014	101	7994	6014131	Greater Detroit Agency for Blind	05M	LMC	\$5,405.24
2014	101	7994	6014134	Greater Detroit Agency for Blind	05M	LMC	\$4,165.00
2014	101	7994	6014136	Greater Detroit Agency for Blind	05M	LMC	\$4,448.25
2014	101	7994	6020055	Greater Detroit Agency for Blind	05M	LMC	\$5,628.41
2014	101	7994	6020056	Greater Detroit Agency for Blind	05M	LMC	\$7,155.09
2014	101	7994	6020059	Greater Detroit Agency for Blind	05M	LMC	\$5,263.66
2014	101	7994	6020070	Greater Detroit Agency for Blind	05M	LMC	\$6,560.88
2014	101	7994	6020071	Greater Detroit Agency for Blind	05M	LMC	\$2,545.28
2014	101	7997	5939220	Joy-Southfield Development Corporation	05M	LMA	\$6,549.94
2014	101	7997	5939225	Joy-Southfield Development Corporation	05M	LMA	\$7,496.21
2014	101	7997	5939228	Joy-Southfield Development Corporation	05M	LMA	\$7,001.95
2014	101	8011	5973465	World Medical Relief	05M	LMC	\$6,836.41
2014	101	8011	5973467	World Medical Relief	05M	LMC	\$7,274.07
2014	101	8011	5973468	World Medical Relief	05M	LMC	\$8,265.40
2014	101	8011	5973469	World Medical Relief	05M	LMC	\$9,384.04
2014	101	8011	6020698	World Medical Relief	05M	LMC	\$4,776.53
2014	101	8011	6020959	World Medical Relief	05M	LMC	\$4,352.37
2014	101	8011	6020961	World Medical Relief	05M	LMC	\$5,612.68
2014	101	8011	6020962	World Medical Relief	05M	LMC	\$4,790.35
2014	101	8011	6042383	World Medical Relief	05M	LMC	\$19,580.29
2015	8	8126	5962502	Joy-Southfield Development Corporation	05M	LMC	\$2,360.41
2015	8	8126	5962612	Joy-Southfield Development Corporation	05M	LMC	\$4,914.41
2015	8	8126	5990278	Joy-Southfield Development Corporation	05M	LMC	\$7,439.84
2015	8	8126	5990279	Joy-Southfield Development Corporation	05M	LMC	\$9,620.63
2015	8	8126	5990707	Joy-Southfield Development Corporation	05M	LMC	\$2,893.44
2015	8	8126	6016565	Joy-Southfield Development Corporation	05M	LMC	\$13,588.44
2015	8	8126	6016567	Joy-Southfield Development Corporation	05M	LMC	\$8,795.63
2015	8	8126	6020693	Joy-Southfield Development Corporation	05M	LMC	\$9,778.71
2015	8	8126	6020695	Joy-Southfield Development Corporation	05M	LMC	\$5,650.28
2015	8	8126	6020772	Joy-Southfield Development Corporation	05M	LMC	\$1,706.21
2015	8	8126	6023372	Joy-Southfield Development Corporation	05M	LMC	\$852.00
2015	8	8137	6006261	Society of St. Vincent DePaul	05M	LMC	\$6,571.00
2015	8	8137	6006263	Society of St. Vincent DePaul	05M	LMC	\$6,755.97
2015	8	8137	6012533	Society of St. Vincent DePaul	05M	LMC	\$12,581.25
2015	8	8137	6013993	Society of St. Vincent DePaul	05M	LMC	\$7,547.10
2015	8	8137	6013994	Society of St. Vincent DePaul	05M	LMC	\$9,403.73
2015	8	8137	6013997	Society of St. Vincent DePaul	05M	LMC	\$14,860.97
2015	8	8137	6034496	Society of St. Vincent DePaul	05M	LMC	\$3,628.47
2015	8	8137	6034498	Society of St. Vincent DePaul	05M	LMC	\$2,273.51





Office of Community Planning and Development  
U.S. Department of Housing and Urban Development  
Integrated Disbursement and Information System  
PR26 - CDBG Financial Summary Report  
Program Year 2016  
DETROIT, MI

DATE: 09-28-17  
TIME: 19:52  
PAGE: 14

Plan Year	IDIS Project	IDIS Activity	Voucher Number	Activity Name	Matrix Code	National Objective	Drawn Amount
2015	8	8137	6076059	Society of St. Vincent DePaul	05M	LMC	\$3,931.77
2015	8	8141	6042029	World Medical Relief	05M	LMC	\$5,260.81
2015	8	8141	6042041	World Medical Relief	05M	LMC	\$6,416.24
2015	8	8141	6052255	World Medical Relief	05M	LMC	\$4,938.58
2015	8	8141	6052256	World Medical Relief	05M	LMC	\$4,242.38
2015	8	8141	6052257	World Medical Relief	05M	LMC	\$6,198.97
2015	8	8141	6052259	World Medical Relief	05M	LMC	\$3,595.81
2015	8	8141	6065446	World Medical Relief	05M	LMC	\$4,428.68
2015	8	8141	6065453	World Medical Relief	05M	LMC	\$3,990.52
2015	8	8141	6065458	World Medical Relief	05M	LMC	\$6,232.33
2015	8	8141	6071231	World Medical Relief	05M	LMC	\$3,101.11
2015	8	8141	6071232	World Medical Relief	05M	LMC	\$5,977.33
2015	8	8141	6071233	World Medical Relief	05M	LMC	\$6,234.89
2015	8	8141	6076036	World Medical Relief	05M	LMC	\$6,977.10
2015	9	8159	5961378	Neighborhood Legal Services	05M	LMC	\$39,288.03
2015	9	8159	5961380	Neighborhood Legal Services	05M	LMC	\$14,150.85
2015	9	8159	5961382	Neighborhood Legal Services	05M	LMC	\$19,712.78
2015	9	8159	5962410	Neighborhood Legal Services	05M	LMC	\$10,395.77
2015	9	8159	5962438	Neighborhood Legal Services	05M	LMC	\$21,333.81
2015	9	8159	5976424	Neighborhood Legal Services	05M	LMC	\$19,233.12
2015	9	8159	5981187	Neighborhood Legal Services	05M	LMC	\$20,082.59
2015	9	8159	5987218	Neighborhood Legal Services	05M	LMC	\$9,809.22
2015	9	8159	6005252	Neighborhood Legal Services	05M	LMC	\$10,921.15
2015	9	8159	6014001	Neighborhood Legal Services	05M	LMC	\$8,093.70
2015	9	8159	6020268	Neighborhood Legal Services	05M	LMC	\$8,767.91
2015	9	8159	6028310	Neighborhood Legal Services	05M	LMC	\$7,519.35
2015	9	8159	6037352	Neighborhood Legal Services	05M	LMC	\$6,747.64
					05M	Matrix Code	\$539,141.03
2015	9	8144	5981223	Cass Community Social Services (Oasis)	05O	LMC	\$7,183.06
2015	9	8144	5981226	Cass Community Social Services (Oasis)	05O	LMC	\$13,589.24
2015	9	8144	5981227	Cass Community Social Services (Oasis)	05O	LMC	\$10,166.46
2015	9	8144	5981229	Cass Community Social Services (Oasis)	05O	LMC	\$6,280.93
2015	9	8144	5981230	Cass Community Social Services (Oasis)	05O	LMC	\$5,494.17
2015	9	8144	5981233	Cass Community Social Services (Oasis)	05O	LMC	\$5,569.68
2015	9	8144	6005640	Cass Community Social Services (Oasis)	05O	LMC	\$6,955.06
2015	9	8145	6024987	Central United Methodist Church (The NOAH Project)	05O	LMC	\$7,041.82
2015	9	8145	6024988	Central United Methodist Church (The NOAH Project)	05O	LMC	\$9,521.67
2015	9	8145	6024991	Central United Methodist Church (The NOAH Project)	05O	LMC	\$13,132.60
2015	9	8145	6027476	Central United Methodist Church (The NOAH Project)	05O	LMC	\$13,317.66
2015	9	8145	6030405	Central United Methodist Church (The NOAH Project)	05O	LMC	\$13,759.03
2015	9	8145	6042031	Central United Methodist Church (The NOAH Project)	05O	LMC	\$14,653.43
2015	9	8145	6042032	Central United Methodist Church (The NOAH Project)	05O	LMC	\$14,253.35
2015	9	8145	6042033	Central United Methodist Church (The NOAH Project)	05O	LMC	\$12,701.00
2015	9	8145	6042379	Central United Methodist Church (The NOAH Project)	05O	LMC	\$16,021.21
2015	9	8145	6042381	Central United Methodist Church (The NOAH Project)	05O	LMC	\$11,046.90
2015	9	8145	6047400	Central United Methodist Church (The NOAH Project)	05O	LMC	\$270.00
2015	9	8145	6061288	Central United Methodist Church (The NOAH Project)	05O	LMC	\$7,670.84
2015	9	8145	6061290	Central United Methodist Church (The NOAH Project)	05O	LMC	\$4,260.38
2015	9	8152	5971556	Emmanuel House (Recovery)	05O	LMC	\$37,582.77
2015	9	8152	6033966	Emmanuel House (Recovery)	05O	LMC	\$5,019.45
2015	9	8152	6033968	Emmanuel House (Recovery)	05O	LMC	\$7,788.54
2015	9	8152	6053057	Emmanuel House (Recovery)	05O	LMC	\$3,228.87
2015	9	8152	6053058	Emmanuel House (Recovery)	05O	LMC	\$11,330.34
2015	9	8152	6053059	Emmanuel House (Recovery)	05O	LMC	\$8,064.84
2015	9	8152	6066247	Emmanuel House (Recovery)	05O	LMC	\$11,584.69
2015	9	8164	6005253	St. John Community Center	05O	LMC	\$4,500.00
2015	9	8164	6005255	St. John Community Center	05O	LMC	\$10,513.60



Office of Community Planning and Development  
U.S. Department of Housing and Urban Development  
Integrated Disbursement and Information System  
PR26 - CDBG Financial Summary Report  
Program Year 2016  
DETROIT, MI

DATE: 09-28-17  
TIME: 19:52  
PAGE: 15

Plan Year	IDIS Project	IDIS Activity	Voucher Number	Activity Name	Matrix Code	National Objective	Drawn Amount
2015	9	8164	6005261	St. John Community Center	05O	LMC	\$4,643.94
2015	9	8164	6005262	St. John Community Center	05O	LMC	\$4,500.00
2015	9	8164	6005264	St. John Community Center	05O	LMC	\$4,679.95
2015	9	8164	6005265	St. John Community Center	05O	LMC	\$4,500.00
2015	9	8164	6005266	St. John Community Center	05O	LMC	\$4,717.97
2015	9	8164	6006265	St. John Community Center	05O	LMC	\$6,293.30
2015	9	8164	6006266	St. John Community Center	05O	LMC	\$10,234.96
2015	9	8164	6007265	St. John Community Center	05O	LMC	\$1,692.00
2015	9	8164	6008870	St. John Community Center	05O	LMC	\$4,500.00
2015	9	8164	6008871	St. John Community Center	05O	LMC	\$4,500.00
2015	9	8164	6008872	St. John Community Center	05O	LMC	\$15,719.16
2015	9	8164	6008888	St. John Community Center	05O	LMC	\$50.00
					05O	Matrix Code	\$358,532.87
2014	101	7991	5940809	Detroit Non-Profit Housing Corp	05U	LMC	\$11,598.00
2014	101	7991	5962635	Detroit Non-Profit Housing Corp	05U	LMC	\$1,836.16
2014	101	8004	5990873	SEED	05U	LMC	\$4,335.33
2014	101	8004	5990875	SEED	05U	LMC	\$302.71
2014	101	8004	5990876	SEED	05U	LMC	\$39.54
2014	101	8004	5990878	SEED	05U	LMC	\$764.40
					05U	Matrix Code	\$18,876.14
2011	6	7602	5993331	Senior Citizen Low Income Home Repair	14A	LMH	\$34,505.00
2014	109	8067	6022392	CDBG Housing Rehab Loan Program (City-Wide)	14A	LMH	\$258,848.50
2014	109	8067	6030364	CDBG Housing Rehab Loan Program (City-Wide)	14A	LMH	\$22,462.50
2014	109	8067	6030410	CDBG Housing Rehab Loan Program (City-Wide)	14A	LMH	\$98,270.50
2014	117	8168	5944121	Lead Program (Lead Match)	14A	LMH	\$47,385.00
2014	117	8168	5950658	Lead Program (Lead Match)	14A	LMH	\$99,115.00
2014	117	8168	5958331	Lead Program (Lead Match)	14A	LMH	\$80,862.00
2014	117	8168	5975148	Lead Program (Lead Match)	14A	LMH	\$13,765.00
2014	117	8168	5975157	Lead Program (Lead Match)	14A	LMH	\$35,640.00
2014	117	8168	5975158	Lead Program (Lead Match)	14A	LMH	\$15,235.00
2014	117	8168	5978754	Lead Program (Lead Match)	14A	LMH	\$18,870.00
2014	117	8168	5978757	Lead Program (Lead Match)	14A	LMH	\$600.00
2014	117	8168	5978765	Lead Program (Lead Match)	14A	LMH	\$10,900.00
2014	117	8168	5978768	Lead Program (Lead Match)	14A	LMH	\$17,805.00
2014	117	8168	5978774	Lead Program (Lead Match)	14A	LMH	\$24,780.00
2014	117	8168	5978776	Lead Program (Lead Match)	14A	LMH	\$55,195.00
2014	117	8168	5984020	Lead Program (Lead Match)	14A	LMH	\$12,590.00
2014	117	8168	5987728	Lead Program (Lead Match)	14A	LMH	\$30,025.00
2014	117	8168	5987735	Lead Program (Lead Match)	14A	LMH	\$14,860.00
2014	117	8168	5992557	Lead Program (Lead Match)	14A	LMH	\$1,480.00
2014	117	8168	5992577	Lead Program (Lead Match)	14A	LMH	\$22,045.00
2014	117	8168	5992727	Lead Program (Lead Match)	14A	LMH	\$12,915.00
2014	117	8168	5992729	Lead Program (Lead Match)	14A	LMH	\$6,430.00
2014	117	8168	5992733	Lead Program (Lead Match)	14A	LMH	\$13,600.00
2014	117	8168	5992735	Lead Program (Lead Match)	14A	LMH	\$2,250.00
2014	117	8168	5992736	Lead Program (Lead Match)	14A	LMH	\$57,715.00
2014	117	8168	5992740	Lead Program (Lead Match)	14A	LMH	\$23,300.00
2014	117	8168	6006390	Lead Program (Lead Match)	14A	LMH	\$18,130.00
2014	117	8168	6006392	Lead Program (Lead Match)	14A	LMH	\$12,270.00
2014	117	8168	6006395	Lead Program (Lead Match)	14A	LMH	\$25,520.00
2014	117	8168	6006396	Lead Program (Lead Match)	14A	LMH	\$15,475.00
2015	6	8204	5933179	Emergency Home Repair	14A	LMH	\$15,963.00
2015	6	8204	5940292	Emergency Home Repair	14A	LMH	\$440.00
2015	6	8204	5944227	Emergency Home Repair	14A	LMH	\$7,816.00
2015	6	8204	5947459	Emergency Home Repair	14A	LMH	\$62,535.00
2015	6	8204	5950656	Emergency Home Repair	14A	LMH	\$91,915.00



Office of Community Planning and Development  
U.S. Department of Housing and Urban Development  
Integrated Disbursement and Information System  
PR26 - CDBG Financial Summary Report  
Program Year 2016  
DETROIT, MI

DATE: 09-28-17  
TIME: 19:52  
PAGE: 16

Plan Year	IDIS Project	IDIS Activity	Voucher Number	Activity Name	Matrix Code	National Objective	Drawn Amount
2015	6	8204	5958335	Emergency Home Repair	14A	LMH	\$28,600.00
2015	6	8204	5963625	Emergency Home Repair	14A	LMH	\$63,370.00
2015	6	8204	5972551	Emergency Home Repair	14A	LMH	\$24,868.00
2015	6	8204	5972553	Emergency Home Repair	14A	LMH	\$17,777.00
2015	6	8204	5972557	Emergency Home Repair	14A	LMH	\$21,500.00
2015	6	8204	5972560	Emergency Home Repair	14A	LMH	\$9,550.00
2015	6	8204	5972567	Emergency Home Repair	14A	LMH	\$18,000.00
2015	6	8204	5972569	Emergency Home Repair	14A	LMH	\$31,300.00
2015	6	8204	5978750	Emergency Home Repair	14A	LMH	\$2,635.00
2015	6	8204	5978756	Emergency Home Repair	14A	LMH	\$21,500.00
2015	6	8204	5978761	Emergency Home Repair	14A	LMH	\$900.00
2015	6	8204	5978762	Emergency Home Repair	14A	LMH	\$7,150.00
2015	6	8204	5978763	Emergency Home Repair	14A	LMH	\$1,925.00
2015	6	8204	5978769	Emergency Home Repair	14A	LMH	\$925.00
2015	6	8204	5978772	Emergency Home Repair	14A	LMH	\$15,725.00
2015	6	8204	5978773	Emergency Home Repair	14A	LMH	\$3,500.00
2015	6	8204	5987747	Emergency Home Repair	14A	LMH	\$23,180.00
2015	6	8204	5987749	Emergency Home Repair	14A	LMH	\$4,150.00
2015	6	8204	5987752	Emergency Home Repair	14A	LMH	\$2,000.00
2015	6	8204	5987753	Emergency Home Repair	14A	LMH	\$2,850.00
2015	6	8204	5987754	Emergency Home Repair	14A	LMH	\$6,000.00
2015	6	8204	5989515	Emergency Home Repair	14A	LMH	\$12,095.00
2015	6	8204	5989517	Emergency Home Repair	14A	LMH	\$2,000.00
2015	6	8204	5989520	Emergency Home Repair	14A	LMH	\$1,800.00
2015	6	8204	5989524	Emergency Home Repair	14A	LMH	\$5,000.00
2015	6	8204	5989525	Emergency Home Repair	14A	LMH	\$4,850.00
2015	6	8204	5989527	Emergency Home Repair	14A	LMH	\$8,960.00
2015	6	8204	5989528	Emergency Home Repair	14A	LMH	\$3,700.00
2015	6	8204	5989529	Emergency Home Repair	14A	LMH	\$5,000.00
2015	6	8204	5989532	Emergency Home Repair	14A	LMH	\$18,180.00
2015	6	8204	5989576	Emergency Home Repair	14A	LMH	\$18,700.00
2015	6	8204	5989579	Emergency Home Repair	14A	LMH	\$5,300.00
2015	6	8204	5989580	Emergency Home Repair	14A	LMH	\$1,000.00
2015	6	8205	5933187	Conventional Home Repair	14A	LMH	\$3,465.00
2015	6	8205	5944128	Conventional Home Repair	14A	LMH	\$4,850.00
2015	6	8205	5947460	Conventional Home Repair	14A	LMH	\$1,455.00
2015	6	8205	5972543	Conventional Home Repair	14A	LMH	\$56,745.00
2015	6	8205	5972544	Conventional Home Repair	14A	LMH	\$30,300.00
2015	6	8205	5978760	Conventional Home Repair	14A	LMH	\$265.00
2015	6	8205	5987745	Conventional Home Repair	14A	LMH	\$265.00
2015	6	8205	5992569	Conventional Home Repair	14A	LMH	\$3,895.00
2015	6	8205	5992595	Conventional Home Repair	14A	LMH	\$1,000.00
2015	6	8205	5992598	Conventional Home Repair	14A	LMH	\$2,000.00
2015	6	8205	5992601	Conventional Home Repair	14A	LMH	\$11,992.00
2015	6	8205	5992606	Conventional Home Repair	14A	LMH	\$21,130.00
2015	6	8205	5992609	Conventional Home Repair	14A	LMH	\$27,510.00
2015	6	8205	5992627	Conventional Home Repair	14A	LMH	\$3,842.00
2015	6	8205	5992629	Conventional Home Repair	14A	LMH	\$7,500.00
2015	6	8205	6021962	Conventional Home Repair	14A	LMH	\$23,156.00
2016	7	8225	6021966	CDBG Lead Remediation	14A	LMH	\$2,800.00
2016	7	8225	6021967	CDBG Lead Remediation	14A	LMH	\$20,100.00
2016	7	8225	6021975	CDBG Lead Remediation	14A	LMH	\$2,245.00
2016	7	8225	6021976	CDBG Lead Remediation	14A	LMH	\$14,435.00
2016	7	8225	6023538	CDBG Lead Remediation	14A	LMH	\$21,900.00
2016	7	8225	6023543	CDBG Lead Remediation	14A	LMH	\$14,700.00
2016	7	8225	6025842	CDBG Lead Remediation	14A	LMH	\$23,550.00
2016	7	8225	6030434	CDBG Lead Remediation	14A	LMH	\$19,716.00





Office of Community Planning and Development  
 U.S. Department of Housing and Urban Development  
 Integrated Disbursement and Information System  
 PR26 - CDBG Financial Summary Report  
 Program Year 2016  
 DETROIT, MI

DATE: 09-28-17  
 TIME: 19:52  
 PAGE: 17

Plan Year	IDIS Project	IDIS Activity	Voucher Number	Activity Name	Matrix Code	National Objective	Drawn Amount
2016	7	8225	6030438	CDBG Lead Remediation	14A	LMH	\$40,975.00
2016	7	8225	6030440	CDBG Lead Remediation	14A	LMH	\$24,730.00
2016	7	8225	6030444	CDBG Lead Remediation	14A	LMH	\$16,965.00
2016	7	8225	6030743	CDBG Lead Remediation	14A	LMH	\$40,780.00
2016	7	8225	6040484	CDBG Lead Remediation	14A	LMH	\$5,000.00
2016	7	8225	6042274	CDBG Lead Remediation	14A	LMH	\$1,150.00
2016	7	8225	6042276	CDBG Lead Remediation	14A	LMH	\$33,405.00
2016	7	8225	6042278	CDBG Lead Remediation	14A	LMH	\$20,220.00
2016	7	8225	6042279	CDBG Lead Remediation	14A	LMH	\$13,950.00
2016	7	8225	6042281	CDBG Lead Remediation	14A	LMH	\$15,800.00
2016	7	8225	6042282	CDBG Lead Remediation	14A	LMH	\$38,150.00
2016	7	8225	6045534	CDBG Lead Remediation	14A	LMH	\$39,215.00
2016	7	8225	6054539	CDBG Lead Remediation	14A	LMH	\$19,530.00
2016	7	8225	6054542	CDBG Lead Remediation	14A	LMH	\$15,890.00
2016	7	8225	6054545	CDBG Lead Remediation	14A	LMH	\$31,830.00
2016	7	8225	6057845	CDBG Lead Remediation	14A	LMH	\$29,705.00
2016	7	8225	6065463	CDBG Lead Remediation	14A	LMH	\$4,300.00
2016	7	8225	6065465	CDBG Lead Remediation	14A	LMH	\$28,460.00
2016	7	8226	6021932	Conventional Home Repair	14A	LMH	\$9,440.00
2016	7	8226	6021937	Conventional Home Repair	14A	LMH	\$21,550.00
2016	7	8226	6021940	Conventional Home Repair	14A	LMH	\$7,200.00
2016	7	8226	6021963	Conventional Home Repair	14A	LMH	\$22,774.00
2016	7	8226	6025832	Conventional Home Repair	14A	LMH	\$17,500.00
2016	7	8226	6025834	Conventional Home Repair	14A	LMH	\$27,500.00
2016	7	8226	6025837	Conventional Home Repair	14A	LMH	\$530.00
2016	7	8226	6025838	Conventional Home Repair	14A	LMH	\$265.00
2016	7	8226	6030443	Conventional Home Repair	14A	LMH	\$8,100.00
2016	7	8226	6033174	Conventional Home Repair	14A	LMH	\$265.00
2016	7	8226	6033175	Conventional Home Repair	14A	LMH	\$2,130.00
2016	7	8226	6045622	Conventional Home Repair	14A	LMH	\$24,250.00
2016	7	8226	6045623	Conventional Home Repair	14A	LMH	\$43,967.00
2016	7	8226	6065466	Conventional Home Repair	14A	LMH	\$14,800.00
2016	7	8226	6065469	Conventional Home Repair	14A	LMH	\$14,900.00
2016	7	8226	6065471	Conventional Home Repair	14A	LMH	\$9,100.00
2016	7	8226	6065475	Conventional Home Repair	14A	LMH	\$6,688.00
2016	7	8226	6065479	Conventional Home Repair	14A	LMH	\$16,600.00
2016	7	8226	6065480	Conventional Home Repair	14A	LMH	\$17,300.00
2016	7	8226	6070622	Conventional Home Repair	14A	LMH	\$39,440.00
2016	7	8226	6070624	Conventional Home Repair	14A	LMH	\$14,750.00
2016	7	8226	6070627	Conventional Home Repair	14A	LMH	\$20,200.00
					14A	Matrix Code	\$2,753,622.50
2011	5	7618	6046490	JOY SOUTHFIELD DEVELOPMENT CORPORATION	14E	LMA	\$8,112.51
2012	15	7695	5962153	Joy-Southfield Community Dev. Corp.	14E	LMA	\$2,000.00
2012	15	7695	5962155	Joy-Southfield Community Dev. Corp.	14E	LMA	\$21,555.03
2012	15	7695	5989742	Joy-Southfield Community Dev. Corp.	14E	LMA	\$11,807.83
2013	3	7956	5974349	Eight Mile Blvd (CREH)	14E	LMA	\$3,000.00
2013	3	7956	6043089	Eight Mile Blvd (CREH)	14E	LMA	\$53,566.87
					14E	Matrix Code	\$100,042.24
2013	13	7948	5924610	Housing Administration - Direct	14H	LMH	\$150.00
2013	13	7948	5937235	Housing Administration - Direct	14H	LMH	\$3,300.00
2013	13	7948	5937507	Housing Administration - Direct	14H	LMH	\$150.00
2013	13	7948	5969718	Housing Administration - Direct	14H	LMH	\$2,585.00
2013	13	7948	5969721	Housing Administration - Direct	14H	LMH	\$2,725.00
2013	13	7948	5974581	Housing Administration - Direct	14H	LMH	\$203.33
2013	13	7948	5978254	Housing Administration - Direct	14H	LMH	\$760.50
2013	13	7948	6001001	Housing Administration - Direct	14H	LMH	\$4,745.80



Office of Community Planning and Development  
 U.S. Department of Housing and Urban Development  
 Integrated Disbursement and Information System  
 PR26 - CDBG Financial Summary Report  
 Program Year 2016  
 DETROIT, MI

DATE: 09-28-17  
 TIME: 19:52  
 PAGE: 18

Plan Year	IDIS Project	IDIS Activity	Voucher Number	Activity Name	Matrix Code	National Objective	Drawn Amount
2013	13	7948	6001005	Housing Administration - Direct	14H	LMH	\$10,404.30
2013	13	7948	6001006	Housing Administration - Direct	14H	LMH	\$8,074.70
2013	13	7948	6001007	Housing Administration - Direct	14H	LMH	\$4,519.40
2013	13	7948	6034552	Housing Administration - Direct	14H	LMH	\$675.00
2014	81	8076	6027633	Housing Rehab Administration (Loan Program) City Wide	14H	LMH	\$228,252.00
2015	4	8206	5933193	CDBG Housing Rehab Loan Program City-Wide (2015)	14H	LMH	\$5,000.00
2015	4	8206	5940869	CDBG Housing Rehab Loan Program City-Wide (2015)	14H	LMH	\$51,460.00
2015	4	8206	5951883	CDBG Housing Rehab Loan Program City-Wide (2015)	14H	LMH	\$50,990.00
2015	4	8206	5962192	CDBG Housing Rehab Loan Program City-Wide (2015)	14H	LMH	\$4,931.56
2015	4	8206	5962195	CDBG Housing Rehab Loan Program City-Wide (2015)	14H	LMH	\$2,564.63
2015	4	8206	5962197	CDBG Housing Rehab Loan Program City-Wide (2015)	14H	LMH	\$4,929.71
2015	4	8206	5962201	CDBG Housing Rehab Loan Program City-Wide (2015)	14H	LMH	\$3,496.09
2015	4	8206	5962206	CDBG Housing Rehab Loan Program City-Wide (2015)	14H	LMH	\$3,132.15
2015	4	8206	5962210	CDBG Housing Rehab Loan Program City-Wide (2015)	14H	LMH	\$8,467.22
2015	4	8206	5962214	CDBG Housing Rehab Loan Program City-Wide (2015)	14H	LMH	\$2,851.15
2015	4	8206	5962442	CDBG Housing Rehab Loan Program City-Wide (2015)	14H	LMH	\$18,075.10
2015	4	8206	5962449	CDBG Housing Rehab Loan Program City-Wide (2015)	14H	LMH	\$2,997.39
2015	4	8206	5964222	CDBG Housing Rehab Loan Program City-Wide (2015)	14H	LMH	\$55,225.00
2015	4	8206	5972717	CDBG Housing Rehab Loan Program City-Wide (2015)	14H	LMH	\$66,925.00
2015	4	8206	5976930	CDBG Housing Rehab Loan Program City-Wide (2015)	14H	LMH	\$50,505.00
2015	4	8206	5978128	CDBG Housing Rehab Loan Program City-Wide (2015)	14H	LMH	\$4,737.00
2015	4	8206	5978129	CDBG Housing Rehab Loan Program City-Wide (2015)	14H	LMH	\$3,610.00
2015	4	8206	5978131	CDBG Housing Rehab Loan Program City-Wide (2015)	14H	LMH	\$5,000.00
2015	4	8206	5978132	CDBG Housing Rehab Loan Program City-Wide (2015)	14H	LMH	\$3,563.00
2015	4	8206	5978138	CDBG Housing Rehab Loan Program City-Wide (2015)	14H	LMH	\$5,000.00
2015	4	8206	5978139	CDBG Housing Rehab Loan Program City-Wide (2015)	14H	LMH	\$3,650.00
2015	4	8206	5978140	CDBG Housing Rehab Loan Program City-Wide (2015)	14H	LMH	\$5,000.00
2015	4	8206	5978141	CDBG Housing Rehab Loan Program City-Wide (2015)	14H	LMH	\$1,400.00
2015	4	8206	5978770	CDBG Housing Rehab Loan Program City-Wide (2015)	14H	LMH	\$5,000.00
2015	4	8206	5985756	CDBG Housing Rehab Loan Program City-Wide (2015)	14H	LMH	\$71,740.00
2015	4	8206	6006090	CDBG Housing Rehab Loan Program City-Wide (2015)	14H	LMH	\$58,790.00
2015	4	8206	6016714	CDBG Housing Rehab Loan Program City-Wide (2015)	14H	LMH	\$42,340.00
2015	4	8206	6032048	CDBG Housing Rehab Loan Program City-Wide (2015)	14H	LMH	\$51,850.00
2015	4	8206	6066244	CDBG Housing Rehab Loan Program City-Wide (2015)	14H	LMH	\$15,450.00
2015	4	8206	6070594	CDBG Housing Rehab Loan Program City-Wide (2015)	14H	LMH	\$40,490.00
2015	4	8206	6070616	CDBG Housing Rehab Loan Program City-Wide (2015)	14H	LMH	\$44,770.00
2015	5	8220	6030151	Housing Administration - Direct	14H	LMH	\$223,463.89
2015	5	8220	6036288	Housing Administration - Direct	14H	LMH	\$23,210.51
2015	5	8220	6036299	Housing Administration - Direct	14H	LMH	\$282.94
2015	5	8220	6036301	Housing Administration - Direct	14H	LMH	\$84,802.63
2015	5	8220	6036302	Housing Administration - Direct	14H	LMH	\$728.46
2015	5	8220	6078377	Housing Administration - Direct	14H	LMH	\$31,818.13
2015	5	8220	6079665	Housing Administration - Direct	14H	LMH	\$307,163.48
2015	5	8221	6030157	Housing Administration - Indirect	14H	LMH	\$127,709.61
2015	5	8221	6036295	Housing Administration - Indirect	14H	LMH	\$21,486.80
2015	5	8221	6036303	Housing Administration - Indirect	14H	LMH	\$48,464.70
2015	5	8221	6069281	Housing Administration - Indirect	14H	LMH	\$25,292.90
2015	5	8221	6069876	Housing Administration - Indirect	14H	LMH	\$28,698.15
2015	5	8221	6069877	Housing Administration - Indirect	14H	LMH	\$16,400.99
2015	5	8221	6078378	Housing Administration - Indirect	14H	LMH	\$18,184.06
2015	5	8221	6079667	Housing Administration - Indirect	14H	LMH	\$175,543.93
2015	5	8379	6036297	CDBG for HOME Administration - Indirect (2015)	14H	LMH	\$3,395.01
2016	7	8228	6033160	Multi-Family Staffing (Direct)	14H	LMH	\$6,075.00
2016	7	8228	6055533	Multi-Family Staffing (Direct)	14H	LMH	\$17,037.80
2016	7	8228	6059686	Multi-Family Staffing (Direct)	14H	LMH	\$2,025.00
2016	7	8228	6060713	Multi-Family Staffing (Direct)	14H	LMH	\$525,608.53
2016	7	8228	6062673	Multi-Family Staffing (Direct)	14H	LMH	\$47,914.68



Office of Community Planning and Development  
 U.S. Department of Housing and Urban Development  
 Integrated Disbursement and Information System  
 PR26 - CDBG Financial Summary Report  
 Program Year 2016  
 DETROIT, MI

DATE: 09-28-17  
 TIME: 19:52  
 PAGE: 19

Plan Year	IDIS Project	IDIS Activity	Voucher Number	Activity Name	Matrix Code	National Objective	Drawn Amount
2016	7	8228	6062677	Multi-Family Staffing (Direct)	14H	LMH	\$52,530.94
2016	7	8228	6069275	Multi-Family Staffing (Direct)	14H	LMH	\$47,971.37
2016	7	8375	6060714	Multi-Family Staffing (Indirect)	14H	LMH	\$300,385.27
2016	7	8375	6062675	Multi-Family Staffing (Indirect)	14H	LMH	\$30,021.43
2016	7	8375	6063676	Multi-Family Staffing (Indirect)	14H	LMH	\$27,383.24
2016	7	8375	6069277	Multi-Family Staffing (Indirect)	14H	LMH	\$2,122.74
					14H	Matrix Code	\$3,156,207.22
2015	5	8378	6036293	CDBG for HOME Administration - Direct (2015)	14J	LMH	\$5,940.52
2015	5	8378	6036300	CDBG for HOME Administration - Direct (2015)	14J	LMH	\$20.25
					14J	Matrix Code	\$5,960.77
2013	3	7912	5948058	Eastern Market Corporation	17C	LMA	\$112,507.64
2013	3	7912	6050452	Eastern Market Corporation	17C	LMA	\$23,444.89
					17C	Matrix Code	\$135,952.53
2006	143	6139	6007458	PARADISE VALLEY BUSINESS DISTRICT	18A	LMA	\$13,300.00
2006	143	6139	6007464	PARADISE VALLEY BUSINESS DISTRICT	18A	LMA	\$86,450.00
2006	143	6139	6013979	PARADISE VALLEY BUSINESS DISTRICT	18A	LMA	\$68,765.73
2006	143	6139	6029878	PARADISE VALLEY BUSINESS DISTRICT	18A	LMA	\$89,015.00
2006	143	6139	6053048	PARADISE VALLEY BUSINESS DISTRICT	18A	LMA	\$103,082.13
2008	13	6909	5965923	PARADISE VALLEY BUSINESS DISTRICT	18A	LMA	\$3,545.00
2008	13	6909	5968794	PARADISE VALLEY BUSINESS DISTRICT	18A	LMA	\$86,136.50
2008	13	6909	5990267	PARADISE VALLEY BUSINESS DISTRICT	18A	LMA	\$39,066.50
2008	13	6909	6021434	PARADISE VALLEY BUSINESS DISTRICT	18A	LMA	\$154,638.90
2014	106	8043	5936988	Small Business Development	18A	LMA	\$13,374.45
2014	106	8043	5936993	Small Business Development	18A	LMA	\$213,973.99
2014	106	8043	5945403	Small Business Development	18A	LMA	\$166,215.81
2014	106	8043	5947347	Small Business Development	18A	LMA	\$260,092.64
2014	106	8043	5965383	Small Business Development	18A	LMA	\$332,351.91
2014	106	8043	5978726	Small Business Development	18A	LMA	\$165,036.95
2014	106	8043	5984617	Small Business Development	18A	LMA	\$271,337.58
2014	106	8043	5987711	Small Business Development	18A	LMA	\$221,571.43
2014	106	8043	6012538	Small Business Development	18A	LMA	\$125,693.03
2014	106	8043	6026889	Small Business Development	18A	LMA	\$100,459.62
2014	106	8043	6027465	Small Business Development	18A	LMA	\$10,176.32
2016	5	8223	6027587	Economic Development	18A	LMA	\$208,320.32
2016	5	8223	6030399	Economic Development	18A	LMA	\$197,855.62
2016	5	8223	6036184	Economic Development	18A	LMA	\$152,725.34
2016	5	8223	6043153	Economic Development	18A	LMA	\$132,263.87
2016	5	8223	6059201	Economic Development	18A	LMA	\$164,427.12
2016	5	8223	6065820	Economic Development	18A	LMA	\$292,213.23
2016	5	8223	6079045	Economic Development	18A	LMA	\$342,232.42
					18A	Matrix Code	\$4,014,321.41
Total							\$21,436,959.64

LINE 27 DETAIL: ACTIVITIES INCLUDED IN THE COMPUTATION OF LINE 27

Plan Year	IDIS Project	IDIS Activity	Voucher Number	Activity Name	Matrix Code	National Objective	Drawn Amount
2014	102	8013	5960229	Cass Community Social Services (Oasis)	03T	LMC	\$15,909.78
2014	102	8013	5962627	Cass Community Social Services (Oasis)	03T	LMC	\$17,284.26
2014	102	8013	5962631	Cass Community Social Services (Oasis)	03T	LMC	\$5,718.74
2014	102	8013	5962634	Cass Community Social Services (Oasis)	03T	LMC	\$6,280.93
2014	102	8013	6045294	Cass Community Social Services (Oasis)	03T	LMC	\$17,677.30
2015	9	8162	6006098	Salvation Army (The)	03T	LMC	\$23,961.05
2015	9	8162	6006106	Salvation Army (The)	03T	LMC	\$24,153.06
2015	9	8162	6006108	Salvation Army (The)	03T	LMC	\$9,491.33
2015	9	8162	6006110	Salvation Army (The)	03T	LMC	\$6,539.51





Office of Community Planning and Development  
U.S. Department of Housing and Urban Development  
Integrated Disbursement and Information System  
PR26 - CDBG Financial Summary Report  
Program Year 2016  
DETROIT, MI

DATE: 09-28-17  
TIME: 19:52  
PAGE: 20

Plan Year	IDIS Project	IDIS Activity	Voucher Number	Activity Name	Matrix Code	National Objective	Drawn Amount
2015	9	8162	6006272	Salvation Army (The)	03T	LMC	\$5,552.87
2015	9	8162	6006274	Salvation Army (The)	03T	LMC	\$4,404.59
2015	9	8162	6006277	Salvation Army (The)	03T	LMC	\$4,433.32
2015	9	8162	6020948	Salvation Army (The)	03T	LMC	\$6,064.27
2015	9	8317	5974374	Cass Community Social Services (Warming Center)	03T	LMC	\$47,947.12
2015	9	8317	5974377	Cass Community Social Services (Warming Center)	03T	LMC	\$87,052.88
2016	10	8303	6080971	Mariner's Inn	03T	LMC	\$8,878.21
2016	10	8303	6080972	Mariner's Inn	03T	LMC	\$8,069.71
2016	10	8303	6080973	Mariner's Inn	03T	LMC	\$8,429.90
2016	10	8303	6080974	Mariner's Inn	03T	LMC	\$7,700.57
2016	10	8303	6080975	Mariner's Inn	03T	LMC	\$7,989.83
					03T	Matrix Code	\$323,539.23
2014	101	7990	5954310	Delray United Action Council	05A	LMC	\$4,146.00
2014	101	7990	5971664	Delray United Action Council	05A	LMC	\$3,728.50
2014	101	7990	5990118	Delray United Action Council	05A	LMC	\$2,102.82
2014	101	7990	5990120	Delray United Action Council	05A	LMC	\$1,915.17
2014	101	7990	6012215	Delray United Action Council	05A	LMC	\$296.66
2014	101	7999	5936260	LASED	05A	LMC	\$4,363.69
2014	101	7999	5936267	LASED	05A	LMC	\$5,819.20
2014	101	7999	5936268	LASED	05A	LMC	\$4,767.45
2014	101	7999	5936271	LASED	05A	LMC	\$5,241.10
2014	101	7999	5936275	LASED	05A	LMC	\$7,322.60
2014	101	7999	5936278	LASED	05A	LMC	\$5,195.73
2014	101	7999	6003637	LASED	05A	LMC	\$1,985.69
2014	101	7999	6003639	LASED	05A	LMC	\$7,182.72
2014	101	8000	5981040	Matrix Human Services/Ruether Senior Services	05A	LMC	\$3,711.40
2014	101	8000	5990273	Matrix Human Services/Ruether Senior Services	05A	LMC	\$4,446.11
2014	101	8000	5990274	Matrix Human Services/Ruether Senior Services	05A	LMC	\$7,207.03
2014	101	8000	5990275	Matrix Human Services/Ruether Senior Services	05A	LMC	\$125.00
2014	101	8000	5990922	Matrix Human Services/Ruether Senior Services	05A	LMC	\$83,162.90
2014	101	8000	6000617	Matrix Human Services/Ruether Senior Services	05A	LMC	\$1,269.75
2015	8	8118	6005677	Delray United Action Council	05A	LMC	\$17,957.85
2015	8	8118	6021927	Delray United Action Council	05A	LMC	\$7,760.26
2015	8	8118	6022071	Delray United Action Council	05A	LMC	\$8,026.50
2015	8	8118	6025803	Delray United Action Council	05A	LMC	\$4,850.00
2015	8	8118	6025810	Delray United Action Council	05A	LMC	\$5,022.75
2015	8	8118	6025813	Delray United Action Council	05A	LMC	\$5,303.78
2015	8	8118	6025816	Delray United Action Council	05A	LMC	\$3,949.55
2015	8	8118	6030204	Delray United Action Council	05A	LMC	\$4,276.00
2015	8	8118	6030206	Delray United Action Council	05A	LMC	\$6,891.47
2015	8	8118	6036788	Delray United Action Council	05A	LMC	\$4,437.10
2015	8	8118	6058966	Delray United Action Council	05A	LMC	\$1,433.50
2015	8	8118	6064678	Delray United Action Council	05A	LMC	\$1,485.00
2015	8	8127	5939634	L&L Adult Day Care	05A	LMC	\$7,285.00
2015	8	8127	5939641	L&L Adult Day Care	05A	LMC	\$7,543.50
2015	8	8127	5939647	L&L Adult Day Care	05A	LMC	\$8,730.25
2015	8	8127	5939649	L&L Adult Day Care	05A	LMC	\$8,507.00
2015	8	8127	5947345	L&L Adult Day Care	05A	LMC	\$8,765.50
2015	8	8127	5955912	L&L Adult Day Care	05A	LMC	\$7,426.00
2015	8	8127	5965753	L&L Adult Day Care	05A	LMC	\$6,944.25
2015	8	8127	5973455	L&L Adult Day Care	05A	LMC	\$4,993.75
2015	8	8127	5984083	L&L Adult Day Care	05A	LMC	\$4,500.25
2015	8	8127	5990493	L&L Adult Day Care	05A	LMC	\$4,030.25
2015	8	8127	6004645	L&L Adult Day Care	05A	LMC	\$5,760.40
2015	8	8128	6005637	LASED	05A	LMC	\$2,594.70
2015	8	8128	6005673	LASED	05A	LMC	\$5,760.98
2015	8	8128	6008979	LASED	05A	LMC	\$6,669.09



Office of Community Planning and Development  
 U.S. Department of Housing and Urban Development  
 Integrated Disbursement and Information System  
 PR26 - CDBG Financial Summary Report  
 Program Year 2016  
 DETROIT, MI

DATE: 09-28-17  
 TIME: 19:52  
 PAGE: 21

Plan Year	IDIS Project	IDIS Activity	Voucher Number	Activity Name	Matrix Code	National Objective	Drawn Amount
2015	8	8128	6008981	LASED	05A	LMC	\$8,283.07
2015	8	8128	6008982	LASED	05A	LMC	\$5,259.84
2015	8	8128	6012115	LASED	05A	LMC	\$6,750.53
2015	8	8128	6012208	LASED	05A	LMC	\$5,556.81
2015	8	8128	6012542	LASED	05A	LMC	\$6,185.85
2015	8	8128	6014002	LASED	05A	LMC	\$5,713.29
2015	8	8128	6015178	LASED	05A	LMC	\$9,375.65
2015	8	8128	6015183	LASED	05A	LMC	\$6,008.26
2015	8	8128	6032149	LASED	05A	LMC	\$8,257.05
2015	8	8128	6032181	LASED	05A	LMC	\$5,814.28
2015	8	8130	5990276	Matrix Human Services/Reuther Senior Services	05A	LMC	\$3,300.14
2015	8	8130	6000626	Matrix Human Services/Reuther Senior Services	05A	LMC	\$647.98
2015	8	8130	6003361	Matrix Human Services/Reuther Senior Services	05A	LMC	\$6,014.28
2015	8	8130	6006268	Matrix Human Services/Reuther Senior Services	05A	LMC	\$5,501.46
2015	8	8130	6016564	Matrix Human Services/Reuther Senior Services	05A	LMC	\$5,392.10
2015	8	8130	6029879	Matrix Human Services/Reuther Senior Services	05A	LMC	\$6,127.03
2015	8	8130	6037344	Matrix Human Services/Reuther Senior Services	05A	LMC	\$6,983.32
2015	8	8130	6059008	Matrix Human Services/Reuther Senior Services	05A	LMC	\$3,174.84
2015	8	8130	6059011	Matrix Human Services/Reuther Senior Services	05A	LMC	\$2,425.38
2015	8	8130	6064684	Matrix Human Services/Reuther Senior Services	05A	LMC	\$1,915.76
2015	8	8139	5975712	St. Patrick's Senior Center	05A	LMC	\$7,294.30
2015	8	8139	5975743	St. Patrick's Senior Center	05A	LMC	\$9,474.52
2015	8	8139	5975802	St. Patrick's Senior Center	05A	LMC	\$27,326.30
2015	8	8139	5975809	St. Patrick's Senior Center	05A	LMC	\$4,208.16
2015	8	8139	5975810	St. Patrick's Senior Center	05A	LMC	\$6,497.76
2015	8	8139	5975814	St. Patrick's Senior Center	05A	LMC	\$6,109.28
2015	8	8139	5978266	St. Patrick's Senior Center	05A	LMC	\$5,040.88
2015	8	8139	5990663	St. Patrick's Senior Center	05A	LMC	\$6,888.41
2015	8	8139	6000633	St. Patrick's Senior Center	05A	LMC	\$4,694.91
2015	8	8139	6004635	St. Patrick's Senior Center	05A	LMC	\$4,694.88
2016	9	8266	6064939	L & L Adult Day Care	05A	LMC	\$25,885.25
2016	9	8276	6067941	St. Patrick Senior Center	05A	LMC	\$4,431.09
2016	9	8276	6067943	St. Patrick Senior Center	05A	LMC	\$4,189.28
2016	9	8276	6067944	St. Patrick Senior Center	05A	LMC	\$5,972.28
2016	9	8276	6071595	St. Patrick Senior Center	05A	LMC	\$4,693.84
2016	9	8276	6071600	St. Patrick Senior Center	05A	LMC	\$4,532.38
2016	9	8276	6071604	St. Patrick Senior Center	05A	LMC	\$3,586.36
					05A	Matrix Code	\$559,101.00
2014	101	7995	5963380	International Institute of Metropolitan Detroit, Inc.	05C	LMC	\$8,438.71
2014	101	7995	5963399	International Institute of Metropolitan Detroit, Inc.	05C	LMC	\$7,826.38
2014	101	7995	5963469	International Institute of Metropolitan Detroit, Inc.	05C	LMC	\$11,726.54
2014	101	7995	5963475	International Institute of Metropolitan Detroit, Inc.	05C	LMC	\$4,101.26
2014	101	7995	5963479	International Institute of Metropolitan Detroit, Inc.	05C	LMC	\$9,347.25
2014	101	7995	5990223	International Institute of Metropolitan Detroit, Inc.	05C	LMC	\$4,431.63
2014	101	7995	5980230	International Institute of Metropolitan Detroit, Inc.	05C	LMC	\$3,083.93
2014	102	8015	6001988	Coalition on Temporary Shelter (COTS)	05C	LMC	\$19,459.22
2014	102	8015	6001991	Coalition on Temporary Shelter (COTS)	05C	LMC	\$37,257.77
2014	102	8015	6001992	Coalition on Temporary Shelter (COTS)	05C	LMC	\$36,137.67
2014	102	8015	6015936	Coalition on Temporary Shelter (COTS)	05C	LMC	\$7,145.34
2014	102	8020	5960240	Freedom House	05C	LMC	\$12,555.68
2014	102	8020	5960241	Freedom House	05C	LMC	\$14,513.69
2014	102	8020	5992421	Freedom House	05C	LMC	\$12,044.46
2014	102	8020	5992423	Freedom House	05C	LMC	\$7,790.09
2014	102	8020	6009088	Freedom House	05C	LMC	\$5,614.61
2014	102	8020	6022370	Freedom House	05C	LMC	\$5,388.34
2014	102	8020	6071201	Freedom House	05C	LMC	\$11,565.59
2014	102	8020	6071227	Freedom House	05C	LMC	\$8,308.51





Office of Community Planning and Development  
 U.S. Department of Housing and Urban Development  
 Integrated Disbursement and Information System  
 PR26 - CDBG Financial Summary Report  
 Program Year 2016  
 DETROIT, MI

DATE: 09-28-17  
 TIME: 19:52  
 PAGE: 22

Plan Year	IDIS Project	IDIS Activity	Voucher Number	Activity Name	Matrix Code	National Objective	Drawn Amount
2014	102	8033	5978017	United Community Housing Coalition	05C	LMC	\$32,018.94
2014	102	8033	5978126	United Community Housing Coalition	05C	LMC	\$42,981.06
2015	8	8115	6009128	Accounting Aid Society	05C	LMC	\$10,890.00
2015	8	8115	6009129	Accounting Aid Society	05C	LMC	\$17,380.00
2015	8	8115	6009132	Accounting Aid Society	05C	LMC	\$16,665.00
2015	8	8115	6015934	Accounting Aid Society	05C	LMC	\$16,065.00
2015	9	8146	6036786	Coalition on Temporary Shelter (COTS)	05C	LMC	\$5,682.19
2015	9	8146	6038025	Coalition on Temporary Shelter (COTS)	05C	LMC	\$5,439.21
2015	9	8146	6038027	Coalition on Temporary Shelter (COTS)	05C	LMC	\$5,109.24
2015	9	8146	6038041	Coalition on Temporary Shelter (COTS)	05C	LMC	\$3,219.88
2015	9	8146	6038042	Coalition on Temporary Shelter (COTS)	05C	LMC	\$3,976.50
2015	9	8146	6074449	Coalition on Temporary Shelter (COTS)	05C	LMC	\$9,180.76
2015	9	8146	6074460	Coalition on Temporary Shelter (COTS)	05C	LMC	\$11,223.36
2015	9	8146	6074465	Coalition on Temporary Shelter (COTS)	05C	LMC	\$16,162.67
2015	9	8146	6074466	Coalition on Temporary Shelter (COTS)	05C	LMC	\$19,330.56
2015	9	8150	5962641	Detroit Non-Profit Housing	05C	LMC	\$7,062.00
2015	9	8150	5978720	Detroit Non-Profit Housing	05C	LMC	\$3,900.00
2015	9	8150	6022447	Detroit Non-Profit Housing	05C	LMC	\$4,830.76
2015	9	8154	5984123	Legal Aid And Defender Association	05C	LMC	\$4,540.81
2015	9	8154	5986794	Legal Aid And Defender Association	05C	LMC	\$2,520.44
2015	9	8154	5986795	Legal Aid And Defender Association	05C	LMC	\$674.10
2015	9	8154	5986797	Legal Aid And Defender Association	05C	LMC	\$1,729.59
2015	9	8154	5986799	Legal Aid And Defender Association	05C	LMC	\$8,924.36
2015	9	8154	5986800	Legal Aid And Defender Association	05C	LMC	\$25,323.70
2015	9	8154	5986801	Legal Aid And Defender Association	05C	LMC	\$15,882.21
2015	9	8154	5986803	Legal Aid And Defender Association	05C	LMC	\$16,661.36
2015	9	8154	5986805	Legal Aid And Defender Association	05C	LMC	\$9,230.09
2015	9	8154	5988249	Legal Aid And Defender Association	05C	LMC	\$5,458.89
2015	9	8154	6000610	Legal Aid And Defender Association	05C	LMC	\$3,071.52
2015	9	8154	6004640	Legal Aid And Defender Association	05C	LMC	\$90.00
2015	9	8154	6006259	Legal Aid And Defender Association	05C	LMC	\$4,025.68
2015	9	8157	6003641	Michigan Legal Services	05C	LMC	\$8,575.25
2015	9	8157	6003644	Michigan Legal Services	05C	LMC	\$7,429.26
2015	9	8157	6003646	Michigan Legal Services	05C	LMC	\$13,534.06
2015	9	8157	6003649	Michigan Legal Services	05C	LMC	\$24,853.70
2015	9	8157	6003651	Michigan Legal Services	05C	LMC	\$19,898.68
2015	9	8157	6003652	Michigan Legal Services	05C	LMC	\$13,838.46
2015	9	8157	6003653	Michigan Legal Services	05C	LMC	\$11,886.52
2015	9	8157	6018200	Michigan Legal Services	05C	LMC	\$15,730.09
2015	9	8157	6018202	Michigan Legal Services	05C	LMC	\$21,224.80
2015	9	8157	6018203	Michigan Legal Services	05C	LMC	\$20,914.34
2015	9	8157	6018204	Michigan Legal Services	05C	LMC	\$17,070.09
2015	9	8157	6020687	Michigan Legal Services	05C	LMC	\$12,382.94
2015	9	8160	5979331	Neighborhood Service Organization (NSO)	05C	LMC	\$124,011.69
2015	9	8160	6017391	Neighborhood Service Organization (NSO)	05C	LMC	\$5,066.95
2015	9	8160	6017393	Neighborhood Service Organization (NSO)	05C	LMC	\$8,408.05
2015	9	8160	6017394	Neighborhood Service Organization (NSO)	05C	LMC	\$10,741.98
2015	9	8160	6043090	Neighborhood Service Organization (NSO)	05C	LMC	\$8,669.36
2015	9	8160	6045520	Neighborhood Service Organization (NSO)	05C	LMC	\$2,832.06
2015	9	8160	6050875	Neighborhood Service Organization (NSO)	05C	LMC	\$5,031.75
2015	9	8160	6059018	Neighborhood Service Organization (NSO)	05C	LMC	\$8,704.18
2015	9	8160	6067192	Neighborhood Service Organization (NSO)	05C	LMC	\$11,194.25
2015	9	8160	6071213	Neighborhood Service Organization (NSO)	05C	LMC	\$11,910.81
2015	9	8163	6074443	Southwest Counseling Solutions	05C	LMC	\$8,164.00
2015	9	8163	6074473	Southwest Counseling Solutions	05C	LMC	\$6,305.20
2015	9	8163	6074474	Southwest Counseling Solutions	05C	LMC	\$7,845.42
2015	9	8165	6013544	United Community Housing Coalition	05C	LMC	\$4,658.77



Office of Community Planning and Development  
 U.S. Department of Housing and Urban Development  
 Integrated Disbursement and Information System  
 PR26 - CDBG Financial Summary Report  
 Program Year 2016  
 DETROIT, MI

DATE: 09-28-17  
 TIME: 19:52  
 PAGE: 23

Plan Year	IDIS Project	IDIS Activity	Voucher Number	Activity Name	Matrix Code	National Objective	Drawn Amount
2015	9	8165	6013545	United Community Housing Coalition	05C	LMC	\$6,793.02
2015	9	8165	6013546	United Community Housing Coalition	05C	LMC	\$4,887.11
2015	9	8165	6013547	United Community Housing Coalition	05C	LMC	\$5,988.85
2015	9	8165	6013548	United Community Housing Coalition	05C	LMC	\$6,140.40
2015	9	8165	6013549	United Community Housing Coalition	05C	LMC	\$4,715.07
2015	9	8165	6013550	United Community Housing Coalition	05C	LMC	\$4,698.11
2015	9	8165	6013551	United Community Housing Coalition	05C	LMC	\$2,619.99
2015	9	8165	6013552	United Community Housing Coalition	05C	LMC	\$4,076.76
2015	9	8165	6013553	United Community Housing Coalition	05C	LMC	\$3,393.60
2015	9	8165	6013554	United Community Housing Coalition	05C	LMC	\$13,043.88
2015	9	8165	6013977	United Community Housing Coalition	05C	LMC	\$24,191.05
2015	9	8165	6037608	United Community Housing Coalition	05C	LMC	\$14,791.64
					05C	Matrix Code	\$1,062,208.69
2009	60	7211	5971654	THINK DETROIT	05D	LMC	\$2,185.77
2009	60	7211	5971655	THINK DETROIT	05D	LMC	\$125.99
2009	60	7211	5971731	THINK DETROIT	05D	LMC	\$15,552.91
2011	10	7630	6066250	Bank on Detroit	05D	LMC	\$1,451.45
2011	10	7630	6066253	Bank on Detroit	05D	LMC	\$1,440.07
2011	10	7630	6066254	Bank on Detroit	05D	LMC	\$1,451.34
2013	1	7900	5973459	Clark Park Coalition	05D	LMC	\$14,756.92
2014	101	7988	5912026	Coleman Young	05D	LMC	\$11,541.45
2014	101	7988	5939233	Coleman Young	05D	LMC	\$4,972.53
2014	101	7988	5939236	Coleman Young	05D	LMC	\$4,591.53
2014	101	7988	5976429	Coleman Young	05D	LMC	\$3,149.65
2014	101	7988	5981896	Coleman Young	05D	LMC	\$3,301.94
2014	101	7988	5984077	Coleman Young	05D	LMC	\$2,244.69
2014	101	7988	6020282	Coleman Young	05D	LMC	\$6,044.94
2014	101	7988	6021928	Coleman Young	05D	LMC	\$5,212.25
2014	101	7988	6023373	Coleman Young	05D	LMC	\$2,761.07
2014	101	7989	5947369	Detroit Area Pre College Engineering Program (DAPCEP)	05D	LMC	\$692.28
2014	101	7989	5947370	Detroit Area Pre College Engineering Program (DAPCEP)	05D	LMC	\$5,843.74
2014	101	7989	5947371	Detroit Area Pre College Engineering Program (DAPCEP)	05D	LMC	\$3,896.58
2014	101	7989	5955908	Detroit Area Pre College Engineering Program (DAPCEP)	05D	LMC	\$9,607.52
2014	101	7989	6030392	Detroit Area Pre College Engineering Program (DAPCEP)	05D	LMC	\$36,187.02
2014	101	7993	5978124	East Michigan Christian	05D	LMC	\$20,796.20
2014	101	7993	5990496	East Michigan Christian	05D	LMC	\$3,512.21
2014	101	7993	6000631	East Michigan Christian	05D	LMC	\$3,100.23
2014	101	7993	6017829	East Michigan Christian	05D	LMC	\$8,738.72
2014	101	8003	5961386	Mosaic Youth Theater of Detroit	05D	LMC	\$5,947.67
2014	101	8003	5961388	Mosaic Youth Theater of Detroit	05D	LMC	\$5,947.67
2014	101	8003	5961389	Mosaic Youth Theater of Detroit	05D	LMC	\$5,947.67
2014	101	8003	5969787	Mosaic Youth Theater of Detroit	05D	LMC	\$3,954.70
2014	101	8003	5969826	Mosaic Youth Theater of Detroit	05D	LMC	\$5,649.42
2014	101	8003	5969840	Mosaic Youth Theater of Detroit	05D	LMC	\$5,909.42
2014	101	8003	5969851	Mosaic Youth Theater of Detroit	05D	LMC	\$5,909.42
2014	101	8003	5969856	Mosaic Youth Theater of Detroit	05D	LMC	\$4,563.79
2014	101	8003	5970050	Mosaic Youth Theater of Detroit	05D	LMC	\$5,659.42
2014	101	8003	5971557	Mosaic Youth Theater of Detroit	05D	LMC	\$10.00
2014	102	8012	5977997	Alternatives for Girls	05D	LMC	\$5,222.25
2014	102	8012	5981265	Alternatives for Girls	05D	LMC	\$9,773.50
2014	102	8012	5981266	Alternatives for Girls	05D	LMC	\$28,009.22
2014	102	8012	5981267	Alternatives for Girls	05D	LMC	\$29,134.56
2014	102	8012	6018190	Alternatives for Girls	05D	LMC	\$10,246.41
2014	102	8012	6052254	Alternatives for Girls	05D	LMC	\$17,093.18
2015	8	8116	5947350	Alkebu-lan Village	05D	LMC	\$7,148.94
2015	8	8116	5947352	Alkebu-lan Village	05D	LMC	\$7,900.12
2015	8	8116	5952772	Alkebu-lan Village	05D	LMC	\$7,233.44



Office of Community Planning and Development  
 U.S. Department of Housing and Urban Development  
 Integrated Disbursement and Information System  
 PR26 - CDBG Financial Summary Report  
 Program Year 2016  
 DETROIT, MI

DATE: 09-28-17  
 TIME: 19:52  
 PAGE: 24

Plan Year	IDIS Project	IDIS Activity	Voucher Number	Activity Name	Matrix Code	National Objective	Drawn Amount
2015	8	8116	5960116	Alkebu-lan Village	05D	LMC	\$7,144.22
2015	8	8116	5960120	Alkebu-lan Village	05D	LMC	\$7,230.29
2015	8	8116	5960124	Alkebu-lan Village	05D	LMC	\$7,211.63
2015	8	8116	5971554	Alkebu-lan Village	05D	LMC	\$30.00
2015	8	8116	5971660	Alkebu-lan Village	05D	LMC	\$8,678.57
2015	8	8116	5979505	Alkebu-lan Village	05D	LMC	\$7,147.41
2015	8	8116	6010544	Alkebu-lan Village	05D	LMC	\$9,938.60
2015	8	8116	6010545	Alkebu-lan Village	05D	LMC	\$10,516.38
2015	8	8116	6021926	Alkebu-lan Village	05D	LMC	\$5,824.73
2015	8	8116	6025808	Alkebu-lan Village	05D	LMC	\$5,496.92
2015	8	8117	5971661	Clark Park Coalition	05D	LMC	\$5,627.85
2015	8	8117	5988887	Clark Park Coalition	05D	LMC	\$4,016.20
2015	8	8117	5992839	Clark Park Coalition	05D	LMC	\$7,765.34
2015	8	8117	5992842	Clark Park Coalition	05D	LMC	\$3,691.23
2015	8	8117	6001554	Clark Park Coalition	05D	LMC	\$4,007.15
2015	8	8117	6010539	Clark Park Coalition	05D	LMC	\$7,324.04
2015	8	8117	6010540	Clark Park Coalition	05D	LMC	\$17,500.89
2015	8	8119	6028305	Detroit Area Pre-College Engineering Program (DAPCEP)	05D	LMC	\$823.25
2015	8	8119	6041627	Detroit Area Pre-College Engineering Program (DAPCEP)	05D	LMC	\$2,253.11
2015	8	8129	5940831	Mack Alive	05D	LMC	\$3,970.21
2015	8	8129	5955909	Mack Alive	05D	LMC	\$2,612.00
2015	8	8129	5958823	Mack Alive	05D	LMC	\$3,092.00
2015	8	8129	5978721	Mack Alive	05D	LMC	\$4,392.60
2015	8	8129	5988889	Mack Alive	05D	LMC	\$4,015.00
2015	8	8129	6006096	Mack Alive	05D	LMC	\$5,544.95
2015	8	8129	6020957	Mack Alive	05D	LMC	\$3,318.14
2015	8	8129	6041586	Mack Alive	05D	LMC	\$2,118.37
2015	8	8129	6045302	Mack Alive	05D	LMC	\$3,034.35
2015	8	8129	6065175	Mack Alive	05D	LMC	\$4,823.78
2015	8	8131	6068585	Mercy Education Project	05D	LMC	\$28,776.72
2015	8	8131	6068586	Mercy Education Project	05D	LMC	\$6,196.12
2015	8	8131	6068589	Mercy Education Project	05D	LMC	\$3,796.12
2015	8	8131	6068591	Mercy Education Project	05D	LMC	\$7,242.18
2015	8	8131	6068592	Mercy Education Project	05D	LMC	\$4,996.12
2015	8	8131	6068593	Mercy Education Project	05D	LMC	\$4,926.27
2015	8	8133	5993334	People's Community Service	05D	LMC	\$3,068.30
2015	8	8133	5993335	People's Community Service	05D	LMC	\$4,150.34
2015	8	8133	5993336	People's Community Service	05D	LMC	\$5,731.81
2015	8	8133	5993337	People's Community Service	05D	LMC	\$3,917.49
2015	8	8133	5993338	People's Community Service	05D	LMC	\$4,632.66
2015	8	8133	5993339	People's Community Service	05D	LMC	\$7,023.57
2015	8	8133	5993365	People's Community Service	05D	LMC	\$7,175.90
2015	8	8133	5993366	People's Community Service	05D	LMC	\$12,119.58
2015	8	8133	5993368	People's Community Service	05D	LMC	\$10,212.80
2015	8	8133	5995032	People's Community Service	05D	LMC	\$9,011.90
2015	8	8133	6000629	People's Community Service	05D	LMC	\$8,932.41
2015	8	8133	6020264	People's Community Service	05D	LMC	\$7,671.82
2015	8	8133	6022070	People's Community Service	05D	LMC	\$6,857.73
2015	8	8133	6024992	People's Community Service	05D	LMC	\$4,214.78
2015	8	8133	6034494	People's Community Service	05D	LMC	\$3,999.41
2015	8	8133	6046290	People's Community Service	05D	LMC	\$796.37
2015	8	8133	6053056	People's Community Service	05D	LMC	\$65.98
2015	8	8133	6065430	People's Community Service	05D	LMC	\$417.15
2015	8	8134	5981246	Police Athletic League	05D	LMC	\$2,020.39
2015	8	8134	5981248	Police Athletic League	05D	LMC	\$4,538.20
2015	8	8134	5981252	Police Athletic League	05D	LMC	\$7,400.55
2015	8	8134	5981253	Police Athletic League	05D	LMC	\$9,798.02





Office of Community Planning and Development  
U.S. Department of Housing and Urban Development  
Integrated Disbursement and Information System  
PR26 - CDBG Financial Summary Report  
Program Year 2016  
DETROIT, MI

DATE: 09-28-17  
TIME: 19:52  
PAGE: 25

Plan Year	IDIS Project	IDIS Activity	Voucher Number	Activity Name	Matrix Code	National Objective	Drawn Amount
2015	8	8134	5981262	Police Athletic League	05D	LMC	\$8,922.74
2015	8	8134	5985241	Police Athletic League	05D	LMC	\$32,623.91
2015	8	8134	5987911	Police Athletic League	05D	LMC	\$12,744.75
2015	8	8134	6009090	Police Athletic League	05D	LMC	\$2,480.83
2015	8	8134	6009115	Police Athletic League	05D	LMC	\$3,467.18
2015	8	8134	6009117	Police Athletic League	05D	LMC	\$5,482.25
2015	8	8134	6009123	Police Athletic League	05D	LMC	\$3,387.79
2015	8	8134	6009124	Police Athletic League	05D	LMC	\$7,556.73
2015	8	8134	6020699	Police Athletic League	05D	LMC	\$282.26
2015	8	8135	5981889	Project Seed	05D	LMC	\$9,863.95
2015	8	8135	5981892	Project Seed	05D	LMC	\$10,103.95
2015	8	8135	5981893	Project Seed	05D	LMC	\$9,863.95
2015	8	8136	5990662	Siena Literacy Center	05D	LMC	\$4,940.80
2015	8	8136	6001548	Siena Literacy Center	05D	LMC	\$6,075.40
2015	8	8136	6001549	Siena Literacy Center	05D	LMC	\$5,980.38
2015	8	8136	6001550	Siena Literacy Center	05D	LMC	\$5,356.36
2015	8	8136	6001552	Siena Literacy Center	05D	LMC	\$4,531.34
2015	8	8136	6008905	Siena Literacy Center	05D	LMC	\$6,362.29
2015	8	8136	6019903	Siena Literacy Center	05D	LMC	\$4,585.70
2015	8	8136	6028299	Siena Literacy Center	05D	LMC	\$4,003.20
2015	8	8136	6037349	Siena Literacy Center	05D	LMC	\$4,250.70
2015	8	8136	6059001	Siena Literacy Center	05D	LMC	\$3,403.20
2015	8	8136	6061286	Siena Literacy Center	05D	LMC	\$5,376.36
2015	8	8140	5974125	Teen Hype	05D	LMC	\$3,577.32
2015	8	8140	5974126	Teen Hype	05D	LMC	\$3,102.65
2015	8	8140	5974127	Teen Hype	05D	LMC	\$2,316.64
2015	8	8140	6009135	Teen Hype	05D	LMC	\$3,772.82
2015	8	8140	6009136	Teen Hype	05D	LMC	\$2,089.32
2015	8	8140	6020951	Teen Hype	05D	LMC	\$2,287.75
2015	8	8140	6040473	Teen Hype	05D	LMC	\$4,815.50
2015	8	8140	6042042	Teen Hype	05D	LMC	\$2,910.06
2015	8	8140	6045296	Teen Hype	05D	LMC	\$3,553.48
2015	8	8140	6061167	Teen Hype	05D	LMC	\$5,034.51
2015	8	8140	6061170	Teen Hype	05D	LMC	\$2,824.62
2015	8	8142	6010549	YMCA	05D	LMC	\$1,904.00
2015	8	8142	6010551	YMCA	05D	LMC	\$3,125.84
2015	8	8142	6010552	YMCA	05D	LMC	\$6,347.15
2015	8	8142	6010554	YMCA	05D	LMC	\$12,923.74
2015	8	8142	6010566	YMCA	05D	LMC	\$8,415.09
2015	8	8142	6010568	YMCA	05D	LMC	\$5,171.41
2015	8	8142	6010570	YMCA	05D	LMC	\$5,227.92
2015	8	8142	6010573	YMCA	05D	LMC	\$7,848.62
2015	8	8142	6017757	YMCA	05D	LMC	\$1,430.80
2015	8	8142	6024986	YMCA	05D	LMC	\$462.00
2015	8	8142	6033963	YMCA	05D	LMC	\$1,120.50
2015	8	8142	6045303	YMCA	05D	LMC	\$1,110.20
2015	8	8321	6020308	Wellspring	05D	LMC	\$21,406.07
2015	8	8321	6020309	Wellspring	05D	LMC	\$28,080.45
2015	8	8321	6045506	Wellspring	05D	LMC	\$31,883.11
2015	8	8322	5987701	Summer Jobs Program (NRSA 2)	05D	LMC	\$865,754.95
2015	8	8323	5987702	Summer Jobs Program (NRSA 3)	05D	LMC	\$299,761.80
2015	8	8324	5987705	Summer Jobs Program (NRSA 4)	05D	LMC	\$177,436.23
2015	8	8325	5987707	Summer Jobs Program (NRSA 5)	05D	LMC	\$157,047.02
2015	9	8143	6018192	Alternatives for Girls	05D	LMC	\$2,967.13
2015	9	8143	6018193	Alternatives for Girls	05D	LMC	\$1,694.37
2015	9	8143	6018194	Alternatives for Girls	05D	LMC	\$3,281.41
2015	9	8143	6018197	Alternatives for Girls	05D	LMC	\$8,657.65



Office of Community Planning and Development  
U.S. Department of Housing and Urban Development  
Integrated Disbursement and Information System  
PR26 - CDBG Financial Summary Report  
Program Year 2016  
DETROIT, MI

DATE: 09-28-17  
TIME: 19:52  
PAGE: 26

Plan Year	IDIS Project	IDIS Activity	Voucher Number	Activity Name	Matrix Code	National Objective	Drawn Amount
2015	9	8143	6018198	Alternatives for Girls	05D	LMC	\$11,656.24
2015	9	8143	6021673	Alternatives for Girls	05D	LMC	\$4,478.17
2015	9	8143	6021675	Alternatives for Girls	05D	LMC	\$7,866.45
2015	9	8143	6021677	Alternatives for Girls	05D	LMC	\$7,011.29
2015	9	8143	6025887	Alternatives for Girls	05D	LMC	\$4,114.14
2015	9	8143	6028295	Alternatives for Girls	05D	LMC	\$11,923.43
2015	9	8143	6028297	Alternatives for Girls	05D	LMC	\$11,396.96
2015	9	8143	6040405	Alternatives for Girls	05D	LMC	\$9,533.25
2015	9	8147	5962449	Community Social Service of Wayne County	05D	LMC	\$4,214.48
2015	9	8147	5962459	Community Social Service of Wayne County	05D	LMC	\$5,519.76
2015	9	8147	5962468	Community Social Service of Wayne County	05D	LMC	\$5,196.73
2015	9	8147	5962483	Community Social Service of Wayne County	05D	LMC	\$7,384.84
2015	9	8147	5962502	Community Social Service of Wayne County	05D	LMC	\$2,127.27
2015	9	8147	5981039	Community Social Service of Wayne County	05D	LMC	\$8,098.52
2015	9	8147	5990661	Community Social Service of Wayne County	05D	LMC	\$24,016.79
2015	9	8147	6020250	Community Social Service of Wayne County	05D	LMC	\$22,488.05
2015	9	8147	6034499	Community Social Service of Wayne County	05D	LMC	\$5,322.70
2015	9	8149	6015159	Covenant House of Michigan	05D	LMC	\$7,218.42
2015	9	8149	6015166	Covenant House of Michigan	05D	LMC	\$7,044.34
2015	9	8149	6015167	Covenant House of Michigan	05D	LMC	\$6,880.45
2015	9	8149	6015169	Covenant House of Michigan	05D	LMC	\$7,266.37
2015	9	8149	6015172	Covenant House of Michigan	05D	LMC	\$7,184.82
2015	9	8149	6015174	Covenant House of Michigan	05D	LMC	\$7,062.21
2015	9	8149	6015175	Covenant House of Michigan	05D	LMC	\$11,336.73
2015	9	8149	6015176	Covenant House of Michigan	05D	LMC	\$3,835.99
2015	9	8149	6015177	Covenant House of Michigan	05D	LMC	\$577.27
2015	9	8149	6058276	Covenant House of Michigan	05D	LMC	\$8,223.42
2015	9	8149	6058278	Covenant House of Michigan	05D	LMC	\$9,243.55
2015	9	8149	6059450	Covenant House of Michigan	05D	LMC	\$8,726.43
2015	9	8156	5979511	Matrix Human Services	05D	LMC	\$10,816.13
2015	9	8156	5981043	Matrix Human Services	05D	LMC	\$10,480.43
2015	9	8156	6013981	Matrix Human Services	05D	LMC	\$3,917.58
2015	9	8156	6013982	Matrix Human Services	05D	LMC	\$2,304.86
2015	9	8156	6013983	Matrix Human Services	05D	LMC	\$3,919.09
2015	9	8156	6013984	Matrix Human Services	05D	LMC	\$29,185.80
2015	9	8156	6034489	Matrix Human Services	05D	LMC	\$23,562.11
2016	9	8251	6078121	Akebu-Ian Village	05D	LMC	\$3,864.84
					05D	Matrix Code	\$2,859,247.76
2015	8	8120	5983874	Dominican Literacy Center	05E	LMC	\$9,911.89
2015	8	8120	5983886	Dominican Literacy Center	05E	LMC	\$7,962.82
2015	8	8120	5983895	Dominican Literacy Center	05E	LMC	\$11,537.56
2015	8	8120	5983896	Dominican Literacy Center	05E	LMC	\$15,072.38
2015	8	8120	5986256	Dominican Literacy Center	05E	LMC	\$4,381.79
2015	8	8120	5995031	Dominican Literacy Center	05E	LMC	\$6,994.07
2015	8	8120	6004639	Dominican Literacy Center	05E	LMC	\$5,124.87
2015	8	8120	6012210	Dominican Literacy Center	05E	LMC	\$7.76
					05E	Matrix Code	\$60,993.14
2014	102	8017	6037295	Detroit Rescue Mission Ministries (Gen. III)	05F	LMC	\$28,134.78
2014	102	8017	6037334	Detroit Rescue Mission Ministries (Gen. III)	05F	LMC	\$38,431.16
2014	102	8017	6037336	Detroit Rescue Mission Ministries (Gen. III)	05F	LMC	\$33,434.06
2014	102	8019	5967131	Forgotten Harvest	05F	LMC	\$43,000.13
2014	102	8019	6060056	Forgotten Harvest	05F	LMC	\$10,808.75
2014	102	8019	6064697	Forgotten Harvest	05F	LMC	\$6,587.33
2014	102	8026	5987456	Neighborhood Service Organization (NSO)	05F	LMC	\$10,311.11
2014	102	8028	5951270	Southwest Counseling Solutions	05F	LMC	\$11,856.03
2014	102	8028	5951281	Southwest Counseling Solutions	05F	LMC	\$7,224.03



Office of Community Planning and Development  
U.S. Department of Housing and Urban Development  
Integrated Disbursement and Information System  
PR26 - CDBG Financial Summary Report  
Program Year 2016  
DETROIT, MI

DATE: 09-28-17  
TIME: 19:52  
PAGE: 27

Plan Year	IDIS Project	IDIS Activity	Voucher Number	Activity Name	Matrix Code	National Objective	Drawn Amount
2014	102	8028	6002398	Southwest Counseling Solutions	05F	LMC	\$5,368.94
2014	102	8028	6002405	Southwest Counseling Solutions	05F	LMC	\$6,724.65
2014	102	8028	6002421	Southwest Counseling Solutions	05F	LMC	\$3,592.20
2014	102	8030	5956904	THAW	05F	LMC	\$8,886.29
2014	102	8030	5963310	THAW	05F	LMC	\$18,901.21
2014	102	8030	5974356	THAW	05F	LMC	\$51,667.81
2014	102	8030	5974357	THAW	05F	LMC	\$16,521.49
2014	102	8030	5978722	THAW	05F	LMC	\$3,474.37
2014	102	8030	5986258	THAW	05F	LMC	\$548.73
2014	102	8031	5965572	Travelers Aid	05F	LMC	\$5,821.15
2014	102	8031	5965579	Travelers Aid	05F	LMC	\$3,835.00
2014	102	8031	6015938	Travelers Aid	05F	LMC	\$1,910.97
2014	102	8031	6015939	Travelers Aid	05F	LMC	\$4,147.68
2014	102	8031	6015940	Travelers Aid	05F	LMC	\$67.75
2014	102	8031	6015941	Travelers Aid	05F	LMC	\$2,351.41
2014	102	8031	6028311	Travelers Aid	05F	LMC	\$2,153.90
2014	102	8031	6028315	Travelers Aid	05F	LMC	\$8,919.16
2014	102	8031	6048679	Travelers Aid	05F	LMC	\$9,498.27
2014	102	8031	6048681	Travelers Aid	05F	LMC	\$16,093.06
2014	102	8031	6068326	Travelers Aid	05F	LMC	\$22,901.53
2015	9	8151	6036185	Detroit Rescue Mission Ministries	05F	LMC	\$39,409.65
2015	9	8151	6036233	Detroit Rescue Mission Ministries	05F	LMC	\$7,514.23
2015	9	8151	6036235	Detroit Rescue Mission Ministries	05F	LMC	\$15,138.47
2015	9	8151	6036237	Detroit Rescue Mission Ministries	05F	LMC	\$14,916.61
2015	9	8151	6036240	Detroit Rescue Mission Ministries	05F	LMC	\$23,002.30
2015	9	8151	6037338	Detroit Rescue Mission Ministries	05F	LMC	\$42,929.09
2015	9	8151	6037340	Detroit Rescue Mission Ministries	05F	LMC	\$38,715.59
2015	9	8151	6037509	Detroit Rescue Mission Ministries	05F	LMC	\$12,497.16
2015	9	8155	6016549	Mariners Inn	05F	LMC	\$6,777.60
2015	9	8155	6016555	Mariners Inn	05F	LMC	\$13,287.25
2015	9	8155	6016556	Mariners Inn	05F	LMC	\$7,499.48
2015	9	8155	6016558	Mariners Inn	05F	LMC	\$9,836.79
2015	9	8155	6016560	Mariners Inn	05F	LMC	\$5,779.03
2015	9	8155	6016561	Mariners Inn	05F	LMC	\$7,009.26
2015	9	8155	6016562	Mariners Inn	05F	LMC	\$5,477.61
2015	9	8155	6016563	Mariners Inn	05F	LMC	\$3,012.37
2015	9	8155	6023302	Mariners Inn	05F	LMC	\$6,050.84
2015	9	8155	6023303	Mariners Inn	05F	LMC	\$4,363.35
2015	9	8155	6023304	Mariners Inn	05F	LMC	\$9,649.96
2015	9	8155	6024993	Mariners Inn	05F	LMC	\$5,854.78
					05F	Matrix Code	\$661,894.37
2014	102	8034	5937045	YWCA of Metropolitan Detroit (Interim House)	05G	LMC	\$3,811.37
2014	102	8034	5937054	YWCA of Metropolitan Detroit (Interim House)	05G	LMC	\$10,505.32
2014	102	8034	5954303	YWCA of Metropolitan Detroit (Interim House)	05G	LMC	\$2,099.89
2014	102	8034	5964715	YWCA of Metropolitan Detroit (Interim House)	05G	LMC	\$11,543.23
2014	102	8034	6017917	YWCA of Metropolitan Detroit (Interim House)	05G	LMC	\$3,935.70
2014	102	8034	6017918	YWCA of Metropolitan Detroit (Interim House)	05G	LMC	\$2,203.51
2014	102	8034	6017919	YWCA of Metropolitan Detroit (Interim House)	05G	LMC	\$5,293.26
2014	102	8034	6017922	YWCA of Metropolitan Detroit (Interim House)	05G	LMC	\$4,376.08
2014	102	8034	6018382	YWCA of Metropolitan Detroit (Interim House)	05G	LMC	\$6,079.64
2014	102	8034	6033961	YWCA of Metropolitan Detroit (Interim House)	05G	LMC	\$1,104.77
2015	9	8166	6005250	YWCA of Metropolitan Detroit (Interim House)	05G	LMC	\$3,559.57
2015	9	8166	6008832	YWCA of Metropolitan Detroit (Interim House)	05G	LMC	\$4,258.69
2015	9	8166	6008837	YWCA of Metropolitan Detroit (Interim House)	05G	LMC	\$4,259.59
2015	9	8166	6008838	YWCA of Metropolitan Detroit (Interim House)	05G	LMC	\$5,304.56
2015	9	8166	6008843	YWCA of Metropolitan Detroit (Interim House)	05G	LMC	\$4,061.12
2015	9	8166	6008846	YWCA of Metropolitan Detroit (Interim House)	05G	LMC	\$4,495.76





Office of Community Planning and Development  
 U.S. Department of Housing and Urban Development  
 Integrated Disbursement and Information System  
 PR26 - CDBG Financial Summary Report  
 Program Year 2016  
 DETROIT, MI

DATE: 09-28-17  
 TIME: 19:52  
 PAGE: 28

Plan Year	IDIS Project	IDIS Activity	Voucher Number	Activity Name	Matrix Code	National Objective	Drawn Amount
2015	9	8166	6008850	YWCA of Metropolitan Detroit (Interim House)	05G	LMC	\$18,163.94
2015	9	8166	6019902	YWCA of Metropolitan Detroit (Interim House)	05G	LMC	\$8,311.86
2015	9	8166	6027589	YWCA of Metropolitan Detroit (Interim House)	05G	LMC	\$2,887.47
2015	9	8166	6036771	YWCA of Metropolitan Detroit (Interim House)	05G	LMC	\$10,400.38
					05G	Matrix Code	\$116,655.71
2014	101	8001	6008910	Mercy Education Project	05H	LMC	\$9,001.44
2014	101	8001	6008912	Mercy Education Project	05H	LMC	\$7,030.45
2014	101	8001	6008914	Mercy Education Project	05H	LMC	\$4,756.80
2014	101	8001	6008916	Mercy Education Project	05H	LMC	\$5,391.27
2014	101	8001	6008924	Mercy Education Project	05H	LMC	\$8,343.33
2014	101	8001	6023323	Mercy Education Project	05H	LMC	\$2,141.53
2014	101	8001	6023366	Mercy Education Project	05H	LMC	\$7,146.17
2014	101	8001	6023367	Mercy Education Project	05H	LMC	\$3,353.67
2014	101	8007	5936913	St. Vincent and Sarah Fisher Ctr.	05H	LMC	\$7,819.47
2014	101	8007	5936915	St. Vincent and Sarah Fisher Ctr.	05H	LMC	\$11,766.58
2014	101	8007	5936923	St. Vincent and Sarah Fisher Ctr.	05H	LMC	\$7,819.47
2014	101	8007	5939620	St. Vincent and Sarah Fisher Ctr.	05H	LMC	\$7,819.47
2014	101	8007	5954318	St. Vincent and Sarah Fisher Ctr.	05H	LMC	\$7,819.47
2014	101	8007	5954319	St. Vincent and Sarah Fisher Ctr.	05H	LMC	\$9,053.67
2015	8	8123	5999587	Green Door Initiative	05H	LMC	\$15,048.72
2015	8	8123	6019905	Green Door Initiative	05H	LMC	\$1,345.00
2015	8	8123	6019906	Green Door Initiative	05H	LMC	\$5,325.00
2015	8	8123	6019907	Green Door Initiative	05H	LMC	\$10,155.00
2015	8	8123	6019908	Green Door Initiative	05H	LMC	\$7,625.00
2015	8	8123	6019909	Green Door Initiative	05H	LMC	\$2,220.00
2015	8	8123	6019911	Green Door Initiative	05H	LMC	\$1,515.00
2015	8	8123	6036791	Green Door Initiative	05H	LMC	\$3,525.00
2015	8	8123	6049026	Green Door Initiative	05H	LMC	\$1,500.00
2015	8	8123	6050866	Green Door Initiative	05H	LMC	\$1,200.00
2015	8	8123	6071499	Green Door Initiative	05H	LMC	\$1,770.00
2015	8	8123	6071507	Green Door Initiative	05H	LMC	\$2,791.18
2015	8	8123	6071540	Green Door Initiative	05H	LMC	\$3,992.00
2015	8	8123	6071541	Green Door Initiative	05H	LMC	\$1,469.00
2015	8	8123	6080970	Green Door Initiative	05H	LMC	\$1,300.00
2015	8	8124	6016842	Greening of Detroit (The)	05H	LMC	\$57,945.50
					05H	Matrix Code	\$217,989.19
2014	101	7996	5954311	Jefferson East Business Assoc	05I	LMA	\$5,493.83
2015	8	8125	6017193	Jefferson East Business Assoc	05I	LMC	\$255.90
2015	8	8125	6017196	Jefferson East Business Assoc	05I	LMC	\$1,211.80
2015	8	8125	6017200	Jefferson East Business Assoc	05I	LMC	\$8,281.47
2015	8	8125	6017208	Jefferson East Business Assoc	05I	LMC	\$9,775.61
2015	8	8125	6017211	Jefferson East Business Assoc	05I	LMC	\$7,038.15
2015	8	8125	6026877	Jefferson East Business Assoc	05I	LMC	\$11,453.17
2015	8	8125	6026878	Jefferson East Business Assoc	05I	LMC	\$9,864.35
2015	8	8125	6026880	Jefferson East Business Assoc	05I	LMC	\$6,028.60
2015	8	8125	6026883	Jefferson East Business Assoc	05I	LMC	\$7,983.39
2015	8	8125	6026885	Jefferson East Business Assoc	05I	LMC	\$7,999.77
2015	8	8125	6036773	Jefferson East Business Assoc	05I	LMC	\$9,310.60
2015	8	8125	6040404	Jefferson East Business Assoc	05I	LMC	\$20,796.19
					05I	Matrix Code	\$105,492.83
2013	1	7897	5947343	World Medical Relief	05M	LMC	\$2,661.18
2014	101	7994	6014126	Greater Detroit Agency for Blind	05M	LMC	\$2,544.70
2014	101	7994	6014127	Greater Detroit Agency for Blind	05M	LMC	\$4,699.84
2014	101	7994	6014131	Greater Detroit Agency for Blind	05M	LMC	\$5,405.24
2014	101	7994	6014134	Greater Detroit Agency for Blind	05M	LMC	\$4,165.00
2014	101	7994	6014136	Greater Detroit Agency for Blind	05M	LMC	\$4,448.25



Office of Community Planning and Development  
U.S. Department of Housing and Urban Development  
Integrated Disbursement and Information System  
PR26 - CDBG Financial Summary Report  
Program Year 2016  
DETROIT, MI

DATE: 09-28-17  
TIME: 19:52  
PAGE: 29

Plan Year	IDIS Project	IDIS Activity	Voucher Number	Activity Name	Matrix Code	National Objective	Drawn Amount
2014	101	7994	6020055	Greater Detroit Agency for Blind	05M	LMC	\$5,628.41
2014	101	7994	6020056	Greater Detroit Agency for Blind	05M	LMC	\$7,155.09
2014	101	7994	6020059	Greater Detroit Agency for Blind	05M	LMC	\$5,263.66
2014	101	7994	6020070	Greater Detroit Agency for Blind	05M	LMC	\$6,560.88
2014	101	7994	6020071	Greater Detroit Agency for Blind	05M	LMC	\$2,545.28
2014	101	7997	5939220	Joy-Southfield Development Corporation	05M	LMA	\$6,549.94
2014	101	7997	5939225	Joy-Southfield Development Corporation	05M	LMA	\$7,496.21
2014	101	7997	5939228	Joy-Southfield Development Corporation	05M	LMA	\$7,001.95
2014	101	8011	5973465	World Medical Relief	05M	LMC	\$6,836.41
2014	101	8011	5973467	World Medical Relief	05M	LMC	\$7,274.07
2014	101	8011	5973468	World Medical Relief	05M	LMC	\$8,265.40
2014	101	8011	5973469	World Medical Relief	05M	LMC	\$9,384.04
2014	101	8011	6020698	World Medical Relief	05M	LMC	\$4,776.53
2014	101	8011	6020959	World Medical Relief	05M	LMC	\$4,352.37
2014	101	8011	6020961	World Medical Relief	05M	LMC	\$5,612.68
2014	101	8011	6020962	World Medical Relief	05M	LMC	\$4,790.35
2014	101	8011	6042383	World Medical Relief	05M	LMC	\$19,580.29
2015	8	8126	5962502	Joy-Southfield Development Corporation	05M	LMC	\$2,360.41
2015	8	8126	5962612	Joy-Southfield Development Corporation	05M	LMC	\$4,914.41
2015	8	8126	5990278	Joy-Southfield Development Corporation	05M	LMC	\$7,439.84
2015	8	8126	5990279	Joy-Southfield Development Corporation	05M	LMC	\$9,620.63
2015	8	8126	5990707	Joy-Southfield Development Corporation	05M	LMC	\$2,893.44
2015	8	8126	6016565	Joy-Southfield Development Corporation	05M	LMC	\$13,588.44
2015	8	8126	6016567	Joy-Southfield Development Corporation	05M	LMC	\$8,795.63
2015	8	8126	6020693	Joy-Southfield Development Corporation	05M	LMC	\$9,778.71
2015	8	8126	6020695	Joy-Southfield Development Corporation	05M	LMC	\$5,650.28
2015	8	8126	6020772	Joy-Southfield Development Corporation	05M	LMC	\$1,706.21
2015	8	8126	6023372	Joy-Southfield Development Corporation	05M	LMC	\$852.00
2015	8	8137	6006261	Society of St. Vincent DePaul	05M	LMC	\$6,571.00
2015	8	8137	6006263	Society of St. Vincent DePaul	05M	LMC	\$6,755.97
2015	8	8137	6012533	Society of St. Vincent DePaul	05M	LMC	\$12,581.25
2015	8	8137	6013993	Society of St. Vincent DePaul	05M	LMC	\$7,547.10
2015	8	8137	6013994	Society of St. Vincent DePaul	05M	LMC	\$9,403.73
2015	8	8137	6013997	Society of St. Vincent DePaul	05M	LMC	\$14,860.97
2015	8	8137	6034496	Society of St. Vincent DePaul	05M	LMC	\$3,628.47
2015	8	8137	6034498	Society of St. Vincent DePaul	05M	LMC	\$2,273.51
2015	8	8137	6076059	Society of St. Vincent DePaul	05M	LMC	\$3,931.77
2015	8	8141	6042029	World Medical Relief	05M	LMC	\$5,260.81
2015	8	8141	6042041	World Medical Relief	05M	LMC	\$6,416.24
2015	8	8141	6052255	World Medical Relief	05M	LMC	\$4,938.58
2015	8	8141	6052256	World Medical Relief	05M	LMC	\$4,242.38
2015	8	8141	6052257	World Medical Relief	05M	LMC	\$6,198.97
2015	8	8141	6052259	World Medical Relief	05M	LMC	\$3,595.81
2015	8	8141	6065446	World Medical Relief	05M	LMC	\$4,428.68
2015	8	8141	6065453	World Medical Relief	05M	LMC	\$3,990.52
2015	8	8141	6065458	World Medical Relief	05M	LMC	\$6,232.33
2015	8	8141	6071231	World Medical Relief	05M	LMC	\$3,101.11
2015	8	8141	6071232	World Medical Relief	05M	LMC	\$5,977.33
2015	8	8141	6071233	World Medical Relief	05M	LMC	\$6,234.89
2015	8	8141	6076036	World Medical Relief	05M	LMC	\$6,977.10
2015	9	8159	5961378	Neighborhood Legal Services	05M	LMC	\$39,288.03
2015	9	8159	5961380	Neighborhood Legal Services	05M	LMC	\$14,150.85
2015	9	8159	5961382	Neighborhood Legal Services	05M	LMC	\$19,712.78
2015	9	8159	5962410	Neighborhood Legal Services	05M	LMC	\$10,395.77
2015	9	8159	5962438	Neighborhood Legal Services	05M	LMC	\$21,333.81
2015	9	8159	5976424	Neighborhood Legal Services	05M	LMC	\$19,233.12
2015	9	8159	5981187	Neighborhood Legal Services	05M	LMC	\$20,082.59





Office of Community Planning and Development  
U.S. Department of Housing and Urban Development  
Integrated Disbursement and Information System  
PR26 - CDBG Financial Summary Report  
Program Year 2016  
DETROIT, MI

DATE: 09-28-17  
TIME: 19:52  
PAGE: 30

Plan Year	IDIS Project	IDIS Activity	Voucher Number	Activity Name	Matrix Code	National Objective	Drawn Amount
2015	9	8159	5987218	Neighborhood Legal Services	05M	LMC	\$9,809.22
2015	9	8159	6005252	Neighborhood Legal Services	05M	LMC	\$10,921.15
2015	9	8159	6014001	Neighborhood Legal Services	05M	LMC	\$8,093.70
2015	9	8159	6020268	Neighborhood Legal Services	05M	LMC	\$8,767.91
2015	9	8159	6028310	Neighborhood Legal Services	05M	LMC	\$7,519.35
2015	9	8159	6037352	Neighborhood Legal Services	05M	LMC	\$6,747.64
					05M	Matrix Code	\$541,802.21
2015	9	8144	5981223	Cass Community Social Services (Oasis)	05O	LMC	\$7,183.06
2015	9	8144	5981226	Cass Community Social Services (Oasis)	05O	LMC	\$13,589.24
2015	9	8144	5981227	Cass Community Social Services (Oasis)	05O	LMC	\$10,166.46
2015	9	8144	5981229	Cass Community Social Services (Oasis)	05O	LMC	\$6,280.93
2015	9	8144	5981230	Cass Community Social Services (Oasis)	05O	LMC	\$5,494.17
2015	9	8144	5981233	Cass Community Social Services (Oasis)	05O	LMC	\$5,569.68
2015	9	8144	6005640	Cass Community Social Services (Oasis)	05O	LMC	\$6,955.06
2015	9	8145	6024987	Central United Methodist Church (The NOAH Project)	05O	LMC	\$7,041.82
2015	9	8145	6024988	Central United Methodist Church (The NOAH Project)	05O	LMC	\$9,521.67
2015	9	8145	6024991	Central United Methodist Church (The NOAH Project)	05O	LMC	\$13,132.60
2015	9	8145	6027476	Central United Methodist Church (The NOAH Project)	05O	LMC	\$13,317.66
2015	9	8145	6030405	Central United Methodist Church (The NOAH Project)	05O	LMC	\$13,759.03
2015	9	8145	6042031	Central United Methodist Church (The NOAH Project)	05O	LMC	\$14,653.43
2015	9	8145	6042032	Central United Methodist Church (The NOAH Project)	05O	LMC	\$14,253.35
2015	9	8145	6042033	Central United Methodist Church (The NOAH Project)	05O	LMC	\$12,701.00
2015	9	8145	6042379	Central United Methodist Church (The NOAH Project)	05O	LMC	\$16,021.21
2015	9	8145	6042381	Central United Methodist Church (The NOAH Project)	05O	LMC	\$11,046.90
2015	9	8145	6047400	Central United Methodist Church (The NOAH Project)	05O	LMC	\$270.00
2015	9	8145	6061288	Central United Methodist Church (The NOAH Project)	05O	LMC	\$7,670.84
2015	9	8145	6061290	Central United Methodist Church (The NOAH Project)	05O	LMC	\$4,260.38
2015	9	8152	5971556	Emmanuel House (Recovery)	05O	LMC	\$37,582.77
2015	9	8152	6033966	Emmanuel House (Recovery)	05O	LMC	\$5,019.45
2015	9	8152	6033968	Emmanuel House (Recovery)	05O	LMC	\$7,788.54
2015	9	8152	6053057	Emmanuel House (Recovery)	05O	LMC	\$3,228.87
2015	9	8152	6053058	Emmanuel House (Recovery)	05O	LMC	\$11,330.34
2015	9	8152	6053059	Emmanuel House (Recovery)	05O	LMC	\$8,064.84
2015	9	8152	6066247	Emmanuel House (Recovery)	05O	LMC	\$11,584.69
2015	9	8164	6005253	St. John Community Center	05O	LMC	\$4,500.00
2015	9	8164	6005255	St. John Community Center	05O	LMC	\$10,513.60
2015	9	8164	6005261	St. John Community Center	05O	LMC	\$4,643.94
2015	9	8164	6005262	St. John Community Center	05O	LMC	\$4,500.00
2015	9	8164	6005264	St. John Community Center	05O	LMC	\$4,679.95
2015	9	8164	6005265	St. John Community Center	05O	LMC	\$4,500.00
2015	9	8164	6005266	St. John Community Center	05O	LMC	\$4,717.97
2015	9	8164	6006265	St. John Community Center	05O	LMC	\$6,293.30
2015	9	8164	6006266	St. John Community Center	05O	LMC	\$10,234.96
2015	9	8164	6007265	St. John Community Center	05O	LMC	\$1,692.00
2015	9	8164	6008870	St. John Community Center	05O	LMC	\$4,500.00
2015	9	8164	6008871	St. John Community Center	05O	LMC	\$4,500.00
2015	9	8164	6008872	St. John Community Center	05O	LMC	\$15,719.16
2015	9	8164	6008888	St. John Community Center	05O	LMC	\$50.00
					05O	Matrix Code	\$358,532.87
2014	101	7991	5940809	Detroit Non-Profit Housing Corp	05U	LMC	\$11,598.00
2014	101	7991	5962635	Detroit Non-Profit Housing Corp	05U	LMC	\$1,836.16
2014	101	8004	5990873	SEED	05U	LMC	\$4,335.33
2014	101	8004	5990875	SEED	05U	LMC	\$302.71
2014	101	8004	5990876	SEED	05U	LMC	\$39.54
2014	101	8004	5990878	SEED	05U	LMC	\$764.40
					05U	Matrix Code	\$18,876.14



Office of Community Planning and Development  
 U.S. Department of Housing and Urban Development  
 Integrated Disbursement and Information System  
 PR26 - CDBG Financial Summary Report  
 Program Year 2016  
 DETROIT, MI

DATE: 09-28-17  
 TIME: 19:52  
 PAGE: 31

Plan Year	IDIS Project	IDIS Activity	Voucher Number	Activity Name	Matrix Code	National Objective	Drawn Amount
Total							\$6,886,333.14

LINE 37 DETAIL: ACTIVITIES INCLUDED IN THE COMPUTATION OF LINE 37

Plan Year	IDIS Project	IDIS Activity	Voucher Number	Activity Name	Matrix Code	National Objective	Drawn Amount
2009	2	6999	5936936	HOMELESS ACTION NETWORK OF DETROIT	20		\$512.26
2009	2	6999	5962316	HOMELESS ACTION NETWORK OF DETROIT	20		\$696.10
2009	2	6999	5963430	HOMELESS ACTION NETWORK OF DETROIT	20		\$769.13
2009	2	6999	5963433	HOMELESS ACTION NETWORK OF DETROIT	20		\$843.00
2009	2	6999	5964224	HOMELESS ACTION NETWORK OF DETROIT	20		\$1,084.89
2009	2	6999	5974359	HOMELESS ACTION NETWORK OF DETROIT	20		\$1,290.96
2009	2	6999	5995028	HOMELESS ACTION NETWORK OF DETROIT	20		\$1,122.24
2009	2	6999	5995029	HOMELESS ACTION NETWORK OF DETROIT	20		\$571.46
2009	2	6999	6005648	HOMELESS ACTION NETWORK OF DETROIT	20		\$720.28
2009	2	6999	6030395	HOMELESS ACTION NETWORK OF DETROIT	20		\$1,592.58
2015	1	8197	5958120	Planning General	20		\$1,521.00
2015	1	8197	5960249	Planning General	20		\$44,650.00
2015	1	8197	5960256	Planning General	20		\$53,950.00
2015	1	8197	5960260	Planning General	20		\$51,300.00
2015	1	8197	5960267	Planning General	20		\$7,000.00
2015	1	8197	5960269	Planning General	20		\$9,000.00
2015	1	8197	6004633	Planning General	20		\$17,048.36
2015	1	8197	6008840	Planning General	20		\$2,371.60
2015	1	8197	6012217	Planning General	20		\$14,274.18
2015	1	8197	6031884	Planning General	20		\$91,163.12
2015	1	8197	6045226	Planning General	20		\$5,513.55
2015	1	8197	6057584	Planning General	20		\$3,580.64
2015	1	8215	6031888	Planning General - INDIRECT	20		\$52,099.72
2015	16	8363	6033355	Planning (CDBG-DDR)	20		\$59,804.64
2015	16	8363	6033959	Planning (CDBG-DDR)	20		\$124,822.00
2015	16	8363	6036228	Planning (CDBG-DDR)	20		\$46,152.00
2015	16	8363	6047614	Planning (CDBG-DDR)	20		\$95,445.17
2015	16	8363	6056152	Planning (CDBG-DDR)	20		\$154,618.42
2015	16	8363	6058500	Planning (CDBG-DDR)	20		\$71,828.91
2015	16	8363	6068918	Planning (CDBG-DDR)	20		\$29,118.86
2015	16	8363	6069805	Planning (CDBG-DDR)	20		\$90,956.67
2016	12	8349	6017025	Eight Mile Blvd	20		\$20,700.00
2016	12	8352	6022479	Planning Studies	20		\$60,500.00
2016	12	8352	6023597	Planning Studies	20		\$3,465.00
2016	12	8352	6026872	Planning Studies	20		\$55,200.00
2016	12	8352	6026874	Planning Studies	20		\$54,617.28
2016	12	8352	6032146	Planning Studies	20		\$79,477.52
2016	12	8352	6032476	Planning Studies	20		\$74,300.00
2016	12	8352	6033136	Planning Studies	20		\$95,850.00
2016	12	8352	6056168	Planning Studies	20		\$53,850.00
2016	12	8352	6057855	Planning Studies	20		\$43,959.00
2016	12	8352	6072691	Planning Studies	20		\$62,380.00
2016	12	8353	6034406	Planning General (Direct)	20		\$737,274.05
2016	12	8353	6034463	Planning General (Direct)	20		\$114,759.62
2016	12	8353	6055537	Planning General (Direct)	20		\$4,064.10
2016	12	8353	6062052	Planning General (Direct)	20		\$269,661.46
2016	12	8353	6071615	Planning General (Direct)	20		\$108,171.24
2016	12	8353	6072685	Planning General (Direct)	20		\$57,317.40
2016	12	8353	6073504	Planning General (Direct)	20		\$10,101.12
2016	12	8353	6073880	Planning General (Direct)	20		\$91,000.00



Office of Community Planning and Development  
 U.S. Department of Housing and Urban Development  
 Integrated Disbursement and Information System  
 PR26 - CDBG Financial Summary Report  
 Program Year 2016  
 DETROIT, MI

DATE: 09-28-17  
 TIME: 19:52  
 PAGE: 32

Plan Year	IDIS Project	IDIS Activity	Voucher Number	Activity Name	Matrix Code	National Objective	Drawn Amount
2016	12	8354	6034421	Planning General (Indirect)	20		\$486,937.24
2016	12	8354	6062053	Planning General (Indirect)	20		\$211,890.81
2016	12	8354	6071617	Planning General (Indirect)	20		\$61,819.86
2016	12	8354	6072687	Planning General (Indirect)	20		\$32,756.86
					20	Matrix Code	\$3,825,474.30
2013	11	7944	5937238	Administration - Direct	21A		\$583.05
2013	11	7944	6008901	Administration - Direct	21A		\$405.00
2013	14	7950	6024627	NSS Admin/Planning - Direct	21A		\$240.37
2013	14	7950	6033155	NSS Admin/Planning - Direct	21A		\$675.00
2013	14	7950	6059685	NSS Admin/Planning - Direct	21A		\$225.00
2014	60	8077	6033153	Administration (Direct)	21A		\$675.00
2014	60	8077	6052251	Administration (Direct)	21A		\$5,161.30
2015	1	8213	5969714	Administration (Direct)	21A		\$13,151.76
2015	1	8213	5972922	Administration (Direct)	21A		\$20,619.21
2015	1	8213	5985063	Administration (Direct)	21A		\$417.00
2015	1	8213	6000995	Administration (Direct)	21A		\$15,147.26
2015	1	8213	6007836	Administration (Direct)	21A		\$201,281.34
2015	1	8213	6010048	Administration (Direct)	21A		\$227,347.84
2015	1	8213	6012237	Administration (Direct)	21A		\$2.97
2015	1	8213	6022418	Administration (Direct)	21A		\$179,516.67
2015	1	8213	6030141	Administration (Direct)	21A		\$158,172.42
2015	1	8213	6065533	Administration (Direct)	21A		\$119,488.32
2015	1	8214	6030136	Administration (Indirect)	21A		\$90,345.73
2015	1	8214	6065535	Administration (Indirect)	21A		\$68,264.71
2015	1	8216	6030030	NSS Adm/Pfn (Direct)	21A		\$127,257.11
2015	1	8216	6077793	NSS Adm/Pfn (Direct)	21A		\$158,161.79
2015	1	8217	6030134	NSS Adm/Pfn (Indirect)	21A		\$72,649.85
2015	1	8217	6078422	NSS Adm/Pfn (Indirect)	21A		\$90,389.46
2015	26	8326	5998395	Administration (CDBG-DDR)	21A		\$56,366.99
2015	26	8326	6060176	Administration (CDBG-DDR)	21A		\$5,028.59
2015	26	8326	6068052	Administration (CDBG-DDR)	21A		\$12,878.55
2015	26	8326	6068053	Administration (CDBG-DDR)	21A		\$8,619.93
2015	26	8326	6068058	Administration (CDBG-DDR)	21A		\$8,632.93
2015	26	8326	6068060	Administration (CDBG-DDR)	21A		\$8,632.95
2015	26	8326	6068127	Administration (CDBG-DDR)	21A		\$8,632.93
2015	26	8326	6068129	Administration (CDBG-DDR)	21A		\$8,632.94
2015	26	8326	6068131	Administration (CDBG-DDR)	21A		\$12,949.40
2015	26	8326	6072688	Administration (CDBG-DDR)	21A		\$2,508.82
2015	26	8326	6073893	Administration (CDBG-DDR)	21A		\$1,600.21
2015	26	8326	6076087	Administration (CDBG-DDR)	21A		\$47,414.89
2016	12	8350	6033162	Administration (Direct)	21A		\$4,050.00
2016	12	8350	6034364	Administration (Direct)	21A		\$431,336.20
2016	12	8350	6058807	Administration (Direct)	21A		\$0.50
2016	12	8350	6059679	Administration (Direct)	21A		\$1,350.00
2016	12	8350	6065536	Administration (Direct)	21A		\$44,297.13
2016	12	8350	6065977	Administration (Direct)	21A		\$44,297.09
2016	12	8350	6067577	Administration (Direct)	21A		\$22,146.25
2016	12	8351	6034366	Administration (Indirect)	21A		\$246,508.64
2016	12	8351	6065537	Administration (Indirect)	21A		\$25,315.81
2016	12	8351	6065980	Administration (Indirect)	21A		\$25,315.79
2016	12	8351	6067578	Administration (Indirect)	21A		\$12,656.58
2016	12	8351	6068754	Administration (Indirect)	21A		\$25,315.81
2016	12	8356	6033163	Office of Hsg Underwriting-Supportive Hsg (Direct)	21A		\$2,025.00
2016	12	8356	6059688	Office of Hsg Underwriting-Supportive Hsg (Direct)	21A		\$675.00
2016	12	8358	6017132	Office of Programmatic NCF & CDBG Initiatives (Direct)	21A		\$675.00
2016	12	8358	6027472	Office of Programmatic NCF & CDBG Initiatives (Direct)	21A		\$9.54
2016	12	8358	6027474	Office of Programmatic NCF & CDBG Initiatives (Direct)	21A		\$5.64





Office of Community Planning and Development  
 U.S. Department of Housing and Urban Development  
 Integrated Disbursement and Information System  
 PR26 - CDBG Financial Summary Report  
 Program Year 2016  
 DETROIT, MI

DATE: 09-28-17  
 TIME: 19:52  
 PAGE: 33

Plan Year	IDIS Project	IDIS Activity	Voucher Number	Activity Name	Matrix Code	National Objective	Drawn Amount
2016	12	8358	6027475	Office of Programmatic NCF & CDBG Initiatives (Direct)	21A		\$117.78
2016	12	8358	6033166	Office of Programmatic NCF & CDBG Initiatives (Direct)	21A		\$4,050.00
2016	12	8358	6034369	Office of Programmatic NCF & CDBG Initiatives (Direct)	21A		\$239,024.44
2016	12	8358	6042037	Office of Programmatic NCF & CDBG Initiatives (Direct)	21A		\$19.04
2016	12	8358	6059690	Office of Programmatic NCF & CDBG Initiatives (Direct)	21A		\$1,350.00
2016	12	8358	6065538	Office of Programmatic NCF & CDBG Initiatives (Direct)	21A		\$42,799.91
2016	12	8358	6065540	Office of Programmatic NCF & CDBG Initiatives (Direct)	21A		\$42,531.00
2016	12	8358	6069268	Office of Programmatic NCF & CDBG Initiatives (Direct)	21A		\$46,623.97
2016	12	8358	6069796	Office of Programmatic NCF & CDBG Initiatives (Direct)	21A		\$25,308.35
2016	12	8359	6034368	Office of Programmatic NCF & CDBG Initiatives (Indirect)	21A		\$136,602.47
2016	12	8359	6065539	Office of Programmatic NCF & CDBG Initiatives (Indirect)	21A		\$24,460.15
2016	12	8359	6065541	Office of Programmatic NCF & CDBG Initiatives (Indirect)	21A		\$24,306.47
2016	12	8359	6069270	Office of Programmatic NCF & CDBG Initiatives (Indirect)	21A		\$26,645.60
2016	12	8359	6069800	Office of Programmatic NCF & CDBG Initiatives (Indirect)	21A		\$14,463.73
						Matrix Code	\$3,246,360.18
<b>Total</b>							<b>\$7,071,834.48</b>

PS Cap Adjustment for Line 30

IDIS Activity #	Activity Name	Funded	Draw Thru Amou	Draw In Amour	Obligation Balance
7897	World Medical Relief	103,837.89	103,837.89	2,661.18	0
8119	Detroit Area Pre-College Engineering Program (DAPC)	61,000.00	3,076.36	3,076.36	57,923.64
7630	Bank on Detroit	100,000.00	4,342.86	4,342.86	95,657.14
8004	SEED	75,000.00	74,788.55	5,441.98	211.45
7996	Jefferson East Business Assoc	100,000.00	92,682.55	5,493.83	7,317.45
8026	Neighborhood Service Organization (NSO)	100,000.00	99,999.97	10,311.11	0.03
7990	Delray United Action Council	100,000.00	99,715.17	12,189.15	284.83
7991	Detroit Non-Profit Housing Corp	75,000.00	71,218.36	13,434.16	3,781.64
7900	Clark Park Coalition	150,000.00	141,716.03	14,756.92	8,283.97
8150	Detroit Non-Profit Housing	100,000.00	15,792.76	15,792.76	84,207.24
7211	THINK DETROIT	50,000.00	50,000.00	17,864.67	0
7997	Joy-Southfield Development Corporation	100,000.00	100,000.00	21,048.10	0
8163	Southwest Counseling Solutions	350,000.00	22,314.62	22,314.62	327,685.38
8266	L & L Adult Day Care	60,000.00	25,885.25	25,885.25	34,114.75
8276	St. Patrick Senior Center	60,000.00	27,405.23	27,405.23	32,594.77
8135	Project Seed	29,831.85	29,831.85	29,831.85	0
8028	Southwest Counseling Solutions	89,417.25	89,417.25	34,765.85	0
7993	East Michigan Christian	36,147.36	36,147.36	36,147.36	0
8140	Teen Hype	50,000.00	36,284.67	36,284.67	13,715.33
8129	Mack Alive	61,000.00	36,921.40	36,921.40	24,078.60
8130	Matrix Human Services/Reuther Senior Services	82,229.40	41,482.29	41,482.29	40,747.11
7999	LASED	74,999.95	74,999.95	41,878.18	0
7988	Coleman Young	75,000.00	63,482.80	43,820.05	11,517.20
8001	Mercy Education Project	75,000.00	47,164.66	47,164.66	27,835.34
7994	Greater Detroit Agency for Blind	100,000.00	99,685.96	48,416.35	314.04
7995	International Institute of Metropolitan Detroit, Inc.	100,000.00	88,212.34	48,955.70	11,787.66
8003	Mosaic Youth Theater of Detroit	75,000.00	49,499.18	49,499.18	25,500.82
8117	Clark Park Coalition	49,932.70	49,932.70	49,932.70	0
8034	YWCA of Metropolitan Detroit (Interim House)	100,000.00	100,000.00	50,952.77	0
8007	St. Vincent and Sarah Fisher Ctr.	100,000.00	100,000.00	52,098.13	0
8136	Siena Literacy Center	61,000.00	54,865.73	54,865.73	6,134.27
8142	YMCA	61,000.00	55,087.27	55,087.27	5,912.73
8144	Cass Community Social Services (Oasis)	84,600.00	55,238.60	55,238.60	29,361.40
8131	Mercy Education Project	61,000.00	55,933.53	55,933.53	5,066.47
7989	Detroit Area Pre College Engineering Program (DAPC)	100,000.00	100,000.00	56,227.14	0
8124	Greening of Detroit (The)	57,945.50	57,945.50	57,945.50	0
8123	Green Door Initiative	61,000.00	59,480.90	59,480.90	1,519.10
8019	Forgotten Harvest	75,000.00	60,396.21	60,396.21	14,603.79
8120	Dominican Literacy Center	60,993.14	60,993.14	60,993.14	0
8115	Accounting Aid Society	61,000.00	61,000.00	61,000.00	0
8013	Cass Community Social Services (Oasis)	100,000.00	94,179.64	62,871.01	5,820.36
8166	YWCA of Metropolitan Detroit (Interim House)	84,600.00	65,702.94	65,702.94	18,897.06
8137	Society of St. Vincent DePaul	67,600.00	67,553.77	67,553.77	46.23
8141	World Medical Relief	67,600.00	67,594.75	67,594.75	5.25
8126	Joy-Southfield Development Corporation	67,600.00	67,600.00	67,600.00	0
8011	World Medical Relief	75,000.00	70,872.14	70,872.14	4,127.86
8118	Delray United Action Council	82,229.40	71,393.76	71,393.76	10,835.64
8127	L&L Adult Day Care	82,229.40	82,229.40	74,486.15	0
8033	United Community Housing Coalition	75,000.00	75,000.00	75,000.00	0
8031	Travelers Aid	100,000.00	77,699.88	77,699.88	22,300.12
8020	Freedom House	100,000.00	77,780.97	77,780.97	22,219.03
8146	Coalition on Temporary Shelter (COTS)	84,600.00	79,324.37	79,324.37	5,275.63
8164	St. John Community Center	81,044.88	81,044.88	81,044.88	0

PS Cap Adjustment for Line 30

IDIS Activity #	Activity Name	Funded	Draw Thru Amou	Draw In Amour	Obligation Balance
8321	Wellspring	81,369.63	81,369.63	81,369.63	0
8128	LASED	82,229.40	82,229.40	82,229.40	0
8139	St Patrick's Senior Center	82,229.40	82,229.40	82,229.40	0
8156	Matrix Human Services	84,600.00	84,186.00	84,186.00	414
8147	Community Social Service of Wayne County	84,369.14	84,369.14	84,369.14	0
8143	Alternatives for Girls	84,600.00	84,580.49	84,580.49	19.51
8155	Mariners Inn	84,598.32	84,598.32	84,598.32	0
8152	Emmanuel House (Recovery)	84,599.50	84,599.50	84,599.50	0
8149	Covenant House of Michigan	84,600.00	84,600.00	84,600.00	0
8162	Salvation Army (The)	84,600.00	84,600.00	84,600.00	0
8116	Alkebu-lan Village	91,501.25	91,501.25	91,501.25	0
8154	Legal Aid And Defender Association	100,000.00	98,132.75	98,132.75	1,867.25
8012	Alternatives for Girls	100,000.00	99,479.12	99,479.12	520.88
8000	Matrix Human Services/Ruether Senior Services	100,000.00	99,922.19	99,922.19	77.81
8165	United Community Housing Coalition	99,998.25	99,998.25	99,998.25	0
8125	Jefferson East Business Assoc	100,000.00	99,999.00	99,999.00	1
8030	THAW	100,000.00	99,999.90	99,999.90	0.1
8015	Coalition on Temporary Shelter (COTS)	100,000.00	100,000.00	100,000.00	0
8017	Detroit Rescue Mission Ministries (Gen. III)	100,000.00	100,000.00	100,000.00	0
8133	People's Community Service	100,000.00	100,000.00	100,000.00	0
8134	Police Athletic League	100,705.60	100,705.60	100,705.60	0
8317	Cass Community Social Services (Warming Center)	135,000.00	135,000.00	135,000.00	0
8145	Central United Methodist Church (The NOAH Project	137,649.89	137,649.89	137,649.89	0
8325	Summer Jobs Program (NRSA 5)	157,047.02	157,047.02	157,047.02	0
8324	Summer Jobs Program (NRSA 4)	177,436.23	177,436.23	177,436.23	0
8157	Michigan Legal Services	187,338.19	187,338.19	187,338.19	0
8151	Detroit Rescue Mission Ministries	194,123.10	194,123.10	194,123.10	0
8159	Neighborhood Legal Services	196,055.92	196,055.92	196,055.92	0
8160	Neighborhood Service Organization (NSO)	324,011.69	196,571.08	196,571.08	127,440.61
8323	Summer Jobs Program (NRSA 3)	299,761.80	299,761.80	299,761.80	0
8322	Summer Jobs Program (NRSA 2)	865,754.95	865,754.95	865,754.95	0
					\$ 1,090,024.49 Total Obligation
					\$ 1,500,000.00 Total NRSA

Admin/Plan obligation bal

IDIS Activity	Activity Name	Funded	Draw Thru Amour	Draw In Amount	Obligation Balance
6999	HOMELESS ACTION NETWORK OF DETRI	75,000.00	18,593.57	9,202.90	56,406.43
7944	Administration - Direct	2,806,029.61	2,806,029.61	988.05	0
7950	NSS Admin/Planning - Direct	811,054.02	811,054.02	1,140.37	0
8077	Administration (Direct)	2,001,536.84	1,994,989.94	5,836.30	6,546.90
8197	Planning General	652,319.19	652,319.19	301,372.45	0
8213	Administration (Direct)	1,573,756.68	1,573,756.68	935,144.79	0
8214	Administration (Indirect)	522,169.09	522,169.09	158,610.44	0
8215	Planning General - INDIRECT	251,896.91	251,896.91	52,099.72	0
8216	NSS Adm/Pln (Direct)	1,019,500.00	981,887.90	285,418.90	37,612.10
8217	NSS Adm/Pln (Indirect)	581,224.00	561,071.34	163,039.31	20,152.66
8363	Planning (CDBG-DDR)	1,600,000.00	672,746.67	672,746.67	927,253.33
8326	Administration (CDBG-DDR)	550,000.00	181,899.13	181,899.13	368,100.87
8349	Eight Mile Blvd	20,700.00	20,700.00	20,700.00	0
8350	Administration (Direct)	771,953.00	547,477.17	547,477.17	224,475.83
8351	Administration (Indirect)	335,112.63	335,112.63	335,112.63	0
8352	Planning Studies	1,500,000.00	583,598.80	583,598.80	916,401.20
8353	Planning General (Direct)	1,535,473.00	1,392,348.99	1,392,348.99	143,124.01
8354	Planning General (Indirect)	959,670.00	793,404.77	793,404.77	166,265.23
8356	Office of Hsg Underwriting-Supportive F	316,298.00	2,700.00	2,700.00	313,598.00
8358	Office of Programmatic NOF & CDBG In	736,406.00	402,514.67	402,514.67	333,891.33
8359	Office of Programmatic NOF & CDBG In	460,253.00	226,478.42	226,478.42	233,774.58
<b>Total Commitments</b>				<b>\$</b>	<b>3,747,602.47</b>

## CR 40 Monitoring

### CR-40 - Monitoring 91.220 and 91.230

**Describe the standards and procedures used to monitor activities carried out in furtherance of the plan and used to ensure long-term compliance with requirements of the programs involved, including minority business outreach and the comprehensive planning requirements**

The Housing & Revitalization Department (HRD) is the responsible agency for ensuring compliance with all regulatory and statutory requirements relative to Community Planning and Development awards for the City of Detroit. Subrecipient contracts and service-level agreements are executed with partner agencies to facilitate programmatic activities. The agreements detail assigned responsibilities and performance measures to establish accountability standards. An enhanced monitoring strategy is used to assess subrecipient performance and program effectiveness. Also, more effective work standards and protocols were established to thwart and mitigate challenges that could impede successful program performance. To be more strategic in our efforts and maximize available resources, risk assessments are applied to draft monitoring plans. Risk analyses target attention to program activities and participants that represent the greatest risk and susceptibility to fraud, waste and mismanagement. Once the level of risk is determined for each subrecipient, the appropriate monitoring strategy is implemented to achieve the following objectives:

1. To determine if a subrecipient is carrying out its community development program, and its individual activities, as described in the application for assistance and the Subrecipient Agreement.
2. To determine if a subrecipient is carrying out its activities in a timely manner, in accordance with the schedule included in the Agreement.
3. To determine if a subrecipient is charging costs to the project that is eligible under applicable laws and regulations and reasonable in light of the services or products delivered.
4. To determine if a subrecipient is conducting its activities with adequate control over program and financial performance, and in a way that minimizes opportunities for waste, mismanagement, fraud, and abuse.
5. To assess if the subrecipient has a continuing capacity to carry out the approved project, as well as future grants for which it may apply.
6. To identify potential problem areas and to assist the subrecipient in complying with applicable laws and regulations.
7. To assist subrecipients in resolving compliance problems through discussion, negotiation, and the provision of technical assistance and training.
8. To provide adequate follow-up measures to ensure that performance and compliance deficiencies are corrected by subrecipients, and not repeated.
9. To ensure that required records are maintained to demonstrate compliance with applicable regulations.



HRD's monitoring plan involves a collaborative approach of programmatic and financial monitoring. HRD's program staff is responsible for monitoring the programmatic efforts of our subrecipients and service partners. Each project is assigned a dedicated analyst to complete an initial assessment of each contract award and facilitate programmatic monitoring of all subrecipient activities as defined in the executed agreement. The City of Detroit's Office of Grants Management (OGM) is assigned to conduct financial monitoring of covered activities. As the project advances, each organization is further evaluated for performance and effectiveness. This information is considered when determining future awards, as well. Below are more specific monitoring processes for HRD programs and activities.

### **COMMUNITY DEVELOPMENT BLOCK GRANT**

**Scheduled Program Site Monitoring:** Once a sub-recipient has been identified for an on-site program monitoring, a monitoring date is established with the subgrantee. A formal written letter is forwarded to the organization at least two (2) weeks prior to the scheduled visit (where possible), confirming the meeting date, purpose, as well as advising of specific documents, processes and areas subject to review. During this visit, staff will verify that the programs outlined in the contract scope are being carried out as described in the agreement, as well as review documentation, conduct interviews with staff, and complete site inspections. The HRD staff conducting the program monitoring shall inform the subrecipient of any program findings and/or concerns within thirty (30) days after the conclusion of the monitoring visit.

**Unscheduled Program Site Visit:** When necessary, staff may be required to conduct unscheduled visits to investigate and confirm critical information and/or egregious practices that could pose serious threats to the program.

**Desk Monitoring:** Desk Monitoring is performed on each contract award to ensure the standards and requirements are met according to the subrecipient agreement, department policy, and regulatory requirements. Assigned program analysts complete a Desk Monitoring Review Checklist that includes reviews of support and reimbursement documentation, as well as performance reports. Feedback regarding subrecipient operations are communicated through deficiency letters and other documentation, as needed.

### **Public Facility Rehabilitation Program**

The Public Facility Rehabilitation program is a construction based grant program. Subrecipients receive CDBG funds for rehabilitation costs of public facilities that have CDBG-eligible public services activities. After an award is granted, the HRD staff monitors the award as follows:

1. Requiring the subrecipient to submit a final inspection that is certified by a licensed architect or engineer
2. Requiring ongoing public service activities within facility for 5-years
3. Filing a lien encumbering the facility
4. Conducting periodic on-site visits to ensure progress on a project and adherence to the award contract

### **EMERGENCY SOLUTIONS GRANT**

In order to manage ESG subrecipient risk, the City of Detroit conducts a thorough vetting of subrecipients prior to grant award in the procurement process. Following award, ESG compliance monitoring is driven by a risk assessment that is completed jointly with the HRD and OGM. Prior to expenditure, the programmatic and financial team meet to assess risk on the basis of three key factors: grant management, financial management and services, and satisfaction.

The risk assessment drives on-site and desk monitoring with the general expectation that all groups will have an on-site monitoring at least once every other year. Monitoring encompasses ESG program awards, but all CDBG funds are utilized as match.

Monitoring is conducted monthly through payment review. Also, all groups will receive a desk monitoring each year to ensure documentation of homelessness status, recertification of program participants and compliance with the Detroit Continuum of Care's written standards. In cases where findings are identified, corrective actions plans with clear timeframes are identified. Subrecipients who are not responsive to this process may face the loss of grant funds.

### **FINANCIAL MONITORING**

OGM is obligated to conduct financial monitoring for all subrecipients receiving grant funding in accordance with federal, state and local government requirements. Their purpose is to provide uniformity and guidance for grantee departments. The monitoring process includes conducting a desk audit requiring a telephone interview and requesting answers to a series of questions, or an on-site monitoring review in which both relates to inquiry regarding internal controls and financial management. During both reviews, a request is made for specific documentation that will substantiate the answers provided by the subrecipient. Through regular monitoring, the audit staff ensures that the subrecipients abide by all the applicable federal, state and local standards and contract specifications. During this process, the audit staff also monitors for the potential of fraud, waste, mismanagement, and/or other opportunities for potential abuse. The

audit staff also works with subrecipients to provide guidance in correcting identified deficiencies through discussion and or technical assistance.

As part of the year-end audit requirements, subrecipients are required to submit fiscal reports. Non-profit organizations expending more than \$750,000 in federal funds are required to submit a copy of their Single Audit to adhere to the OMB A-133 Audit requirements. The Single Audit serves as an additional monitoring tool used to evaluate the fiscal accountability of subrecipients and is required to be submitted whether or not there were findings. If the Single Audit is not applicable the subrecipient must ensure that Audited Financial Statements are submitted for a desk review.

### **HOPWA**

The Detroit Health Department monitors the HOPWA contract and Southeastern Michigan Health Association (SEMHA) staff administer the HOPWA program and assures program quality management with fiscal and program monitoring.

### **HOME**

The Program Administrator (PA) for the HOME Investor Compliance Monitoring implements required guidelines and procedures to monitor, review and perform scheduled on-site inspections of HOME-assisted rental housing to determine compliance with household housing costs, household income guidelines, and Section 8 Housing Quality Standards (HQS), and procedures to comply with post-rehabilitation lead-based paint activities for rental properties rehabilitated using HOME funds. The PA schedules a compliance monitoring, necessary to complete compliance monitoring requirements on all HOME-assisted units. The PA submits a HOME Compliance Monitoring schedule to HRD management for review and approval. Staff will conduct a site inspection of rental units for HQS compliance and compliance with HUD's Lead-Based Paint Regulations for projects rehabilitated using HOME funds. HRD staff reviews the HQS report and notify owners of compliance or non-compliance. Review all leases of HOME-assisted units to ensure leases are in compliance with the Affordable Housing Restriction document executed at loan closing.



# Multi-Family Unit Compliance Inspections

Housing & Revitalization as of 9/27/2017										
Housing Services Division										
Multi-Family Unit Compliance Inspections for July 1, 2013 thru June 30, 2017										
Project Name Address Total No. of Units	Min. of # of Units to Inspect	Total # of Affordable Housing Units	IDIS Completion Date	Site Insp. Frequency 1, 2, or 3 years	Annual File Review Date Compl	Date of Compliance for 2013	Date of Compliance for 2014	Date of Compliance for 2015	Date of Compliance for 2016	Pending Status
1 Elmwood Towers 1325 Chene 168 units	34	168	5/13/94	every year	11/16/16'	11/16/2016'		N/A	N/A	Final Project Compliance Pending Inspection requested for 14
2 CCNDC 677 W. Alexandrine 46 units	9	46	7/16/96	every year	12/16/16'		N/A	N/A	N/A	Final Inspections requested for 13 compliance period ended.
3 SWAN 2009 Military 3 units	3	3	12/10/97	every 3 years	N/A	N/A	N/A	N/A	N/A	Final Project Compliance Issued
4 Julia Smith 6749 - 51. Floyd 2 units		2	6/12/97	every 3 years	N/A	N/A	N/A	N/A	N/A	Final Project Compliance Issued
6 Anita Martin 141 Gladstone 4 units	4	4	11/14/95	every 3 years	12/4/13	N/A	N/A	N/A	N/A	Final Project Compliance Issued
7 Eastside Transitional Center 14200 Kercheval 30 units	6	30	7/8/97	every year	12/9/16'		N/A	N/A	N/A	Final Inspections requested for 13 compliance period ended.
8 Arthur & Shirley Thomas 11423 - 25 Hartwell 2 units	2	2	10/14/97	every 3 years	10/14/13	N/A	N/A	N/A	N/A	Final Project Compliance Issued
9 Tinesha Levette Darzene Inc. 2490 Conland 2 units	2	2	12/9/97	every 3 years		N/A	N/A	N/A	N/A	Final Project Compliance Issued
10 Henry & Mary Walker 1649 Hurbut 1 unit	1	1	2/20/97	every 3 years		N/A	N/A	N/A	N/A	Final Project Compliance Issued
11 Alexander Court 9331-75 Rutherford 36 units Southwest NPHC	7	36	6/14/98	every year	6/1/15	42725	N/A	N/A	N/A	Final Project Compliance Issued
12 388 W. Grand Blvd. 20 units Pilgrim Village	5	22	12/22/98	every 2 years	9/29/16'		N/A	N/A	N/A	Final Inspections requested for 13 compliance period ended.
13 15913-49 Quincy 22 units Westwill Apts.	12	60	6/29/99	every year	8/11/15		N/A	N/A	N/A	Final Inspections requested for 13 compliance period ended.
14 640 W. Willis 60 units Redeemer CDC Rehoboth	6	31	8/29/99	every year	6/29/2015		N/A	N/A	N/A	Final Inspections requested for 13 compliance period ended.
15 8430 Linwood 31 units										

Housing & Revitalization as of 9/27/2017										
Housing Services Division										
Multi-Family Unit Compliance Inspections for July 1, 2013 thru June 30, 2017										
Project Name Address Total No. of Units	Min. of # of Units to Inspect	Total # of Affordable Housing Units	IDIS Completion Date	Site Insp. Frequency 1, 2, or 3 years	Annual File Review Date Compl	Date of Compliance for 2013	Date of Compliance for 2014	Date of Compliance for 2015	Date of Compliance for 2016	Pending Status
16 Victor - Altar	6	29	6/23/99	every year	6/25/15		N/A	N/A	N/A	Final Inspections requested for 13 compliance period ended.
1324 - 36 Porter 29 units										
17 Garfield Bldg. 4612 Woodward 17 of 56 units	5		6/25/99	every 2 years		N/A			N/A	Final Compliance Issued

Housing & Revitalization as of 9/27/2017											
Housing Services Division											
Multi-Family Unit Compliance Inspections for July 1, 2013 thru June 30, 2017											
	Project Name Address Total No. of Units	Min. of # of Units to Inspect	Total # of Affordable Housing Units	IDIS Completion Date	Site Insp. Frequency 1, 2, or 3 years	Annual File Review Date Compl	Date of Compliance for 2013	Date of Compliance for 2014	Date of Compliance for 2015	Date of Compliance for 2016	Pending Status
18	Architects Building 415 Brainerd 3701-29 51 units	10	51	6/25/99	every year	12/1/16'					Final Inspections requested for 13 compliance period ended.
19	Chalmers Apts. 9439 Chalmers, Queen, 76 units	15	76	6/25/99	every year	10/12/16'		N/A	N/A	N/A	Final Inspections requested for 13 compliance period ended.
20	Pablo-Davis 9200 W. Vemur 80 units	16	80	12/14/99	every year	9/15/16'		N/A	N/A	N/A	Final Inspections requested for 13 compliance period ended.
21	Our Home 2023 Tuxedo 34 units	7	34	3/24/00	every year	N/A	N/A	N/A	N/A	N/A	Compliance period ended. Final Compliance issued.
22	Morang Apts. 12026 Morang 40 units	8	40	6/8/00	every year	6/10/15		10/17/16'	N/A	N/A	Final Inspections requested for 13 compliance period ended.
23	Woodward Gladstone 9 Gladstone	5	9	6/22/00	every 2 years	6/22/14		N/A	N/A	N/A	Final Inspections requested for 13 compliance period ended.
24	Southwest NPHC 250 W. Grand Blvd. 20 units	5	20	6/27/00	every 2 years	6/12/15		N/A	N/A	N/A	Final Inspections requested for 13 compliance period ended.
25	Mildred Smith Manor II 1303 W. Forest 24 units	5	24	6/26/00	every 2 years	6/26/15		N/A	N/A	N/A	Final Inspections requested for 13 compliance period ended.
26	Petoskey Place Apts. 11501 Petoskey 96 units	19	96	10/4/00	every year	4/25/17		N/A	N/A	N/A	Final Inspections requested for 13 compliance period ended.
27	Reford Manor South 18350 Lasher 59 units	12	58	6/7/01	every year	6/29/15					Final Inspections requested for 13 compliance period ended.
28	Peterboro 10 Peterboro 96 units	14	96	6/28/99	every year	6/30/15					Final Inspections requested for 13 compliance period ended.
29	Simon House 16155 Hubbell 11 units	5	11	8/27/01	every 2 years	8/27/14		N/A			Final inspection required 14 compliance period ended.
30	Residential Care Alt. 99 Kaniworth 24 units	5	24	10/4/01	every 2 years	10/4/14					Final Inspections required for 14. Compliance period ended.





Housing & Revitalization as of 9/27/2017											
Housing Services Division											
Multi-Family Unit Compliance Inspections for July 1, 2013 thru June 30, 2017											
Project Name Address Total No. of Units	Min. of # of Units to Inspect	Total # of Affordable Housing Units	IDIS Completion Date	Site Insp. Frequency 1, 2, or 3 years	Annual File Review Date Compl	Date of Compliance for 2013	Date of Compliance for 2014	Date of Compliance for 2015	Date of Compliance for 2016	Pending Status	
19233 Lasher 24 units											
32 Brush Park Senior	23	113	12/19/01	every year	42765		N/A	N/A	N/A	Final Inspections requested for 13 compliance period ended.	
2900 Brush 113 units											
33 C & P Fenderson	4	4	12/19/01	every 3 years		N/A	N/A	N/A	N/A	Final Compliance Issued	
1516-18 Glynn Ct. 4 units											
34 Newberry Homes LDHALP	12	60	1/11/02	every year	1/6/15		N/A	N/A	N/A	Final Inspections requested for 13 compliance period ended.	
4108-31 Street etc. 60 units											
35 College Park Manor	6	30	1/31/02	every year	2/2/2017		N/A	N/A	N/A	Final Inspections requested for 13 compliance period ended.	
3843 Puntan 30 units Field Street II	6	28	1/31/02	every year	6/23/15		N/A	N/A	N/A	Final Inspections requested for 13 compliance period ended.	
1034 Field 28 units											
37 Southwest Partners	12	60	4/16/02	every year	12/16/16		N/A	N/A	N/A	Final Inspections requested for 13 compliance period ended.	
3615 Vemor 60 units People United As One	7	38	5/9/02	every year	3/2/17		N/A	N/A	N/A	Final Inspections requested for 13 compliance period ended.	
618-644 Myrtle 38 units											
39 SPM & KA	12	60	6/7/02	every year	2/16/17		N/A	N/A	N/A	Final Inspections requested for 13 compliance period ended.	
296 & 356 E. Grand 60 units											
40 St. Anne. Apts.	13	65	6/23/02	every year	8/24/15			N/A	N/A	Final Inspections and Documents requested for 13, compliance period ended.	
1250-18th Street 65 units											
41 Addison Apts.	5	5	4/16/02	every 3 years	4/16/16		N/A	N/A	N/A	Final Inspections requested for 13 compliance period ended.	
14 Charlotte 5 of 40 units											
42 Kercheval Townhomes	5	24	8/5/02	every 2 years	12/9/16	N/A		N/A		Inspections requested for 14,16	
8131 Kercheval 24 units											
43 Premier Apts.	8	38	10/25/02	every year	9/14/16					Final Inspections requested for 13 compliance period ends 10/25/2017.	
1800-30 Lasher											

Housing & Revitalization as of 9/27/2017										
Housing Services Division										
Multi-Family Unit Compliance Inspections for July 1, 2013 thru June 30, 2017										
Project Name Address Total No. of Units	Min. of # of Units to Inspect	Total # of Affordable Housing Units	IDIS Completion Date	Site Insp. Frequency 1, 2, or 3 years	Annual File Review Date Compl	Date of Compliance for 2013	Date of Compliance for 2014	Date of Compliance for 2015	Date of Compliance for 2016	Pending Status
38 units Robert Thomas Apts. 44	10	49	11/6/02	every year	11/18/15					Need Inspection 13 14,15 and missing file docs
5121 W. Chicago 49 units										

Housing & Revitalization as of 9/27/2017										
Housing Services Division										
Multi-Family Unit Compliance Inspections for July 1, 2013 thru June 30, 2017										
Project Name Address Total No. of Units	Min. of # of Units to Inspect	Total # of Affordable Housing Units	IDIS Completion Date	Site Insp. Frequency 1, 2, or 3 years	Annual File Review Date Compl	Date of Compliance for 2013	Date of Compliance for 2014	Date of Compliance for 2015	Date of Compliance for 2016	Pending Status
45 Van Dyke Inv. Corp. 1775 Van Dyke 16 units	5	16	6/20/03	every 2 years	10/4/16'		N/A		N/A	Need inspection for 13,15
46 Northlawn Gardens Apts. 9545-9706 Northlawn 96 units	19	96	11/13/03	every year	11/13/15					Need inspection 13 14,15 and missing file docs
47 Cadieux Apts. 10435 Cadieux 17 units	5	17	11/20/03	every 2 years	10/17/16'		N/A		N/A	inspections for 13 and 15
48 Second Ave. Apts. 8840 Second 11 units	5	11	12/2/03	every 2 years	10/27/16'		N/A		N/A	Need inspection for 14
49 Delray Senior Apts. 275 W. Grand Blvd. 73 units	15	73	2/5/04	every year	42628					Inspections required for 13, 14, 15
50 San Juan Apts 4718 Puritan 11 units	5	11	02/05/04	every 2 years	2/4/14		N/A		N/A	Need inspection for 14
51 East Detroit Homes 12562 Carrfield 50 units	12	60	02/10/04	every year	11/10/15					Need inspections for 13 and 15 missing file docs
52 Eastside Detroit Elderly 12801 Mack 54 units	11	54	06/28/04	every year	6/24/15					Need inspections for 13 and 15 missing file docs
53 Brightmoor II 14239 Dolphin 50	10	50	06/30/04	every year	6/24/15					Inspections required for 13, 14, 15
54 Arcadia Apts. 3501 Woodward 248 units	50	248	09/27/04	every year	10/28/15					Inspections required for 13, 14, 15
55 Whittier Apts. 9151 Whittier 21 units	5	21	11/30/04	every year	6/24/15					Inspections required for 13, 14, 15 and missing file docs
56 Genesis Villa 317 Harper 70 of 80	14	70	02/11/05	every year	2/11/2015					Inspections required for 15,13, 14
57 Martin Gardens 1185 Clark Street 50 units	10	50	02/21/05	every year	6/24/15					inspections required for 13, 14, 15
58 Midtown Square 93 Seward 71 units (CDBG)	14	71	02/17/05	every year	2/17/2015					Inspections required for 13, 14, 15

Housing & Revitalization as of 9/27/2017											
Housing Services Division											
Multi-Family Unit Compliance Inspections for July 1, 2013 thru June 30, 2017											
	Project Name Address Total No. of Units	Min. of # of Units to Inspect	Total # of Affordable Housing Units	IDIS Completion Date	Site Insp. Frequency 1, 2, or 3 years	Annual File Review Date Compl	Date of Compliance for 2013	Date of Compliance for 2014	Date of Compliance for 2015	Date of Compliance for 2016	Pending Status
59	Brightmoor III 15515 Bentler 50 units (&CDBG)	10	50	07/14/05	every year	7/27/15					Inspections required for 13, 14, 15
60	COTS 8600 Wyoming 35 units	7	35	07/27/05	every year	8/17/15					Inspections required for 13, 14, 15
61	Springwells Partners II 8735 W. Vemor 34 units	7	34	08/22/05	every year	8/17/15					Inspections required for 13, 14, 15
62	Springwells Partners I 1930 Cabot 54 units	11	54	08/12/04	every year	9/28/15					Inspections required for 13, 14, 15
63	Bridgeview I 1050 Field 11 units	5	11	12/02/05	every 2 years	12/02/15	N/A			N/A	Need 13 & 15 inspections
64	Devin Apartments 2710 W. Chicago 42 units	9	42	12/01/05	every year	9/20/16					Inspections required for 13, 14, 15
65	Brewer Park Apartments Warren, Mack, 50 units	10	50	09/02/05	every year	5/25/17					Inspections requested 13,14, 15
66	Brightmoor Scattered Sites 14150 Pearson, etc 50 units	10	50		every year	1/23/17					Inspections requested 13,14, 15
67	Woodbridge Est IV Camfield, John C. Lodge 10 of 51 units	5	10		every year	10/13/16					Inspection Required for 13
68	Riverside Estates 1730 Magnolia 67 units	14	67	11/02/05	every year	11/30/16					Inspections requested and missing Monitoring file docs 13,14, 15
69	Nortown Homes 8990 Bessessmore 50 units	10	50	10/07/05	every year	3/22/17					Inspections requested and missing Monitoring file docs 13,14, 15
70	Heritage Park Homes 619-644 Myrtle 66 units	14	66	03/01/06	every year	4/26/17					Inspections requested and missing Monitoring file docs 13,14, 15
71	River Towers 7900 E. Jefferson 472 units	95	472								Compliance Period Satisfied
72	Harmony Village 19060 Binwood	9	44	5/1/2004	every year	12/21/16					Inspection Required for 13

Housing & Revitalization as of 9/27/2017											
Housing Services Division											
Multi-Family Unit Compliance Inspections for July 1, 2013 thru June 30, 2017											
	Project Name Address Total No. of Units	Min. of # of Units to Inspect	Total # of Affordable Housing Units	IDIS Completion Date	Site Insp. Frequency 1, 2, or 3 years	Annual File Review Date Compl	Date of Compliance Compliance for 2013	Date of Compliance Compliance for 2014	Date of Compliance Compliance for 2015	Date of Compliance Compliance for 2016	Pending Status
73	44 units River Park Village	17	120	5/1/2004*	1/1/2015*	12/21/16'					Inspection Required for 13
	415 Burns										
74	120 units Morningside Commons	13	64	01/26/05	every year	10/18/16'					Inspection of 12 units required for 12, and 13, 14, 15 inspections
	3642 Alter road										
75	64 units Bridgeview II	5	11	03/01/06	every year	7/2/16'					Inspections required for 13, 14, 15
	185 E. Grand Blvd.										
76	11 units Core City Estates II	14	66	03/01/06	every year	12/20/16'					Documentation required for 11, 12, 13, 14, and 15 compliance review and inspection.
	3728-3956										
77	66 units Pingree Homes	10	50	11/20/05	every year	10/26/16'					Inspections required for 13, 14, 15
	Holcomb, Fisher, Mack										
78	50 units Woodbridge Est III	5	10		Every Year	10/13/16'					Inspection Required for 13
	Camfield, John C. Lodge										
79	10 of 42 units Brainard Street Apartments	24	120	11/11/15*	Every Year	2/7/17*					Inspection Required for 13
	120 units										
80	University Groves	9	45	1/1/15*	Every Year	1/25/17*					Inspection Required for 13
	Purlan, Lodge.										
	45 units										
81	Positive Images	7	32	1/1/15*		4/1/17*					Monitoring required
	4875 Coplin										
82	32 units Core City West Village	12	60	1/1/15*	Every Year	1/9/17*					Inspections needed for 13, 14, 15 and missing docs
	225 Magrocks										
83	60 units Oakman Manor	11	55	1/1/15*	Every Year	1/19/17*					Inspection Required for 13
	14034 Woodrow Wilson										
	55 units										
84	Chapel Hill	5	11	1/1/15*	Every 2 Years	4/18/17*					Monitoring Set-up and Monitoring required
	9388 Yosemite										
85	11 units Woodbridge V	6	10	01/01/15*	Every Year	9/22/16'					Inspection Required for 15
	Camfield, John C. Lodge										
	10 of 70 units										
86	Hubbard Communities I	3	11	12/01/10	Every Year	12/1/2013					New Project Inspection Required for 15
	1920 25th Street										(IDIS 6566)
87	11 of 44 units Chalmers Square	8	38	6/30/2015*	Every Year	6/30/2015*					New Project Inspection Required for 15
	14436 E. Jefferson										
	30 of 38 units										
88	LaVogue Square	8	41	9/20/2015*	Every Year	9/20/2015*					New Project Inspection Required for 15
	225 Merton										
	30 of 38 units										
89	NSO Bell	31	155	2/22/15*	Every Year	1/11/2017*					New Project Inspection Required for 15
	882 Oakman										
	155 units										
90	St. Aubin Square	10	49	4/21/2015*	Every Year	1/11/17*					New Project Inspection Required for 15
	4200 St. Aubin										
	49 Units										



Housing & Revitalization as of 9/27/2017										
Housing Services Division										
Multi-Family Unit Compliance Inspections for July 1, 2013 thru June 30, 2017										
Project Name Address Total No. of Units	Min. of # of Units to Inspect	Total # of Affordable Housing Units	IDIS Completion  Date	Site Insp. Frequency  1, 2, or 3 years	Annual File  Review Date Compl	Date of Compliance  Compliance for 2013	Date of Compliance  Compliance for 2014	Date of Compliance  Compliance for 2015	Date of Compliance  Compliance for 2016	Pending Status
<b>TOTALS</b>	955	4504			77					

# 2016-17 ESG Ecart CR 65



ESG-CAPER-Reporti  
ng-Tool-and-eCart-C