



**City of Detroit
Office of Emergency Manager
Kevyn D. Orr**

**Emergency Manager Report
Pursuant to Section 17 of Local Financial Stability and Choice Act
September 30, 2013**

**Emergency Manager Report Under Section 17 of Public Act 436
September 30, 2013**

This report is made by Kevyn D. Orr, in his role as emergency manager (the “Emergency Manager”) for the City of Detroit, Michigan (the “City”), pursuant to section 17 of Michigan Public Act 436 of 2012 (“PA 436”), also known as the Local Financial Stability and Choice Act, MCL § 141.1557. The information contained in this report covers the period from March 25, 2013 through August 31, 2013 (the “Reporting Period”).

Local Financial Stability and Choice Act (Michigan Public Act 436 of 2012)

Section 17 [MCL § 141.1557]

Beginning 6 months after an emergency manager’s appointment, and every 3 months thereafter, an emergency manager shall submit to the governor, the state treasurer, the senate majority leader, the speaker of the house of representatives, each state senator and state representative who represents the local government that is in receivership, and the clerk of the local government that is in receivership, and shall post on the internet on the website of the local government, a report that contains all of the following:

- (a) A description of each expenditure made, approved, or disapproved during the reporting period that has a cumulative value of \$5,000.00 or more and the source of the funds.*
- (b) A list of each contract that the emergency manager awarded or approved with a cumulative value of \$5,000.00 or more, including the purpose of the contract and the identity of the contractor.*
- (c) A description of each loan sought, approved, or disapproved during the reporting period that has a cumulative value of \$5,000.00 or more and the proposed use of the funds.*
- (d) A description of any new position created or any vacancy in a position filled by the appointing authority.*
- (e) A description of any position that has been eliminated or from which an employee has been laid off.*
- (f) A copy of the contract with the emergency manager as provided in section 9(3)(e).*
- (g) The salary and benefits of the emergency manager.*
- (h) The financial and operating plan.*

Expenditures

Pursuant to section 17(a) of PA 436, attached is a schedule identifying expenditures made, approved, or disapproved during the Reporting Period that have a cumulative value of \$5,000.00 or more. Expenditures during the Reporting Period are identified on the attached schedule based on the source of the funds, the corresponding agency, and vendor. Payroll-related payments were excluded from this schedule due to the sensitivity of this personal information. Other than payments reported herein and excluded payroll-related payments, no expenditures with cumulative value of \$5,000.00 or more were approved during the Reporting Period. Certain operating expenditures, which were deemed non-critical, were disapproved after the City's commencement of its Chapter 9 bankruptcy case on July 18, 2013. Similarly, certain pension contributions and scheduled payments related to pension certificates of participation were disapproved. Disapproved expenditures are identified by category on the attached schedule.

Expenditures: Made & Approved

Fund	Agency	Vendor	Amount
1000 General Fund	A10000 Airport Department	DTE ENERGY	9,050
1000 General Fund	A10000 Airport Department	HUMAN RESOURCES CONSULTANTS INC	17,657
1000 General Fund	A10000 Airport Department	QUILL CORPORATION	10,184
1000 General Fund	A10000 Airport Department	RICOH USA INC	5,333
1000 General Fund	A12000 Budget Department	ABERNATHY MACGREGOR GROUP INC THE	25,000
1000 General Fund	A12000 Budget Department	ARROW OFFICE SUPPLY CO	12,758
1000 General Fund	A12000 Budget Department	ASCAP	7,008
1000 General Fund	A12000 Budget Department	CADILLAC TOWER MI LLC	940,962
1000 General Fund	A12000 Budget Department	CITY OF HUNTINGTON WOODS	37,294
1000 General Fund	A12000 Budget Department	CONWAY MACKENZIE INC	1,458,000
1000 General Fund	A12000 Budget Department	DETROIT WAYNE JOINT BLDG AUTHORITY	2,739,137
1000 General Fund	A12000 Budget Department	ERNST & YOUNG	1,953,153
1000 General Fund	A12000 Budget Department	FUTURENET GROUP INC	62,629
1000 General Fund	A12000 Budget Department	GOSS GROUP, INC	15,105
1000 General Fund	A12000 Budget Department	MILLER BUCKFIRE & CO LLC	600,000
1000 General Fund	A12000 Budget Department	MILLER CANFIELD PADDOCK & STONE PLC	230,920
1000 General Fund	A12000 Budget Department	MILLIMAN INC	70,511
1000 General Fund	A12000 Budget Department	RAYMOND J WOJTOWICZ	1,202,894
1000 General Fund	A13000 Buildings and Safety Department	COMPUTECH CORPORATION	106,528
1000 General Fund	A13000 Buildings and Safety Department	QUILL CORPORATION	12,850
1000 General Fund	A13000 Buildings and Safety Department	WAYNE COUNTY REGISTER OF DEEDS	22,034
1000 General Fund	A15000 Communications and Creative Services Department	PIE MANAGEMENT LLC	50,137
1000 General Fund	A19000 Department of Public Works	ACCUFORM BUSINESS SYSTEMS INC	26,135
1000 General Fund	A19000 Department of Public Works	ARROW OFFICE SUPPLY CO	7,567
1000 General Fund	A19000 Department of Public Works	CANNON ENGINEERING & EQUIPMENT	19,289
1000 General Fund	A19000 Department of Public Works	DTE ENERGY	79,522
1000 General Fund	A19000 Department of Public Works	HERCULES & HERCULES INC	254,482
1000 General Fund	A19000 Department of Public Works	JHOHMAN LLC DBA LAGARDA SECURITY	322,790
1000 General Fund	A19000 Department of Public Works	QUILL CORPORATION	9,258
1000 General Fund	A19000 Department of Public Works	VERIZON WIRELESS	23,791
1000 General Fund	A20000 Department of Transportation	ARROW OFFICE SUPPLY CO	6,482
1000 General Fund	A20000 Department of Transportation	AUDIO VISUAL EQUIPMENT & SUPPLIES	6,054
1000 General Fund	A20000 Department of Transportation	BOARD OF WATER COMMISSIONERS	94,695
1000 General Fund	A20000 Department of Transportation	COMPUTECH CORPORATION	81,379
1000 General Fund	A20000 Department of Transportation	COMPUWARE CORPORATION	168,036
1000 General Fund	A20000 Department of Transportation	DTE ENERGY	49,929
1000 General Fund	A20000 Department of Transportation	FUTURENET GROUP INC	204,157
1000 General Fund	A20000 Department of Transportation	QUILL CORPORATION	16,724
1000 General Fund	A20000 Department of Transportation	UNIVERSAL SYSTEM TECHNOLOGIES INC	37,508
1000 General Fund	A20000 Department of Transportation	WATERFRONT PETROLEUM TERMINALCOMPANY	5,922,461
1000 General Fund	A24000 Fire Department	ACCUMED BILLING INC	404,525
1000 General Fund	A24000 Fire Department	AIRGAS GREAT LAKES	13,923
1000 General Fund	A24000 Fire Department	AIRGAS INC DBA AIRGAS USA LLC	6,831
1000 General Fund	A24000 Fire Department	AMERICAN MESSAGING SERVICES LLC	21,757
1000 General Fund	A24000 Fire Department	APOLLO FIRE EQUIPMENT CO	62,276
1000 General Fund	A24000 Fire Department	ARROW OFFICE SUPPLY CO	15,361

Expenditures: Made & Approved

Fund	Agency	Vendor	Amount
1000 General Fund	A24000 Fire Department	BOARD OF WATER COMMISSIONERS	23,024
1000 General Fund	A24000 Fire Department	BOB MAXEY FORD INC	124,745
1000 General Fund	A24000 Fire Department	BOULEVARD TRUMBULL TOWING ROAD ONE	14,220
1000 General Fund	A24000 Fire Department	DATA CONSULTING GROUP INC	319,215
1000 General Fund	A24000 Fire Department	DETROIT THERMAL LLC	80,687
1000 General Fund	A24000 Fire Department	DMCARE EXPRESS	498,162
1000 General Fund	A24000 Fire Department	DTE ENERGY	351,986
1000 General Fund	A24000 Fire Department	ENTERPRISE UNIFORM	36,183
1000 General Fund	A24000 Fire Department	GENUINE PARTS CO	613,793
1000 General Fund	A24000 Fire Department	HERCULES & HERCULES INC	91,523
1000 General Fund	A24000 Fire Department	J & B MEDICAL SUPPLY COMPANY INC	5,372
1000 General Fund	A24000 Fire Department	MIDWEST MEDICAL HEALTH CENTER PC	72,078
1000 General Fund	A24000 Fire Department	MOORE MEDICAL CORP	51,665
1000 General Fund	A24000 Fire Department	NAPA DETROIT DISTRIBUTION	53,895
1000 General Fund	A24000 Fire Department	NEXTEL COMMUNICATIONS	12,988
1000 General Fund	A24000 Fire Department	OMEGA GROUP THE	5,790
1000 General Fund	A24000 Fire Department	PERFORMANCE SAFETY GROUP INC	9,590
1000 General Fund	A24000 Fire Department	PHYSIO-CONTROL CORP	457,545
1000 General Fund	A24000 Fire Department	SPRINT	58,972
1000 General Fund	A24000 Fire Department	TRADER RAY TIRE CENTER	10,231
1000 General Fund	A24000 Fire Department	UNIVERSAL SYSTEM TECHNOLOGIES INC	51,233
1000 General Fund	A25000 Health Department	DETROIT MEDICAL CENTER	5,100
1000 General Fund	A25000 Health Department	DTE ENERGY	87,323
1000 General Fund	A25000 Health Department	JM DESIGN & PRINTING SERVICES LLC	6,758
1000 General Fund	A25000 Health Department	SOUTHEASTERN MICHIGAN HEALTH ASSOC	1,476,769
1000 General Fund	A25000 Health Department	VERIZON WIRELESS	17,413
1000 General Fund	A28000 Human Resources Department	ADVANCE DIGITAL SYSTEMS LLC	12,344
1000 General Fund	A28000 Human Resources Department	AUTOMATIC DATA PROCESSING	864,617
1000 General Fund	A28000 Human Resources Department	BDM LLC	6,670
1000 General Fund	A28000 Human Resources Department	BUTZEL LONG PC	83,581
1000 General Fund	A28000 Human Resources Department	COMPUTECH CORPORATION	8,548
1000 General Fund	A28000 Human Resources Department	GEORGE T ROUMELL JR	37,969
1000 General Fund	A28000 Human Resources Department	GOVERNMENT JOBS.COM DBA NEOGOV	80,050
1000 General Fund	A28000 Human Resources Department	MARIA E GREENOUGH	6,929
1000 General Fund	A28000 Human Resources Department	MIDWEST MEDICAL HEALTH CENTER PC	8,589
1000 General Fund	A30000 Human Services Department	ARROW OFFICE SUPPLY CO	7,998
1000 General Fund	A30000 Human Services Department	JHOHMAN LLC DBA LAGARDA SECURITY	78,861
1000 General Fund	A31000 Information Technology Services Department	AT & T MOBILITY LLC	62,380
1000 General Fund	A31000 Information Technology Services Department	AT&T	2,417,706
1000 General Fund	A31000 Information Technology Services Department	AUDIO VISUAL EQUIPMENT & SUPPLIES	10,348
1000 General Fund	A31000 Information Technology Services Department	COMCAST	12,208
1000 General Fund	A31000 Information Technology Services Department	COMPUTECH CORPORATION	793,612
1000 General Fund	A31000 Information Technology Services Department	COMPUWARE CORPORATION	149,607
1000 General Fund	A31000 Information Technology Services Department	DATA CONSULTING GROUP INC	341,463
1000 General Fund	A31000 Information Technology Services Department	DTE ENERGY	173,591
1000 General Fund	A31000 Information Technology Services Department	FUTURENET GROUP INC	263,421

Expenditures: Made & Approved

Fund	Agency	Vendor	Amount
1000 General Fund	A31000 Information Technology Services Department	GREAT LAKES POWER INC	83,880
1000 General Fund	A31000 Information Technology Services Department	IBM CORPORATION	68,759
1000 General Fund	A31000 Information Technology Services Department	MAILFINANCE INC	16,083
1000 General Fund	A31000 Information Technology Services Department	MOTOROLA SOLUTIONS INC	304,205
1000 General Fund	A31000 Information Technology Services Department	OAS GROUP INC	518,023
1000 General Fund	A31000 Information Technology Services Department	OLIVE DELIVERY SERVICE LLC	208,143
1000 General Fund	A31000 Information Technology Services Department	ORACLE CORPORATION	1,250,599
1000 General Fund	A31000 Information Technology Services Department	SPRINT	37,167
1000 General Fund	A31000 Information Technology Services Department	TRIPLE PROPERTIES DETROIT LLC	34,697
1000 General Fund	A31000 Information Technology Services Department	UNISYS CORP	1,650,683
1000 General Fund	A31000 Information Technology Services Department	UNITED STATES POSTAL SERVICE	337,870
1000 General Fund	A31000 Information Technology Services Department	WOLVERINE SOLUTION GROUP	23,269
1000 General Fund	A31000 Information Technology Services Department	XEROX CORPORATION	132,911
1000 General Fund	A32000 Law Department	660 WOODWARD ASSOCIATES LLC	6,525
1000 General Fund	A32000 Law Department	ALLAN M CHARLTON	40,955
1000 General Fund	A32000 Law Department	CLARK HILL	45,000
1000 General Fund	A32000 Law Department	EXAMWORKS INC	63,331
1000 General Fund	A32000 Law Department	FRASER TREBILCOCK DAVIS & DUNLAP PC	121,704
1000 General Fund	A32000 Law Department	GERALD HANSON AND ASSOCIATES INC	7,123
1000 General Fund	A32000 Law Department	GOVERNMENTAL CONSULTANT SERVICES INC	32,667
1000 General Fund	A32000 Law Department	GRIER & COPELAND PC	78,595
1000 General Fund	A32000 Law Department	HOWARD & HOWARD ATTORNEYS PC	7,885
1000 General Fund	A32000 Law Department	ICLE	5,531
1000 General Fund	A32000 Law Department	INDEPENDENT EVALUATION SERVICES LLC	56,497
1000 General Fund	A32000 Law Department	JAMES A WOLBRINK- CUSTODIAN	32,493
1000 General Fund	A32000 Law Department	JONES DAY	1,369,729
1000 General Fund	A32000 Law Department	LEXIS NEXIS	82,776
1000 General Fund	A32000 Law Department	MALDEN EXPRESS LLC	6,137
1000 General Fund	A32000 Law Department	MID AMERICA EVALUATION GROUP INC	143,243
1000 General Fund	A32000 Law Department	MILLER CANFIELD PADDOCK & STONE PLC	728,105
1000 General Fund	A32000 Law Department	NEMETH BURWELL PC	22,735
1000 General Fund	A32000 Law Department	PITNEY BOWES MANAGEMENT SRV	59,560
1000 General Fund	A32000 Law Department	PLUNKETT & COONEY PC	47,039
1000 General Fund	A32000 Law Department	RECORD COPY SERVICES	108,403
1000 General Fund	A32000 Law Department	RELIANCE COURT REPORTING	29,987
1000 General Fund	A32000 Law Department	STEVENSON KEPPELMAN ASSOCIATES	20,000
1000 General Fund	A32000 Law Department	TAMARA A O CONNOR	7,129
1000 General Fund	A32000 Law Department	THE COURIER INC	5,379
1000 General Fund	A32000 Law Department	WEST	8,538
1000 General Fund	A33000 Mayor's Office	ABERNATHY MACGREGOR GROUP INC THE	34,640
1000 General Fund	A33000 Mayor's Office	ADVANCE DIGITAL SYSTEMS LLC	5,118
1000 General Fund	A33000 Mayor's Office	ARROW OFFICE SUPPLY CO	20,572
1000 General Fund	A33000 Mayor's Office	CONWAY MACKENZIE INC	288,672
1000 General Fund	A33000 Mayor's Office	DUFFEY PETROSKY AND COMPANY LLC	25,000
1000 General Fund	A33000 Mayor's Office	EDDIE R MUNSON	6,250
1000 General Fund	A33000 Mayor's Office	ERNST & YOUNG	339,468

Expenditures: Made & Approved

Fund	Agency	Vendor	Amount
1000 General Fund	A33000 Mayor's Office	FOLEY & LARDNER LLP	67,779
1000 General Fund	A33000 Mayor's Office	GLENDA D RICE	6,250
1000 General Fund	A33000 Mayor's Office	GREAT LAKES FENCE COMPANY INC	7,580
1000 General Fund	A33000 Mayor's Office	HUMAN RESOURCES ADVISORS INC	8,829
1000 General Fund	A33000 Mayor's Office	HUMAN RESOURCES CONSULTANTS INC	8,829
1000 General Fund	A33000 Mayor's Office	JONES DAY	1,036,509
1000 General Fund	A33000 Mayor's Office	KENNETH WHIPPLE JR	6,250
1000 General Fund	A33000 Mayor's Office	MILLER BUCKFIRE & CO LLC	330,645
1000 General Fund	A33000 Mayor's Office	MILLER CANFIELD PADDOCK & STONE PLC	154,235
1000 General Fund	A33000 Mayor's Office	MILLIMAN INC	261,989
1000 General Fund	A33000 Mayor's Office	QUILL CORPORATION	13,937
1000 General Fund	A33000 Mayor's Office	RONALD E GOLDSBERRY	6,250
1000 General Fund	A33000 Mayor's Office	RR DONNELLEY	45,000
1000 General Fund	A33000 Mayor's Office	SANDRA ELAINE PIERCE	6,250
1000 General Fund	A33000 Mayor's Office	TEDDY'S LAWN & LANDSCAPE INC	6,639
1000 General Fund	A33000 Mayor's Office	VERIZON WIRELESS	6,986
1000 General Fund	A33000 Mayor's Office	W HOWARD MORRIS	6,250
1000 General Fund	A34000 Municipal Parking Department	ABA IMPOUND INC	9,675
1000 General Fund	A34000 Municipal Parking Department	CITY AUTO STORAGE LLC	11,175
1000 General Fund	A34000 Municipal Parking Department	DETROIT AUTO RECOVERY INC	9,900
1000 General Fund	A34000 Municipal Parking Department	DTE ENERGY	33,528
1000 General Fund	A34000 Municipal Parking Department	GUARDIAN ALARM COMPANY	10,450
1000 General Fund	A34000 Municipal Parking Department	H & B LAND TOWING INC	6,325
1000 General Fund	A34000 Municipal Parking Department	J & C RECOVERY	6,025
1000 General Fund	A34000 Municipal Parking Department	JHOHMAN LLC DBA LAGARDA SECURITY	195,492
1000 General Fund	A34000 Municipal Parking Department	MICHIGAN AUTO RECOVERY	6,925
1000 General Fund	A34000 Municipal Parking Department	NATIONWIDE RECOVERY	5,600
1000 General Fund	A34000 Municipal Parking Department	PICKUP & RUN AUTO RECOVERY LLC	17,000
1000 General Fund	A34000 Municipal Parking Department	PIE MANAGEMENT LLC	35,059
1000 General Fund	A34000 Municipal Parking Department	PIERCE MONROE & ASSOCIATES INC	994,903
1000 General Fund	A34000 Municipal Parking Department	SPRINT	5,077
1000 General Fund	A34000 Municipal Parking Department	STATE OF MICHIGAN DEPARTMENT OF TREASURY	41,001
1000 General Fund	A36000 Planning and Development Department	DETROIT ECONOMIC GROWTH CORPORATION	425,002
1000 General Fund	A36000 Planning and Development Department	ECONOMIC DEVELOPMENT CORPORATION	106,250
1000 General Fund	A36000 Planning and Development Department	LYDIA ASCENCIO	5,518
1000 General Fund	A36000 Planning and Development Department	MICHIGAN ECONOMIC DEV CORP	36,585
1000 General Fund	A36000 Planning and Development Department	PEGGY YOUNG & ASSOCIATES INC	9,000
1000 General Fund	A36000 Planning and Development Department	PIE MANAGEMENT LLC	25,028
1000 General Fund	A36000 Planning and Development Department	UNIVERSAL SYSTEM TECHNOLOGIES INC	41,832
1000 General Fund	A36000 Planning and Development Department	UPLIFT INC	5,890
1000 General Fund	A36000 Planning and Development Department	WAYNE COUNTY REGISTER OF DEEDS	142,400
1000 General Fund	A36000 Planning and Development Department	WEBER BLOCK LLC	7,040
1000 General Fund	A37000 Police Department	AMERCARE PRODUCTS INC	5,985
1000 General Fund	A37000 Police Department	AT&T	257,119
1000 General Fund	A37000 Police Department	AUDIO VISUAL EQUIPMENT & SUPPLIES	13,702
1000 General Fund	A37000 Police Department	BDM LLC	56,005

Expenditures: Made & Approved

Fund	Agency	Vendor	Amount
1000 General Fund	A37000 Police Department	BOB MAXEY LINCOLN-MERCURY SALES INC	10,344
1000 General Fund	A37000 Police Department	CASS COMMUNITY SOCIAL SERVICES INC	94,674
1000 General Fund	A37000 Police Department	CLERK UNITED STATES DISTRICT COURT	365,468
1000 General Fund	A37000 Police Department	CMP DISTRIBUTORS INC	61,715
1000 General Fund	A37000 Police Department	COMPUTECH CORPORATION	122,069
1000 General Fund	A37000 Police Department	CORPORATE FLEET SERVICE INC	6,000
1000 General Fund	A37000 Police Department	COVER YOUR ASSETS LLC	42,230
1000 General Fund	A37000 Police Department	DATA CONSULTING GROUP INC	178,893
1000 General Fund	A37000 Police Department	DETROIT RECEIVING HOSPITAL	378,896
1000 General Fund	A37000 Police Department	DETROIT THERMAL LLC	269,233
1000 General Fund	A37000 Police Department	DR L REYNOLDS AND ASSOCIATES PC	10,348
1000 General Fund	A37000 Police Department	DTE ENERGY	32,698
1000 General Fund	A37000 Police Department	EMPCO INC	14,772
1000 General Fund	A37000 Police Department	FIRE SYSTEMS OF MICHIGAN INC	19,059
1000 General Fund	A37000 Police Department	GERALD A SHIENER MD PC	10,000
1000 General Fund	A37000 Police Department	HAMTRAMCK POLICE DEPARTMENT	70,178
1000 General Fund	A37000 Police Department	HENRY FORD HEALTH SYSTEM OCCUPATIONAL HEALTH	42,310
1000 General Fund	A37000 Police Department	IRON MOUNTAIN RECORDS MANAGEMENT INC	10,308
1000 General Fund	A37000 Police Department	LEVA	5,975
1000 General Fund	A37000 Police Department	LEWIS & THOMPSON AGENCY INC	15,443
1000 General Fund	A37000 Police Department	METRO PCS	14,250
1000 General Fund	A37000 Police Department	MOTOR CITY ELECTRIC CO	235,450
1000 General Fund	A37000 Police Department	PARTRIDGE ENTERPRISES INC	9,928
1000 General Fund	A37000 Police Department	PENLINK	12,966
1000 General Fund	A37000 Police Department	QUILL CORPORATION	15,905
1000 General Fund	A37000 Police Department	RICOH USA INC	18,422
1000 General Fund	A37000 Police Department	RITE AID CORPORATION	23,950
1000 General Fund	A37000 Police Department	SISE, KYLE	6,009
1000 General Fund	A37000 Police Department	SKY GROUP GRAND LLC	367,750
1000 General Fund	A37000 Police Department	SPS WOODBRIDGE COMPANY LLC	60,495
1000 General Fund	A37000 Police Department	ST JOHN HOSPITAL & MEDICAL CENTER	59,087
1000 General Fund	A37000 Police Department	STATE OF MICHIGAN	5,766
1000 General Fund	A37000 Police Department	TAMARA A O CONNOR	10,982
1000 General Fund	A37000 Police Department	THE REALTY COMPANY	30,000
1000 General Fund	A37000 Police Department	TIBURON INC	330,750
1000 General Fund	A37000 Police Department	TINA M TOLLIVER- CUSTODIAN	139,636
1000 General Fund	A37000 Police Department	TJA STAFFING SERVICES INC	42,000
1000 General Fund	A37000 Police Department	VANCE OUTDOORS INC B/D/A VANCE'S SHOOTERS SUPPLIES	30,100
1000 General Fund	A38000 Public Lighting Department	AIRGAS GREAT LAKES	9,675
1000 General Fund	A38000 Public Lighting Department	AMERICAN SUPERCONDUCTOR CORP	57,507
1000 General Fund	A38000 Public Lighting Department	APPLIED POWER & CONTROLS INC	25,570
1000 General Fund	A38000 Public Lighting Department	AT&T	21,136
1000 General Fund	A38000 Public Lighting Department	DETROIT ELEVATOR CO	10,376
1000 General Fund	A38000 Public Lighting Department	DTE ENERGY	16,766,168
1000 General Fund	A38000 Public Lighting Department	ENERGY GROUP INC	95,734
1000 General Fund	A38000 Public Lighting Department	FEDERAL PIPE & SUPPLY	18,625

Expenditures: Made & Approved

Fund	Agency	Vendor	Amount
1000 General Fund	A38000 Public Lighting Department	HERCULES & HERCULES INC	71,221
1000 General Fund	A38000 Public Lighting Department	METRO WIRE & CABLE CO INC	19,638
1000 General Fund	A38000 Public Lighting Department	MISS DIG SYSTEM INC	8,078
1000 General Fund	A38000 Public Lighting Department	SPRINT	5,566
1000 General Fund	A38000 Public Lighting Department	STATE OF MICHIGAN DEPARTMENT OF TREASURY	48,564
1000 General Fund	A38000 Public Lighting Department	STATE OF MICHIGAN DEPT OF ENVIN	8,546
1000 General Fund	A38000 Public Lighting Department	WRIGHT TOOL CO	25,709
1000 General Fund	A39000 Recreation Department	DATA CONSULTING GROUP INC	26,816
1000 General Fund	A39000 Recreation Department	DTE ENERGY	37,397
1000 General Fund	A39000 Recreation Department	JHOHMAN LLC DBA LAGARDA SECURITY	35,480
1000 General Fund	A39000 Recreation Department	KABOOM	8,500
1000 General Fund	A39000 Recreation Department	KEO AND ASSOCIATES INC	247,174
1000 General Fund	A39000 Recreation Department	VERIZON WIRELESS	10,916
1000 General Fund	A39000 Recreation Department	WCI CONTRACTORS	100,677
1000 General Fund	A41000 Water Department	ARROW OFFICE SUPPLY CO	7,337
1000 General Fund	A41000 Water Department	DETROIT LEGAL NEWS THE	27,204
1000 General Fund	A41000 Water Department	DETROIT ROLLING DOOR & GATE INC	7,078
1000 General Fund	A41000 Water Department	HERCULES & HERCULES INC	22,905
1000 General Fund	A41000 Water Department	WATERFRONT PETROLEUM TERMINALCOMPANY	66,512
1000 General Fund	A42000 Sewerage Department	DETROIT ROLLING DOOR & GATE INC	27,085
1000 General Fund	A51010 Board of Zoning Appeals	LAFLORE COURT REPORTING	5,168
1000 General Fund	A52000 City Council	ARROW OFFICE SUPPLY CO	9,068
1000 General Fund	A52000 City Council	CANON BUSINESS SOLUTIONS INC	5,435
1000 General Fund	A52000 City Council	DETROIT LEGAL NEWS THE	7,787
1000 General Fund	A52000 City Council	OAS GROUP INC	9,003
1000 General Fund	A53000 Ombudsperson	DARRYL K SEGARS PLLC	5,963
1000 General Fund	A54000 Office of the Inspector General	FUTURENET GROUP INC	21,500
1000 General Fund	A60000 36th District Court	@@JURY INTERFACE	27,443
1000 General Fund	A60000 36th District Court	ABSOPURE WATER COMPANY	8,411
1000 General Fund	A60000 36th District Court	ADRIAN DARCY SINGLETON	7,575
1000 General Fund	A60000 36th District Court	ADRIENNE HINNANT JOHNSON	12,150
1000 General Fund	A60000 36th District Court	AHMAD CHEHAB	7,600
1000 General Fund	A60000 36th District Court	AMARI E HATCHER	5,400
1000 General Fund	A60000 36th District Court	ANITA SMITH	6,462
1000 General Fund	A60000 36th District Court	ARROW OFFICE SUPPLY CO	7,987
1000 General Fund	A60000 36th District Court	ASSOCIATION OF ADVANCED ADVOCATES	6,150
1000 General Fund	A60000 36th District Court	AT&T	25,780
1000 General Fund	A60000 36th District Court	BARRON DARNELL TOWNSEND	5,118
1000 General Fund	A60000 36th District Court	BLUE CARE NETWORK	344,604
1000 General Fund	A60000 36th District Court	BLUE CROSS BLUE SHIELD OF MICHIGAN	955,478
1000 General Fund	A60000 36th District Court	BOB BROOKS COMPUTER SALES INC	7,694
1000 General Fund	A60000 36th District Court	BRADFIELD & CURRY LLC	10,100
1000 General Fund	A60000 36th District Court	BRANDY ANDERSON	9,750
1000 General Fund	A60000 36th District Court	CHRISTOPHER M BLOUNT	6,500
1000 General Fund	A60000 36th District Court	DANIEL ARM	5,250
1000 General Fund	A60000 36th District Court	DANIEL C WASZAK	14,200

Expenditures: Made & Approved

Fund	Agency	Vendor	Amount
1000 General Fund	A60000 36th District Court	DETROIT HISPANIC DEVELOPMENT CORPORATION	9,090
1000 General Fund	A60000 36th District Court	DTE ENERGY	174,659
1000 General Fund	A60000 36th District Court	ELECTRONIC COMMERCE	25,894
1000 General Fund	A60000 36th District Court	ESSIE REGINA JONES ATTORNEY	7,900
1000 General Fund	A60000 36th District Court	FORBES MANAGEMENT INC	5,850
1000 General Fund	A60000 36th District Court	FORMS TRAC ENTERPRISES INC	12,760
1000 General Fund	A60000 36th District Court	FURMAN R BARNES	5,118
1000 General Fund	A60000 36th District Court	GERALD F FERRY	7,200
1000 General Fund	A60000 36th District Court	GERALD J KARAFI	8,900
1000 General Fund	A60000 36th District Court	GODFREY J DILLARD ESQ	21,967
1000 General Fund	A60000 36th District Court	GREGORY L MOORE	9,500
1000 General Fund	A60000 36th District Court	HEALTH ALLIANCE PLAN	1,178,511
1000 General Fund	A60000 36th District Court	INTEGRITY BUSINESS SOLUTIONS	17,480
1000 General Fund	A60000 36th District Court	JAMAL HAMOOD	7,577
1000 General Fund	A60000 36th District Court	JAMES HUMPHRIES	6,500
1000 General Fund	A60000 36th District Court	JAUNICE GOODEN	98,000
1000 General Fund	A60000 36th District Court	JAVARIS REED	5,028
1000 General Fund	A60000 36th District Court	JEFFREY KLEPAREK	21,350
1000 General Fund	A60000 36th District Court	JERMAINE A WYRICK ATTY	6,500
1000 General Fund	A60000 36th District Court	JESSE W REED JR	22,500
1000 General Fund	A60000 36th District Court	KOTZ SANGSTER WYSOCKI & BERG PC	89,552
1000 General Fund	A60000 36th District Court	MARIA RAMIREZ	6,525
1000 General Fund	A60000 36th District Court	MELINDA CAMERON	8,750
1000 General Fund	A60000 36th District Court	MICHAEL COURTNEY	6,100
1000 General Fund	A60000 36th District Court	MISDEMEANOR DEFENDERS PC	173,333
1000 General Fund	A60000 36th District Court	MORE COMPUTER SUPPLIES	9,454
1000 General Fund	A60000 36th District Court	PAUL M FAULKNER	16,500
1000 General Fund	A60000 36th District Court	PAULINE SAROKI	8,150
1000 General Fund	A60000 36th District Court	PENNY F CHARLESWORTH	10,200
1000 General Fund	A60000 36th District Court	PETER G MANSOUR PC	11,550
1000 General Fund	A60000 36th District Court	PF FUND MUTUAL BUILDING INC	11,339
1000 General Fund	A60000 36th District Court	ROBERT FEIKENS	6,950
1000 General Fund	A60000 36th District Court	ROSANNA GILLETTE	8,550
1000 General Fund	A60000 36th District Court	RUDOLPH PORTER MAKUPSON	9,950
1000 General Fund	A60000 36th District Court	SALLE A ERWIN	8,150
1000 General Fund	A60000 36th District Court	SAMUEL L SIMPSON	5,300
1000 General Fund	A60000 36th District Court	SHAKIRA HAWKINS	8,150
1000 General Fund	A60000 36th District Court	SHERMAN, RHONDA S	5,272
1000 General Fund	A60000 36th District Court	SIEMENS HEALTHCARE DIAGONSTICS	35,003
1000 General Fund	A60000 36th District Court	STATE OF MICHIGAN	960,283
1000 General Fund	A60000 36th District Court	TARGET INFORMATION MANAGEMENT	6,961
1000 General Fund	A60000 36th District Court	TERI M SLOMINIS	6,850
1000 General Fund	A60000 36th District Court	TIM MALEFYT	9,350
1000 General Fund	A60000 36th District Court	TONY CARROLL CLARK	5,220
1000 General Fund	A60000 36th District Court	TOSHIBA BUSINESS SOLUTIONS	5,168
1000 General Fund	A60000 36th District Court	UNITED STATES POSTAL SERVICE	100,216

Expenditures: Made & Approved

Fund	Agency	Vendor	Amount
1000 General Fund	A60000 36th District Court	UNUM	147,700
1000 General Fund	A60000 36th District Court	VASSAL JOHNSON II	5,950
1000 General Fund	A60000 36th District Court	VICTOR MANSOUR	6,200
1000 General Fund	A60000 36th District Court	VWR INTERNATIONAL	6,204
1000 General Fund	A60000 36th District Court	YOLANDA JOHNSON	78,778
1000 General Fund	A70000 City Clerk	DETROIT LEGAL NEWS THE	133,230
1000 General Fund	A70000 City Clerk	GRANICUS INC	33,250
1000 General Fund	A70000 City Clerk	MUNICIPAL CODE CORPORATION	8,073
1000 General Fund	A71000 Department of Elections	@@@POLL INTERFACE	793,139
1000 General Fund	A71000 Department of Elections	ACCUFORM BUSINESS SYSTEMS INC	23,597
1000 General Fund	A71000 Department of Elections	DETROIT THERMAL LLC	25,752
1000 General Fund	A71000 Department of Elections	ELECTION SYSTEMS & SOFTWARE	68,940
1000 General Fund	A71000 Department of Elections	ENTERPRISE FLEET SERVICES	13,623
1000 General Fund	A71000 Department of Elections	FARBMAN DEVELOPMENT GROUP INC	9,681
1000 General Fund	A71000 Department of Elections	KONNECH INC	78,774
1000 General Fund	A71000 Department of Elections	NATIONWIDE ENVELOPE SPECIALISTS INC	13,202
1000 General Fund	A71000 Department of Elections	PIE MANAGEMENT LLC	142,076
1000 General Fund	A71000 Department of Elections	SPRINT PCS	5,322
1000 General Fund	A71000 Department of Elections	US POSTMASTER	163,035
1000 General Fund	A71000 Department of Elections	WOLVERINE SOLUTION GROUP	38,269
1000 General Fund	Cable Commission	JEFF MOON PRODUCTION SERVICES INC	14,200
1000 General Fund	Cable Commission	PIE MANAGEMENT LLC	42,598
1000 General Fund	D23010 Administration	COMPUWARE CORPORATION	2,204,778
1000 General Fund	D23010 Administration	DATA CONSULTING GROUP INC	113,225
1000 General Fund	D23010 Administration	HINES DETROIT SERVICES LLC	175,573
1000 General Fund	D23010 Administration	L DUNCAN ENTERPRISES INC	24,500
1000 General Fund	D23010 Administration	NATIONAL LEAGUE OF CITIES	25,490
1000 General Fund	D23010 Administration	SEMCOG	28,130
1000 General Fund	D23010 Administration	WOLVERINE SOLUTION GROUP	12,600
1000 General Fund	D23030 Accounts Payable	STATE OF MICHIGAN	1,239,345
1000 General Fund	D23060 Payroll Audit	@@@EMP_REFUND INTERFACE	109,754
1000 General Fund	D23060 Payroll Audit	@@@PAY_ADV INTERFACE	1,171,838
1000 General Fund	D23060 Payroll Audit	AFLAC	503,619
1000 General Fund	D23060 Payroll Audit	BLACK UNITED FUND OF MICHIGAN INC	8,850
1000 General Fund	D23060 Payroll Audit	BLACKROCK COLLEGE ADVANTAGE #529	5,248
1000 General Fund	D23060 Payroll Audit	CARL BEKOFKSKE TRUSTEE	26,499
1000 General Fund	D23060 Payroll Audit	CARPENTERS DISTRICT COUNCIL	6,441
1000 General Fund	D23060 Payroll Audit	CHARLES H WRIGHT MUSEUM OF	9,881
1000 General Fund	D23060 Payroll Audit	COLEMAN A. YOUNG FOUNDATION	5,098
1000 General Fund	D23060 Payroll Audit	COLONIAL LIFE INS CO	763,754
1000 General Fund	D23060 Payroll Audit	D O T CLERICAL EMP AFSCME	17,235
1000 General Fund	D23060 Payroll Audit	DAVID WM RUSKIN	212,484
1000 General Fund	D23060 Payroll Audit	DET POL COMMAND OFF ASSOC	15,519
1000 General Fund	D23060 Payroll Audit	DETROIT POLICE LTS & SGTS ASSOCIATION	288,640
1000 General Fund	D23060 Payroll Audit	DETROIT POLICE OFFICERS ASSOCIATION	742,773
1000 General Fund	D23060 Payroll Audit	DIVISION 26 ATU	119,884

Expenditures: Made & Approved

Fund	Agency	Vendor	Amount
1000 General Fund	D23060 Payroll Audit	DPOA GROUP INS	151,113
1000 General Fund	D23060 Payroll Audit	DPOA INDIVIDUAL INS	1,592,964
1000 General Fund	D23060 Payroll Audit	DPOA POLITICAL CONT DEDUCTION	10,961
1000 General Fund	D23060 Payroll Audit	ELECTRICAL WORKERS #58	8,552
1000 General Fund	D23060 Payroll Audit	ELECTRICAL WORKERS INSURANCE FUND	170,049
1000 General Fund	D23060 Payroll Audit	ENTERPRISE UNIFORM	23,293
1000 General Fund	D23060 Payroll Audit	EQUITABLE LIFE ASSURANCE SCYT	23,118
1000 General Fund	D23060 Payroll Audit	FIRE MUTUAL BENEFIT PLAN	47,013
1000 General Fund	D23060 Payroll Audit	FIREFIGHTERS ASSOCIATION	386,273
1000 General Fund	D23060 Payroll Audit	FIREMENS FUND ASSOCIATION	264,716
1000 General Fund	D23060 Payroll Audit	INT BRTHD OF ELEC WORKER 17	9,262
1000 General Fund	D23060 Payroll Audit	INT UNION OF OPER ENG-LOC 547	21,708
1000 General Fund	D23060 Payroll Audit	INTERNAL REVENUE SERVICE	11,498
1000 General Fund	D23060 Payroll Audit	INTERNAL REVENUE SERVICE CTR	126,255
1000 General Fund	D23060 Payroll Audit	MICHIGAN COUNCIL 25-AFSCME	358,211
1000 General Fund	D23060 Payroll Audit	MILLWRIGHTS LOCAL 1102	184,178
1000 General Fund	D23060 Payroll Audit	MY LAWYER, INC.	12,612
1000 General Fund	D23060 Payroll Audit	NATIONAL ELECTRICAL BENEFIT FUND	6,361
1000 General Fund	D23060 Payroll Audit	OFFICE OF THE CHAPTER 13-KRISPEN S CARROLL	238,703
1000 General Fund	D23060 Payroll Audit	OHIO CSPC	11,861
1000 General Fund	D23060 Payroll Audit	OLD NEWSBOYS GOODFELLOW FUND OF DETROIT	9,547
1000 General Fund	D23060 Payroll Audit	PHOENIX GENERAL AC	30,276
1000 General Fund	D23060 Payroll Audit	PHOENIX SPECIAL PR	6,805
1000 General Fund	D23060 Payroll Audit	POLICE BEN & PROT ASSOC	171,988
1000 General Fund	D23060 Payroll Audit	POLICE OFFICER ASSO OF MICHIGAN	21,484
1000 General Fund	D23060 Payroll Audit	PRE-PAID LEGAL SERVICES INC	5,588
1000 General Fund	D23060 Payroll Audit	RELIABLE IMPORTS	39,050
1000 General Fund	D23060 Payroll Audit	SECURITY RETIREMENT	45,356
1000 General Fund	D23060 Payroll Audit	SEIU LOCAL 517M	5,107
1000 General Fund	D23060 Payroll Audit	SHEET METAL WORKERS LOCAL 80 JOINT	28,867
1000 General Fund	D23060 Payroll Audit	SR ACCTS & ANAL ASSOCIATION	13,195
1000 General Fund	D23060 Payroll Audit	STATE OF MICHIGAN COLLECTIONS AND	6,821
1000 General Fund	D23060 Payroll Audit	TAMMY TERRY BANKRUPTCY TRUSTEE	303,301
1000 General Fund	D23060 Payroll Audit	TEAMSTERS LOCAL 214 NON VECH	82,781
1000 General Fund	D23060 Payroll Audit	TENNESSEE CHILD SUPPORT	6,328
1000 General Fund	D23060 Payroll Audit	TREASURER	15,003
1000 General Fund	D23060 Payroll Audit	U A W LOCAL 2200	21,260
1000 General Fund	D23060 Payroll Audit	U A W LOCAL 2211	12,479
1000 General Fund	D23060 Payroll Audit	UNITED FOUNDATION	8,799
1000 General Fund	D23060 Payroll Audit	UNITED NEGRO COLLEGE FUND	18,757
1000 General Fund	D23060 Payroll Audit	US DEPARTMENT OF EDUCATION	6,820
1000 General Fund	D23070 Treasury	@@GARNISH INTERFACE	351,525
1000 General Fund	D23070 Treasury	@@PROPERTY TAX INTERFACE	1,218,911
1000 General Fund	D23070 Treasury	COMPUTECH CORPORATION	39,888
1000 General Fund	D23070 Treasury	COMPUWARE CORPORATION	120,551
1000 General Fund	D23070 Treasury	DTE ENERGY	502,605

Expenditures: Made & Approved

Fund	Agency	Vendor	Amount
1000 General Fund	D23070 Treasury	EDDIE R MUNSON	6,250
1000 General Fund	D23070 Treasury	RONALD E GOLDSBERRY	6,250
1000 General Fund	D23070 Treasury	W HOWARD MORRIS	6,250
1000 General Fund	D23070 Treasury	WOLVERINE SOLUTION GROUP	52,968
1000 General Fund	D23080 Purchasing	TECH TOWN	31,200
1000 General Fund	D23090 Debt Management	ROBERT W BAIRD & CO	33,585
1000 General Fund	D23100 Risk Management	KESSLER INTERNATIONAL	266,278
1000 General Fund	D23110 Income Tax	COMPUTECH CORPORATION	7,635
1000 General Fund	D23110 Income Tax	INCOME TAX DEP 060559	5,041
1000 General Fund	D23110 Income Tax	NUTECH GRAPHICS & SYSTEM	45,383
1000 General Fund	D23110 Income Tax	PIE MANAGEMENT LLC	29,653
1000 General Fund	D23120 Assessment	B S & A SOFTWARE	300,316
1000 General Fund	D23120 Assessment	FUTURENET GROUP INC	34,682
1000 General Fund	D23120 Assessment	HEINOWSKI APPRAISAL AND CONSULTING LLC	49,783
1000 General Fund	D23120 Assessment	PICTOMETRY INTERNATIONAL CORP	19,806
1000 General Fund	D23120 Assessment	WAYNE COUNTY REGISTER OF DEEDS	12,478
1000 General Fund	D23130 General Accounting	BDM LLC	5,060
1000 General Fund	D23130 General Accounting	CGI TECHNOLOGIES AND SOLUTIONS INC	84,253
1000 General Fund	D23130 General Accounting	DETROIT WAYNE JOINT BLDG AUTHORITY	1,359,678
1000 General Fund	D23130 General Accounting	GABRIEL ROEDER SMITH & COMPANY	5,160
1000 General Fund	D23130 General Accounting	JACKSON CONSULTING SERVICES	19,980
1000 General Fund	D23130 General Accounting	KEO AND ASSOCIATES INC	56,335
1000 General Fund	D23130 General Accounting	KPMG LLP	876,202
1000 General Fund	D23130 General Accounting	PLANTE & MORAN LLP	1,429,639
1000 General Fund	D23130 General Accounting	WAYNE COUNTY TREASURER	106,560
1000 General Fund	Department of Administrative Hearings Budget	COMPUTECH CORPORATION	53,352
1000 General Fund	Department of Administrative Hearings Budget	DETROIT BUILDING AUTHORITY	44,269
1000 General Fund	Department of Administrative Hearings Budget	PIE MANAGEMENT LLC	45,065
1000 General Fund	General Service Dept	ASSETWORKS INC	90,111
1000 General Fund	General Service Dept	AUDIO VISUAL EQUIPMENT & SUPPLIES	17,449
1000 General Fund	General Service Dept	BDM LLC	118,552
1000 General Fund	General Service Dept	BOB MAXEY FORD INC	17,226
1000 General Fund	General Service Dept	BRILAR LLC	9,950
1000 General Fund	General Service Dept	DETROIT ROLLING DOOR & GATE INC	16,388
1000 General Fund	General Service Dept	DETROIT THERMAL LLC	17,513
1000 General Fund	General Service Dept	DMC CONSULTANTS INC	22,050
1000 General Fund	General Service Dept	DTE ENERGY	10,269
1000 General Fund	General Service Dept	FUTURENET GROUP INC	145,640
1000 General Fund	General Service Dept	G4S SECURE SOLUTIONS USA INC	2,581,022
1000 General Fund	General Service Dept	GENUINE PARTS CO	1,686,818
1000 General Fund	General Service Dept	GREAT LAKES POWER INC	168,886
1000 General Fund	General Service Dept	GREAT LAKES SERVICE CENTER INC	19,701
1000 General Fund	General Service Dept	HERCULES & HERCULES INC	11,752
1000 General Fund	General Service Dept	JHOHMAN LLC DBA LAGARDA SECURITY	108,231
1000 General Fund	General Service Dept	KONE INC	11,171
1000 General Fund	General Service Dept	LIMBACH COMPANY LLC	425,066

Expenditures: Made & Approved

Fund	Agency	Vendor	Amount
1000 General Fund	General Service Dept	MICHIGAN DEPARTMENT ENVIRONMENTAL QUA	7,100
1000 General Fund	General Service Dept	MORTON SALT INC	26,502
1000 General Fund	General Service Dept	NEXTEL COMMUNICATIONS	13,434
1000 General Fund	General Service Dept	OTIS ELEVATOR CO	16,632
1000 General Fund	General Service Dept	PARKWAY SERVICES INC	5,400
1000 General Fund	General Service Dept	PIONEER SALES INC	6,082
1000 General Fund	General Service Dept	SHRADER TIRE & OIL INC	74,466
1000 General Fund	General Service Dept	VERIZON WIRELESS	22,471
1000 General Fund	General Service Dept	WATERFRONT PETROLEUM TERMINALCOMPANY	1,408,795
1000 General Fund Total			94,629,867
1001 Risk Management Fund	A31000 Information Technology Services Department	AAA INSURANCE MEMBER	14,617
1001 Risk Management Fund	A32000 Law Department	AFFILIATED DIAGNOSTICS	83,618
1001 Risk Management Fund	A32000 Law Department	ANDREOPOULOS & HILL PLLC	121,581
1001 Risk Management Fund	A32000 Law Department	ASSOCIATED CHIROPRACTIC & MEDICAL CENTER	18,293
1001 Risk Management Fund	A32000 Law Department	AUTO ACCIDENT ATTORNEYS PLLC	11,890
1001 Risk Management Fund	A32000 Law Department	BARTON C RACHWAL ATTY	99,995
1001 Risk Management Fund	A32000 Law Department	BAUER & HUNTER PLLC	117,568
1001 Risk Management Fund	A32000 Law Department	BEN M GONEK ATTORNEY	28,000
1001 Risk Management Fund	A32000 Law Department	BERGER MILLER & STRAGER PC ATTY	16,685
1001 Risk Management Fund	A32000 Law Department	BRIAN FANTICH ATTY	9,829
1001 Risk Management Fund	A32000 Law Department	CARLA AIKENS ATTY	19,279
1001 Risk Management Fund	A32000 Law Department	CARLA AIKENS, ATTY	9,960
1001 Risk Management Fund	A32000 Law Department	CENTER FOR MEDICARE/MEDICAID SERV	6,615
1001 Risk Management Fund	A32000 Law Department	CHAMBERS & ASSOCIATES PLLC	16,000
1001 Risk Management Fund	A32000 Law Department	CHRISTINE ROBINSON	7,700
1001 Risk Management Fund	A32000 Law Department	CHRISTOPHER J TRAINOR ATTORNEY	518,970
1001 Risk Management Fund	A32000 Law Department	DAVID H FRIED & ASSOCIATES ATTORNEYS	25,000
1001 Risk Management Fund	A32000 Law Department	DAVID JARRET ATTY	8,450
1001 Risk Management Fund	A32000 Law Department	DAVID RAVID & ASSOCIATES P C ATTY	8,953
1001 Risk Management Fund	A32000 Law Department	DAVID RAVID & ASSOCIATES PC ATTY	75,000
1001 Risk Management Fund	A32000 Law Department	DEARBORN CENTER FOR PHYSICAL THERAPY LLC	13,297
1001 Risk Management Fund	A32000 Law Department	DOCTORS MEDICAL	6,398
1001 Risk Management Fund	A32000 Law Department	DODD B FISHER PLC	16,500
1001 Risk Management Fund	A32000 Law Department	DRM GENESIS HOME HEALTHCARE PROVIDERS LLC	5,472
1001 Risk Management Fund	A32000 Law Department	DYNAMIC REHABILITATION CENTERS INC	55,766
1001 Risk Management Fund	A32000 Law Department	ELITE CHIROPRACTIC	9,727
1001 Risk Management Fund	A32000 Law Department	FAKHOURY LAW FIRM PC	72,836
1001 Risk Management Fund	A32000 Law Department	FIEGER FIEGER KENNEY GIROUX & DANZIG PC	75,000
1001 Risk Management Fund	A32000 Law Department	FOSTER SWIFT COLLINS & SMITH	27,464
1001 Risk Management Fund	A32000 Law Department	FRANK K RHODES III & ASSOCIATES PC ATTY	52,500
1001 Risk Management Fund	A32000 Law Department	FREEDMAN LESSING KUTINSKI	218,541
1001 Risk Management Fund	A32000 Law Department	GERALD LONG	6,864
1001 Risk Management Fund	A32000 Law Department	GIAMARCO MULLINS & HORTON PC	259,872
1001 Risk Management Fund	A32000 Law Department	GLORIA STOKES	65,160
1001 Risk Management Fund	A32000 Law Department	GOODMAN ACKER P C ATTYS	497,720

Expenditures: Made & Approved

Fund	Agency	Vendor	Amount
1001 Risk Management Fund	A32000 Law Department	GOREN GOREN & HARRIS P C ATTY	78,751
1001 Risk Management Fund	A32000 Law Department	GUARDIAN GUARD SERVICE INC	61,759
1001 Risk Management Fund	A32000 Law Department	HAAS & GOLDSTEIN ATTY	281,620
1001 Risk Management Fund	A32000 Law Department	HORIZON IMAGING LLC	16,414
1001 Risk Management Fund	A32000 Law Department	ISI	28,915
1001 Risk Management Fund	A32000 Law Department	J L HAWKINS & ASSOCIATES	10,234
1001 Risk Management Fund	A32000 Law Department	JEFFREY J ELLISON PLLC	26,165
1001 Risk Management Fund	A32000 Law Department	JERRY HARRIS	11,900
1001 Risk Management Fund	A32000 Law Department	JESSICA JOHNS	5,500
1001 Risk Management Fund	A32000 Law Department	JOANNA JENKINS	5,500
1001 Risk Management Fund	A32000 Law Department	JOEL B SKLAR ATTY	25,000
1001 Risk Management Fund	A32000 Law Department	JONCA LAW GROUP PC	16,859
1001 Risk Management Fund	A32000 Law Department	JOSEPH R LOBB ATTY	7,800
1001 Risk Management Fund	A32000 Law Department	KAREN E EVANGELISTA CHAPTER 7 BANKRUPTCY TRUSTEE	123,000
1001 Risk Management Fund	A32000 Law Department	KARRI MITCHELL ATTY	600,000
1001 Risk Management Fund	A32000 Law Department	KENNETH D FINEGOOD PLC	27,500
1001 Risk Management Fund	A32000 Law Department	KLISZ LAW OFFICE PLLC	198,500
1001 Risk Management Fund	A32000 Law Department	LAURA LAYHER	5,500
1001 Risk Management Fund	A32000 Law Department	LAW FIRM OF BERNSTEIN, PC	37,500
1001 Risk Management Fund	A32000 Law Department	LAW OFFICE OF CARL L COLLINS III PLC	73,000
1001 Risk Management Fund	A32000 Law Department	LAW OFFICES KEPES & WINE PC	8,754
1001 Risk Management Fund	A32000 Law Department	LAW OFFICES OF BRIAN E MUAWAD	25,000
1001 Risk Management Fund	A32000 Law Department	LAW OFFICES OF CHUI KAREGA ATTORNEY	90,000
1001 Risk Management Fund	A32000 Law Department	LAW OFFICES OF ISAIAH LIPSEY	5,000
1001 Risk Management Fund	A32000 Law Department	LAW OFFICES OF IVAN LAND	78,499
1001 Risk Management Fund	A32000 Law Department	LAW OFFICES OF JOUMANA B KAYROUZ PLLC	115,516
1001 Risk Management Fund	A32000 Law Department	LAW OFFICES OF KEVIN W GEER ATTY	5,224
1001 Risk Management Fund	A32000 Law Department	LAW OFFICES OF KURT M SCHULTZ, PLLC	22,500
1001 Risk Management Fund	A32000 Law Department	LAW OFFICES OF LEE STEINBERG PC	7,476
1001 Risk Management Fund	A32000 Law Department	LAW OFFICES OF MARK S DEMOREST ATTYS	11,400
1001 Risk Management Fund	A32000 Law Department	LAW OFFICES OF MICHAEL G KELMAN PC	32,000
1001 Risk Management Fund	A32000 Law Department	LAW OFFICES OF TODD J STEARN	40,500
1001 Risk Management Fund	A32000 Law Department	LEONARD M KOLTONOW ATTY	10,350
1001 Risk Management Fund	A32000 Law Department	LEVINE BENJAMIN TUSHMAN BRATT JERRIS & STEIN PC ATTORNEYS	9,000
1001 Risk Management Fund	A32000 Law Department	LIBERTY LIFE ASSURANCE COMPANY OF BOSTON	13,886
1001 Risk Management Fund	A32000 Law Department	LIFE LINE IMAGINING HOLDING LLC	7,751
1001 Risk Management Fund	A32000 Law Department	LORENZO TATE	40,701
1001 Risk Management Fund	A32000 Law Department	MADDIN HAUSER WARTELL ROTH &	8,000
1001 Risk Management Fund	A32000 Law Department	MANOR CHIROPRACTIC	37,748
1001 Risk Management Fund	A32000 Law Department	MARINE POLLUTION CONTROL CORP	78,078
1001 Risk Management Fund	A32000 Law Department	MEDICAL SOCIAL WORK	11,244
1001 Risk Management Fund	A32000 Law Department	MENDELSON KORNBLUM ORTHOPEDIC	15,247
1001 Risk Management Fund	A32000 Law Department	MICHAEL MORSE ATTY	391,730
1001 Risk Management Fund	A32000 Law Department	MICHIGAN AUTO LAW	6,656
1001 Risk Management Fund	A32000 Law Department	MILLER & TISCHLER PC ATTYS	226,500
1001 Risk Management Fund	A32000 Law Department	MINDELL & ASSOCIATES PLLC	160,552

Expenditures: Made & Approved

Fund	Agency	Vendor	Amount
1001 Risk Management Fund	A32000 Law Department	MRI CENTERS OF MICHIGAN INC	10,982
1001 Risk Management Fund	A32000 Law Department	OAKLAND REGIONAL MACOMB CENTER	7,989
1001 Risk Management Fund	A32000 Law Department	OLSMAN MUELLER & JAMES PC ATTYS	125,000
1001 Risk Management Fund	A32000 Law Department	PASKEL TASHMAN & WALKER PC	21,799
1001 Risk Management Fund	A32000 Law Department	PAUL M HUGHES PC ATTYS	35,500
1001 Risk Management Fund	A32000 Law Department	POINTE PHYSICAL THERAPY	8,894
1001 Risk Management Fund	A32000 Law Department	POSNER POSNER & POSNER ATTYS	144,150
1001 Risk Management Fund	A32000 Law Department	PRODIGY SPINAL REHABILITATION INC	16,292
1001 Risk Management Fund	A32000 Law Department	PROGRESSIVE T REHAB	22,348
1001 Risk Management Fund	A32000 Law Department	RAINBOW REHABILITATION CENTER	131,587
1001 Risk Management Fund	A32000 Law Department	RANDALL P UPSHAW ATTORNEY	55,000
1001 Risk Management Fund	A32000 Law Department	REHABILITATION INSTITUTE OF MICHIGAN	7,496
1001 Risk Management Fund	A32000 Law Department	REIZEN GROUP THE	360,824
1001 Risk Management Fund	A32000 Law Department	REMEDIAL TRANSPORT LTD	18,800
1001 Risk Management Fund	A32000 Law Department	RICKARD DENNEY GARNO & ASSOCIATES	30,000
1001 Risk Management Fund	A32000 Law Department	ROBERT J MALLEIS PLLC	50,156
1001 Risk Management Fund	A32000 Law Department	ROBERT M SOSIN & ASSOCIATES PLLC	20,000
1001 Risk Management Fund	A32000 Law Department	ROBINSON & ASSOCIATES PC	169,500
1001 Risk Management Fund	A32000 Law Department	ROMANO LAW PLLC	313,416
1001 Risk Management Fund	A32000 Law Department	ROTHSTEIN LAW GROUP PLC	282,500
1001 Risk Management Fund	A32000 Law Department	ROY SCHECTER & VOCHT P C	105,000
1001 Risk Management Fund	A32000 Law Department	SACHS WALDMAN, PROFFESIONAL CORPORATION	9,052
1001 Risk Management Fund	A32000 Law Department	SERLIN TRIVAX & STEARN PLLC	100,000
1001 Risk Management Fund	A32000 Law Department	SOMA CARE PC	6,174
1001 Risk Management Fund	A32000 Law Department	SPECTRUM REHABILITATION CENTERS	7,822
1001 Risk Management Fund	A32000 Law Department	SPINE SPECIALISTS OF MICHIGAN PC	9,970
1001 Risk Management Fund	A32000 Law Department	STANDARD MEDICAL	10,675
1001 Risk Management Fund	A32000 Law Department	STEVEN REIFMAN	5,990
1001 Risk Management Fund	A32000 Law Department	STEVEN REIFMAN ATTYS	16,288
1001 Risk Management Fund	A32000 Law Department	STUART EISENBERG PC	300,000
1001 Risk Management Fund	A32000 Law Department	SUMMIT MEDICAL GROUP	22,596
1001 Risk Management Fund	A32000 Law Department	THURSWELL LAW FIRM ATTORNEY	70,000
1001 Risk Management Fund	A32000 Law Department	TONYS TRANSPORTATION	7,180
1001 Risk Management Fund	A32000 Law Department	ULTIMATE REHAB CENTER	29,718
1001 Risk Management Fund	A32000 Law Department	UNIVERSAL HEALTH GROUP INC	8,970
1001 Risk Management Fund	A32000 Law Department	UNIVERSAL MICHIGAN LLC	6,939
1001 Risk Management Fund	A32000 Law Department	UNIVERSAL REHAB SERVICES INC	5,284
1001 Risk Management Fund	A32000 Law Department	VARJABEDIAN ATTORNEYS PC	58,938
1001 Risk Management Fund	A32000 Law Department	VHS REHABILITATION INSTITUTE OF MICHIGAN	10,311
1001 Risk Management Fund	A32000 Law Department	VICTORIA BANKOWSKI	5,760
1001 Risk Management Fund	A32000 Law Department	WEINER & ASSOCIATES PLLC	35,097
1001 Risk Management Fund	A32000 Law Department	WIGOD FALZON & MCNEELY PC	71,135
1001 Risk Management Fund	A32000 Law Department	WRIGHT & FILIPPIS INC	6,268
1001 Risk Management Fund	A32000 Law Department	WYOMING CHIROPRACTIC HEALTH	7,822
1001 Risk Management Fund	A32000 Law Department	ZAMLER MELLEN AND SHIFFMAN PC	27,500
1001 Risk Management Fund	D23100 Risk Management	ADVANCED HOME CARE PRIVATE DUTY INC	107,441

Expenditures: Made & Approved

Fund	Agency	Vendor	Amount
1001 Risk Management Fund	D23100 Risk Management	ADVANCED PHYSICAL THERAPY AND REHABILITATION CTR	6,234
1001 Risk Management Fund	D23100 Risk Management	ADVANTAGE CONSULTING INC	32,150
1001 Risk Management Fund	D23100 Risk Management	ALEX BERMAN P C	11,888
1001 Risk Management Fund	D23100 Risk Management	ALL PRO PHYSICAL THERAPY	10,178
1001 Risk Management Fund	D23100 Risk Management	ALLAN STUDENBERG PC	9,263
1001 Risk Management Fund	D23100 Risk Management	ANESTHESIA SERVICES PC	5,000
1001 Risk Management Fund	D23100 Risk Management	ASSOCIATED ORTHOPEDISTS OF DETROIT PC	5,997
1001 Risk Management Fund	D23100 Risk Management	BAY MEDICAL CENTER SACRED HEART HEALTH SYSTEM	23,336
1001 Risk Management Fund	D23100 Risk Management	BROWN REHAB MANAGEMENT INC	168,497
1001 Risk Management Fund	D23100 Risk Management	CENTRAL MEDICAL IMAGING	18,380
1001 Risk Management Fund	D23100 Risk Management	CENTRAL MEDICAL IMAGING INC	10,020
1001 Risk Management Fund	D23100 Risk Management	CENTRAL REHABILITATION INC	17,697
1001 Risk Management Fund	D23100 Risk Management	CHARTERS HECK O'DONNELL & PETRULIS PC	8,877
1001 Risk Management Fund	D23100 Risk Management	COMPUTER SCIENCES CORPORATION	10,000
1001 Risk Management Fund	D23100 Risk Management	CRITTENTON HOSPITAL	28,047
1001 Risk Management Fund	D23100 Risk Management	CVS TRANSPORTATION SERVICES INC	12,292
1001 Risk Management Fund	D23100 Risk Management	D I P M R	7,970
1001 Risk Management Fund	D23100 Risk Management	DEARBORN ORTHOPEDICS AND SPORTS MED PC	6,866
1001 Risk Management Fund	D23100 Risk Management	DETROIT MACOMB HOSPITAL CORPORATION	40,875
1001 Risk Management Fund	D23100 Risk Management	DETROIT RECEIVING HOSPITAL INC	124,688
1001 Risk Management Fund	D23100 Risk Management	DR L REYNOLDS AND ASSOCIATES PC	5,781
1001 Risk Management Fund	D23100 Risk Management	ERIC CLARK ATTY	13,500
1001 Risk Management Fund	D23100 Risk Management	FIRST RECOVERY GROUP LLC	11,682
1001 Risk Management Fund	D23100 Risk Management	HCR MANORCARE MEDICAL SERVICES OF FLORIDA LLC	5,354
1001 Risk Management Fund	D23100 Risk Management	HEALTHSOUTH EMERALD COAST	27,300
1001 Risk Management Fund	D23100 Risk Management	HENRY FORD HEALTH SYSTEM	262,758
1001 Risk Management Fund	D23100 Risk Management	HENRY FORD MACOMB HOSPITAL	24,743
1001 Risk Management Fund	D23100 Risk Management	HURLEY 1 BINSONS MEDICAL EQUIPMENT	6,380
1001 Risk Management Fund	D23100 Risk Management	IMPACT	28,236
1001 Risk Management Fund	D23100 Risk Management	INDEPENDENT EVALUATION SERVICES LLC	19,756
1001 Risk Management Fund	D23100 Risk Management	INJURED WORKERS PHARMACY LLC	5,582
1001 Risk Management Fund	D23100 Risk Management	IRVINE HEAD INJURY PROGRAM	69,000
1001 Risk Management Fund	D23100 Risk Management	JAMES G JOHNSON	78,012
1001 Risk Management Fund	D23100 Risk Management	JIMMY SEALS	56,446
1001 Risk Management Fund	D23100 Risk Management	JOHN SAMANI MD PC	13,109
1001 Risk Management Fund	D23100 Risk Management	JOHN ZINKEL	5,151
1001 Risk Management Fund	D23100 Risk Management	JOSEPH FALLIA MD	8,875
1001 Risk Management Fund	D23100 Risk Management	KELVIN PATRICK	11,200
1001 Risk Management Fund	D23100 Risk Management	KINDRED HOSPITAL DETROIT	185,262
1001 Risk Management Fund	D23100 Risk Management	LAKELAND NEURO CARE CENTER	7,997
1001 Risk Management Fund	D23100 Risk Management	LAKES SURGERY CENTER	5,076
1001 Risk Management Fund	D23100 Risk Management	LAMAURICE H GARDNER PHD	11,148
1001 Risk Management Fund	D23100 Risk Management	LYTLE MEDICAL TECHNOLOGIES	5,873
1001 Risk Management Fund	D23100 Risk Management	MALLET, JOHNNIE HALBERT	12,585
1001 Risk Management Fund	D23100 Risk Management	MARVIN AND BETTY DANTO FAMILY HEALTH CARE CENTER 4260	50,206
1001 Risk Management Fund	D23100 Risk Management	MEDICAL CENTER EMERGENCY SERVICES PC	13,439

Expenditures: Made & Approved

Fund	Agency	Vendor	Amount
1001 Risk Management Fund	D23100 Risk Management	MEDICOLEGAL SERVICES LLC	30,107
1001 Risk Management Fund	D23100 Risk Management	MERCER OLIVER WYMAN ACTUARIAL CONSULTING	5,000
1001 Risk Management Fund	D23100 Risk Management	MICHIGAN HEAD AND SPINE INSTITUTE PC	29,020
1001 Risk Management Fund	D23100 Risk Management	MICHIGAN NEUROLOGY ASSOCIATES PC	7,740
1001 Risk Management Fund	D23100 Risk Management	MICHIGAN SURGERY SPECIALISTS	68,749
1001 Risk Management Fund	D23100 Risk Management	MID AMERICA EVALUATION GROUP INC	10,164
1001 Risk Management Fund	D23100 Risk Management	MIDWEST MEDICAL HEALTH CENTER PC	201,283
1001 Risk Management Fund	D23100 Risk Management	MILLENIUM LABORATORIES OF CALIFORNIA INC	5,217
1001 Risk Management Fund	D23100 Risk Management	MMT INTEGRATIVE SERVICES	5,358
1001 Risk Management Fund	D23100 Risk Management	MRI OF SOUTHFIELD	6,213
1001 Risk Management Fund	D23100 Risk Management	MSC GROUP INC	5,006
1001 Risk Management Fund	D23100 Risk Management	MT CLEMENS REGIONAL MEDICAL CENTER	8,078
1001 Risk Management Fund	D23100 Risk Management	NATIONWIDE IME LLC	9,749
1001 Risk Management Fund	D23100 Risk Management	OAKLAND REGIONAL MACOMB CENTER	14,154
1001 Risk Management Fund	D23100 Risk Management	OAKWOOD HEALTHCARE INC	73,391
1001 Risk Management Fund	D23100 Risk Management	ON TIME PLUS TRANSPORTATION INC	16,648
1001 Risk Management Fund	D23100 Risk Management	PETRILLI, ANTHONY	9,812
1001 Risk Management Fund	D23100 Risk Management	PHYSICAL REHABILITATION SERVICES PLLC	16,544
1001 Risk Management Fund	D23100 Risk Management	PHYSIOTHERAPY ASSOCIATES INC	10,059
1001 Risk Management Fund	D23100 Risk Management	PINNACLE ACTUARIAL RESOURCES INC	16,000
1001 Risk Management Fund	D23100 Risk Management	PLYMOUTH PHYSICAL THERAPY SPECIALISTS	5,390
1001 Risk Management Fund	D23100 Risk Management	PMSI INC	56,441
1001 Risk Management Fund	D23100 Risk Management	PORRETTA CENTER FOR ORTHO SURGERY PC	8,387
1001 Risk Management Fund	D23100 Risk Management	PREMIER SURGICAL CENTER OF MICHIGAN	12,362
1001 Risk Management Fund	D23100 Risk Management	PROVIDENCE HOSPITAL AND MEDICAL CENTERS	39,206
1001 Risk Management Fund	D23100 Risk Management	RAINBOW REHABILITATION CENTER	95,971
1001 Risk Management Fund	D23100 Risk Management	REGENTS OF THE UNIVERSITY OF MICHIGAN	12,112
1001 Risk Management Fund	D23100 Risk Management	REVERENCE HOME HEALTH & HOSPICE	9,925
1001 Risk Management Fund	D23100 Risk Management	ROBINSON U ORDONA MD	6,310
1001 Risk Management Fund	D23100 Risk Management	S & L ASSOCIATES INC	8,757
1001 Risk Management Fund	D23100 Risk Management	SBM INC	83,806
1001 Risk Management Fund	D23100 Risk Management	SELECT SPEICALTY HOSPITAL	51,856
1001 Risk Management Fund	D23100 Risk Management	SPECIAL TREE RESIDENTIAL	155,870
1001 Risk Management Fund	D23100 Risk Management	SPINAL CARE OF NEVADA	5,117
1001 Risk Management Fund	D23100 Risk Management	SPORTS MEDICINE CTR OF METRO	9,233
1001 Risk Management Fund	D23100 Risk Management	ST CLAIR ORTHOPAEDICS AND SPORTS MED PC	26,099
1001 Risk Management Fund	D23100 Risk Management	ST JOHN HOSPITAL & MEDICAL CENTER	6,925
1001 Risk Management Fund	D23100 Risk Management	STATE OF MICHIGAN SECOND INJURY FUND	72,493
1001 Risk Management Fund	D23100 Risk Management	STATE OF MICHIGAN SET FUND	58,049
1001 Risk Management Fund	D23100 Risk Management	STATE OF MICHIGAN SILICOSIS & DUST DISEASE FUND	12,609
1001 Risk Management Fund	D23100 Risk Management	STEVEN KUSHNER	15,948
1001 Risk Management Fund	D23100 Risk Management	TEAM REHABILITATION D1 LLC	13,695
1001 Risk Management Fund	D23100 Risk Management	TEAM REHABILITATION SCH LLC	22,649
1001 Risk Management Fund	D23100 Risk Management	TEAM REHABILITATION TY LLC	5,655
1001 Risk Management Fund	D23100 Risk Management	TMESYS INC	143,618
1001 Risk Management Fund	D23100 Risk Management	UNIVERSITY PHYSICIAN GROUP	129,339

Expenditures: Made & Approved

Fund	Agency	Vendor	Amount
1001 Risk Management Fund	D23100 Risk Management	UZNIS-DWIGHT PHYSICAL THERAPY	5,358
1001 Risk Management Fund	D23100 Risk Management	VHS HARPER HUTZEL HOSPITAL	92,532
1001 Risk Management Fund	D23100 Risk Management	VHS HURON VALLEY SINAI HOSPITAL INC	7,864
1001 Risk Management Fund	D23100 Risk Management	VHS PHYSICIANS OF MICHIGAN	26,619
1001 Risk Management Fund	D23100 Risk Management	VHS REHABILITATION INSTITUTE OF MICHIGAN	257,871
1001 Risk Management Fund	D23100 Risk Management	VHS SINAI GRACE HOSPITAL INC	82,919
1001 Risk Management Fund	D23100 Risk Management	WILLIAM BEAUMONT HOSPITAL	130,538
1001 Risk Management Fund	D23100 Risk Management	WORK REHAB SOLUTIONS PLC	12,000
1001 Risk Management Fund	D23100 Risk Management	WORK REHABILITATION SPECIALISTS	10,891
1001 Risk Management Fund	D23100 Risk Management	WRIGHT & FILIPPIS INC	19,989
1001 Risk Management Fund	D23100 Risk Management	WYANDOTTE HOSPITAL AND MEDICAL CNTR	6,723
1001 Risk Management Fund	D23130 General Accounting	GABRIEL ROEDER SMITH & COMPANY	7,238
1001 Risk Management Fund Total			12,365,371
2001 Block Grant	A13000 Buildings and Safety Department	1 WAY SERVICE INC	16,225
2001 Block Grant	A13000 Buildings and Safety Department	BLUE STAR INC	919,900
2001 Block Grant	A36000 Planning and Development Department	ADULT WELL BEING SERVICES	82,293
2001 Block Grant	A36000 Planning and Development Department	AFRICAN DANCE WORKS	20,248
2001 Block Grant	A36000 Planning and Development Department	AZTECA BUSINESS PRODUCTS INC	7,461
2001 Block Grant	A36000 Planning and Development Department	BRIDGING COMMUNITIES	14,472
2001 Block Grant	A36000 Planning and Development Department	CADILLAC TOWER MI LLC	38,355
2001 Block Grant	A36000 Planning and Development Department	CENTRAL UNITED METHODIST CHURCH	10,527
2001 Block Grant	A36000 Planning and Development Department	CLARK PARK COALITION	7,917
2001 Block Grant	A36000 Planning and Development Department	COMMUNITY HEALTH AWARENESS	13,020
2001 Block Grant	A36000 Planning and Development Department	COMPUTECH CORPORATION	45,360
2001 Block Grant	A36000 Planning and Development Department	DELRAY UNITED ACTION COUNCIL	50,519
2001 Block Grant	A36000 Planning and Development Department	DETROIT CATHOLIC PASTORAL	30,109
2001 Block Grant	A36000 Planning and Development Department	DETROIT CENTRAL CITY COMMUNITY	16,692
2001 Block Grant	A36000 Planning and Development Department	DETROIT NON PROFIT HOUSING CORPORATION	34,112
2001 Block Grant	A36000 Planning and Development Department	DETROIT YOUTH FOUNDATION	22,772
2001 Block Grant	A36000 Planning and Development Department	ELMHURST HOME INC	10,180
2001 Block Grant	A36000 Planning and Development Department	FOCUS HOPE	50,564
2001 Block Grant	A36000 Planning and Development Department	INTERNATIONAL INSTITUTE OF METROPOLITAN DEROIT INC	9,517
2001 Block Grant	A36000 Planning and Development Department	LATIN-AMERICANS FOR SOCIAL AND	88,000
2001 Block Grant	A36000 Planning and Development Department	LIFT WOMENS RESOURCE CTR	7,553
2001 Block Grant	A36000 Planning and Development Department	MANNIK & SMITH GROUP INC	86,201
2001 Block Grant	A36000 Planning and Development Department	MICHIGAN CHRONICLE PUBLISHING COMPANY	17,216
2001 Block Grant	A36000 Planning and Development Department	MOORE COMMUNITY COUNCIL INC	6,518
2001 Block Grant	A36000 Planning and Development Department	MOSAIC YOUTH THEATRE OF DETROIT	11,836
2001 Block Grant	A36000 Planning and Development Department	MUSLIM CENTER	50,567
2001 Block Grant	A36000 Planning and Development Department	NEIGHBORHOOD SERVICE ORGANIZATION	7,510
2001 Block Grant	A36000 Planning and Development Department	PEOPLE'S HOUSING & COMMUNITY	19,519
2001 Block Grant	A36000 Planning and Development Department	PIE MANAGEMENT LLC	49,500
2001 Block Grant	A36000 Planning and Development Department	SICKLE CELL DISEASE ASSOC OF AMERICA	66,162
2001 Block Grant	A36000 Planning and Development Department	SPRINT	6,669
2001 Block Grant	A36000 Planning and Development Department	ST JOHN COMMUNITY CENTER	52,900

Expenditures: Made & Approved

Fund	Agency	Vendor	Amount
2001 Block Grant	A36000 Planning and Development Department	TEEN HYPE YOUTH DEVELOPMENT PROGRAM	9,666
2001 Block Grant	A36000 Planning and Development Department	US BANK TRUST NATIONAL ASSN	6,830
2001 Block Grant	A36000 Planning and Development Department	VOLUNTEERS IN PREVENTION	27,599
2001 Block Grant	A36000 Planning and Development Department	VSA MICHIGAN	42,901
2001 Block Grant	A36000 Planning and Development Department	WARREN CONNER DEVELOPMENT COALITIONS	83,340
2001 Block Grant	A36000 Planning and Development Department	YOUNG DETROIT BUILDERS	26,472
2001 Block Grant	A39000 Recreation Department	KEO AND ASSOCIATES INC	69,035
2001 Block Grant	A52000 City Council	VANASSE HANGEN BRUSTLIN INC	18,150
2001 Block Grant Total			2,154,386
2002 UDAG and Discretionary Grants	A36000 Planning and Development Department	ALTERNATIVE FOR GIRLS	86,167
2002 UDAG and Discretionary Grants	A36000 Planning and Development Department	CASS COMMUNITY SOCIAL SERVICES INC	145,843
2002 UDAG and Discretionary Grants	A36000 Planning and Development Department	DETROIT CENTRAL CITY COMMUNITY	35,744
2002 UDAG and Discretionary Grants	A36000 Planning and Development Department	HEAT & WARMTH FUND THE	100,252
2002 UDAG and Discretionary Grants	A36000 Planning and Development Department	LEGAL AID AND DEFENDERS ASSOCIATION	62,178
2002 UDAG and Discretionary Grants	A36000 Planning and Development Department	MARINERS INN	88,190
2002 UDAG and Discretionary Grants	A36000 Planning and Development Department	OPERATION GET DOWN	23,509
2002 UDAG and Discretionary Grants	A36000 Planning and Development Department	ST JOHN COMMUNITY CENTER	59,002
2002 UDAG and Discretionary Grants	A36000 Planning and Development Department	THE SALVATION ARMY	20,000
2002 UDAG and Discretionary Grants	A36000 Planning and Development Department	TRAVELERS AID SOCIETY OF DETROIT	27,248
2002 UDAG and Discretionary Grants	A36000 Planning and Development Department	UNITED COMMUNITY HOUSING COALITION	31,338
2002 UDAG and Discretionary Grants	A36000 Planning and Development Department	YWCA OF METROPOLITAN DETROIT	29,378
2002 UDAG and Discretionary Grants Total			708,849
2004 Neighborhood Stabilization Program	A13000 Buildings and Safety Department	1 WAY SERVICE INC	158,530
2004 Neighborhood Stabilization Program	A13000 Buildings and Safety Department	ABLE DEMOLITION INC	5,700
2004 Neighborhood Stabilization Program	A13000 Buildings and Safety Department	BLUE STAR INC	251,400
2004 Neighborhood Stabilization Program	A13000 Buildings and Safety Department	DEN-MAN CONTRACTORS INC	200,704
2004 Neighborhood Stabilization Program	A13000 Buildings and Safety Department	DMC CONSULTANTS INC	176,198
2004 Neighborhood Stabilization Program	A13000 Buildings and Safety Department	DTE ENERGY	47,520
2004 Neighborhood Stabilization Program	A13000 Buildings and Safety Department	FARROW GROUP INC	199,500
2004 Neighborhood Stabilization Program	A13000 Buildings and Safety Department	FUTURENET GROUP INC	623,960
2004 Neighborhood Stabilization Program	A13000 Buildings and Safety Department	JOY CONSTRUCTION LEASING INC	26,223
2004 Neighborhood Stabilization Program	A13000 Buildings and Safety Department	UPRIGHT WRECKING CO	10,812
2004 Neighborhood Stabilization Program	A36000 Planning and Development Department	DETROIT LAND BANK AUTHORITY	954,052
2004 Neighborhood Stabilization Program Total			2,654,598
2005 Neighborhood Stabilization Program III	A36000 Planning and Development Department	DETROIT LAND BANK AUTHORITY	134,708
2005 Neighborhood Stabilization Program III Total			134,708
2490 Construction Code Fund	A13000 Buildings and Safety Department	APPLIED BUILDING TECHNOLOGIES	19,338
2490 Construction Code Fund	A13000 Buildings and Safety Department	ARROW OFFICE SUPPLY CO	13,749
2490 Construction Code Fund	A13000 Buildings and Safety Department	CLARKS CONSTRUCTION	31,968
2490 Construction Code Fund	A13000 Buildings and Safety Department	COMPUTECH CORPORATION	76,158
2490 Construction Code Fund	A13000 Buildings and Safety Department	FUTURENET GROUP INC	48,460
2490 Construction Code Fund	A13000 Buildings and Safety Department	GREG'S ELECTRIC COMPANY INC	5,784

Expenditures: Made & Approved

Fund	Agency	Vendor	Amount
2490 Construction Code Fund	A13000 Buildings and Safety Department	INTERNATIONAL CODE COUNCIL INC	6,194
2490 Construction Code Fund	A13000 Buildings and Safety Department	KEYES-DAVIS COMPANY	31,494
2490 Construction Code Fund	A13000 Buildings and Safety Department	QUILL CORPORATION	7,297
2490 Construction Code Fund	A13000 Buildings and Safety Department	SPRINT PCS	20,725
2490 Construction Code Fund	A13000 Buildings and Safety Department	THOMAS M OBRIEN	5,793
2490 Construction Code Fund	A13000 Buildings and Safety Department	VERIZON WIRELESS	16,462
2490 Construction Code Fund	A13000 Buildings and Safety Department	WAYNE COUNTY REGISTER OF DEEDS	110,384
2490 Construction Code Fund	Department of Administrative Hearings Budget	COMPUWARE CORPORATION	587,340
2490 Construction Code Fund Total			981,148
2601 Drug Law Enforcement Fund	A37000 Police Department	BISHOP REAL ESTATE LLC	127,851
2601 Drug Law Enforcement Fund	A37000 Police Department	BREATHING AIR SYSTEM DIV OF	5,850
2601 Drug Law Enforcement Fund	A37000 Police Department	GREAT LAKES AVIATION SERVICE	6,258
2601 Drug Law Enforcement Fund	A37000 Police Department	H C M INC	26,780
2601 Drug Law Enforcement Fund	A37000 Police Department	JULIAN WATKINS DANIEL REID	30,245
2601 Drug Law Enforcement Fund	A37000 Police Department	POLICE NARCOTICS 469523	24,039
2601 Drug Law Enforcement Fund	A37000 Police Department	TINA M TOLLIVER- CUSTODIAN	120,142
2601 Drug Law Enforcement Fund	A37000 Police Department	WAYNE COUNTY TREASURER	29,885
2601 Drug Law Enforcement Fund	D23070 Treasury	JUAN WILLIS	8,749
2601 Drug Law Enforcement Fund Total			379,799
3001 Library	A20000 Department of Transportation	BOARD OF WATER COMMISSIONERS	85,367
3001 Library	A41000 Water Department	XEROX CORPORATION	25,964
3001 Library	A72000 Library	3M LIBRARY SYSTEMS	16,582
3001 Library	A72000 Library	ABM BUILDING SERVICE	306,221
3001 Library	A72000 Library	AZTEC SOFTWARE ASSOCIATES INC	9,000
3001 Library	A72000 Library	BOARD OF WATER COMMISSIONERS	41,612
3001 Library	A72000 Library	CDW GOVERNMENT INC	27,270
3001 Library	A72000 Library	CENGAGE LEARNING	10,105
3001 Library	A72000 Library	CRANBROOK GENERAL UNDERWRITERS AGENCY	46,975
3001 Library	A72000 Library	DELL COMPUTER CORPORATION	61,999
3001 Library	A72000 Library	DETROIT ELEVATOR CO	5,481
3001 Library	A72000 Library	DETROIT THERMAL LLC	255,368
3001 Library	A72000 Library	DICKINSON WRIGHT PLLC	10,779
3001 Library	A72000 Library	DTE ENERGY	32,797
3001 Library	A72000 Library	EBSCO SUBSCRIPTION SRVS	64,630
3001 Library	A72000 Library	EZELL SUPPLY CORP	30,847
3001 Library	A72000 Library	FRISBIE MOVING & STORAGE CO	29,014
3001 Library	A72000 Library	GAYLORD BROTHERS DIV OF THE CROYON CO	6,568
3001 Library	A72000 Library	GEMINI COMPUTERS INC	24,070
3001 Library	A72000 Library	GRAINGER	8,992
3001 Library	A72000 Library	IC DATA COMMUNICATIONS LLC	16,879
3001 Library	A72000 Library	INGRAM LIBRARY SERVICES	161,253
3001 Library	A72000 Library	JENKINS CONSTRUCTION INC	108,420
3001 Library	A72000 Library	MIDWEST TAPE	150,000
3001 Library	A72000 Library	MOTOR DRIVE LANDSCAPING INC	38,500

Expenditures: Made & Approved

Fund	Agency	Vendor	Amount
3001 Library	A72000 Library	NALCO CHEMICAL CO	6,230
3001 Library	A72000 Library	OCLC FOREST PRESS	60,575
3001 Library	A72000 Library	OVERDRIVE INC	71,000
3001 Library	A72000 Library	P & P REAL ESTATE INVESTMENT INC	20,284
3001 Library	A72000 Library	PROQUEST INFORMATION & LEARNING CO	18,675
3001 Library	A72000 Library	PYRATECH SECURITY SYSTEMS INC	188,951
3001 Library	A72000 Library	ROYAL ROOFING CO INC	17,360
3001 Library	A72000 Library	SIRSI CORPORATION	125,280
3001 Library	A72000 Library	TELNET WORLDWIDE INC	41,682
3001 Library	A72000 Library	TERMINIX INTERNATIONAL L L C	7,006
3001 Library	A72000 Library	TUTOR.COM INC	40,000
3001 Library	A72000 Library	WASTE MANAGEMENT OF MICHIGAN INC	7,031
3001 Library	A72000 Library	WORLD BOOK INC	21,179
3001 Library	A72000 Library	WRIGHT EXPRESS CORPORTION	10,445
3001 Library	A72000 Library	XEROX CORPORATION	60,617
3001 Library Total			<u>2,271,005</u>
3212 WORKFORCE INVESTMENT ACT	Detroit's Workforce Development Department	CVS	13,143
3212 WORKFORCE INVESTMENT ACT Total			<u>13,143</u>
3214 Temporary Assistance for Needy Families (TANF)	Detroit's Workforce Development Department	STATE OF MICHIGAN 2	73,835
3214 Temporary Assistance for Needy Families (TANF) Total			<u>73,835</u>
3301 Major Street	A19000 Department of Public Works	A & M TRUCKING INC	77,808
3301 Major Street	A19000 Department of Public Works	ATWOOD TRUCKING CO	138,405
3301 Major Street	A19000 Department of Public Works	CADILLAC ASPHALT LLC	1,796,749
3301 Major Street	A19000 Department of Public Works	DETROIT BUILDING AUTHORITY	50,846
3301 Major Street	A19000 Department of Public Works	DETROIT CONNECTING RAILROAD COMPANY	10,580
3301 Major Street	A19000 Department of Public Works	DETROIT ROLLING DOOR & GATE INC	5,765
3301 Major Street	A19000 Department of Public Works	DETROIT SALT COMPANY LC	843,063
3301 Major Street	A19000 Department of Public Works	DMC CONSULTANTS INC	442,700
3301 Major Street	A19000 Department of Public Works	FORT WAYNE CONSTRUCTION INC	46,508
3301 Major Street	A19000 Department of Public Works	FORT WAYNE CONTRACTING INC	498,706
3301 Major Street	A19000 Department of Public Works	GIORGI CONCRETE LLC	1,377,805
3301 Major Street	A19000 Department of Public Works	GRAND TRUNK WESTERN RAILROAD	8,610
3301 Major Street	A19000 Department of Public Works	HNTB MICHIGAN INC	174,878
3301 Major Street	A19000 Department of Public Works	HOMRICH WRECKING INC	44,840
3301 Major Street	A19000 Department of Public Works	HUBBELL ROTH & CLARK INC	70,301
3301 Major Street	A19000 Department of Public Works	ITERIS MICHIGAN LLC	239,743
3301 Major Street	A19000 Department of Public Works	J RANCK ELECTRIC INC	440,320
3301 Major Street	A19000 Department of Public Works	JHOHMAN LLC DBA LAGARDA SECURITY	60,669
3301 Major Street	A19000 Department of Public Works	JIREH TRANSPORTATION	32,351
3301 Major Street	A19000 Department of Public Works	MDSOLUTIONS INC	11,069
3301 Major Street	A19000 Department of Public Works	METCO SERVICES INC	48,800
3301 Major Street	A19000 Department of Public Works	MICHIGAN DEPARTMENT STATE HIGHWAYS TRANS	1,725,998
3301 Major Street	A19000 Department of Public Works	MORTON SALT INC	48,236

Expenditures: Made & Approved

Fund	Agency	Vendor	Amount
3301 Major Street	A19000 Department of Public Works	MOTOR CITY ELECTRIC TECHNOLOGIES INC	325,990
3301 Major Street	A19000 Department of Public Works	OSBURN ASSOCIATES INC DN2	67,785
3301 Major Street	A19000 Department of Public Works	OTIS ELEVATOR CO	6,007
3301 Major Street	A19000 Department of Public Works	PARSONS BRINCKEROFF MICHIGAN INC	17,357
3301 Major Street	A19000 Department of Public Works	T & N SERVICES INC	44,268
3301 Major Street	A19000 Department of Public Works	TUCKER YOUNG JACKSON TULL INC	166,382
3301 Major Street	A19000 Department of Public Works	URS GREAT LAKES CORPORATION	215,846
3301 Major Street	A19000 Department of Public Works	WADE TRIM ASSOCIATES INC	286,919
3301 Major Street	A19000 Department of Public Works	Z CONTRACTORS INC	132,664
3301 Major Street Total			<u><u>9,457,966</u></u>
3302 Local Streets	A19000 Department of Public Works	CADILLAC ASPHALT LLC	531,979
3302 Local Streets	A19000 Department of Public Works	DETROIT HOUSING COMMISSION	100,000
3302 Local Streets Total			<u><u>631,979</u></u>
3305 PA 48 2002 Fund	A19000 Department of Public Works	GIORGI CONCRETE LLC	697,660
3305 PA 48 2002 Fund Total			<u><u>697,660</u></u>
3401 Solid Waste Management	A19000 Department of Public Works	ALTA CONSTRUCTION EQUIPMENT LLC	92,961
3401 Solid Waste Management	A19000 Department of Public Works	BELL EQUIPMENT COMPANY	144,658
3401 Solid Waste Management	A19000 Department of Public Works	CANNON ENGINEERING & EQUIPMENT	19,585
3401 Solid Waste Management	A19000 Department of Public Works	GREAT LAKES SERVICE CENTER INC	48,755
3401 Solid Waste Management	A19000 Department of Public Works	RENKIM CORPORATION	8,667
3401 Solid Waste Management	A19000 Department of Public Works	TOTER INCORPORATED	119,750
3401 Solid Waste Management Total			<u><u>434,376</u></u>
3507 Community Programs 85-86	A30000 Human Services Department	AMPRO CONSTRUCTION LLC	46,303
3507 Community Programs 85-86	A30000 Human Services Department	C & H BUILDERS	6,564
3507 Community Programs 85-86	A30000 Human Services Department	CLARKS CONSTRUCTION	32,726
3507 Community Programs 85-86	A30000 Human Services Department	E L BAILEY & CO INC	18,819
3507 Community Programs 85-86	A30000 Human Services Department	KINGSWAY BUILDING & MAINTENANCE	14,714
3507 Community Programs 85-86	A30000 Human Services Department	RE-CONSTRUCTION	15,959
3507 Community Programs 85-86	A30000 Human Services Department	T & T BUILDERS	45,875
3507 Community Programs 85-86	A30000 Human Services Department	UNIGLOBE CONSTRUCTION CO	12,347
3507 Community Programs 85-86 Total			<u><u>193,307</u></u>
3509 Headstart 85-86	A25000 Health Department	CLARK ASSOCIATES INC	115,327
3509 Headstart 85-86	A30000 Human Services Department	ALAN C YOUNG ASSOCIATES PC	39,475
3509 Headstart 85-86	A30000 Human Services Department	US DEPARTMENT OF HEALTH AND HUMAN SERVICES	9,604
3509 Headstart 85-86 Total			<u><u>164,406</u></u>
3516 CSBG Main Grant 94-95	A25000 Health Department	CLARK ASSOCIATES INC	101,197
3516 CSBG Main Grant 94-95	A30000 Human Services Department	1959 EAST JEFFERSON LLC	28,896
3516 CSBG Main Grant 94-95	A30000 Human Services Department	ABUNDANT CARE TRAINING SERVICES	12,971
3516 CSBG Main Grant 94-95	A30000 Human Services Department	CHECKER CAB	37,209
3516 CSBG Main Grant 94-95	A30000 Human Services Department	CIRCLE Y RANCH	15,000

Expenditures: Made & Approved

Fund	Agency	Vendor	Amount
3516 CSBG Main Grant 94-95	A30000 Human Services Department	DETROIT AREA AGENCY ON AGING	150,000
3516 CSBG Main Grant 94-95	A30000 Human Services Department	DETROIT ELEVATOR CO	5,820
3516 CSBG Main Grant 94-95	A30000 Human Services Department	DETROIT RESCUE MISSION MINISTRIES	662,116
3516 CSBG Main Grant 94-95	A30000 Human Services Department	GLEANERS COMMUNITY FOOD BANK 1	99,191
3516 CSBG Main Grant 94-95	A30000 Human Services Department	YOUNG DETROIT BUILDERS	97,906
3516 CSBG Main Grant 94-95 Total			1,210,306
3601 General Grants	A13000 Buildings and Safety Department	1 WAY SERVICE INC	283,299
3601 General Grants	A13000 Buildings and Safety Department	FARROW GROUP INC	190,382
3601 General Grants	A13000 Buildings and Safety Department	U S ENVIRONMENTAL PROTECTION AGENCY	5,000
3601 General Grants	A24000 Fire Department	APOLLO FIRE EQUIPMENT CO	228,250
3601 General Grants	A24000 Fire Department	CONTRACTORS FENCE SERVICE	34,598
3601 General Grants	A24000 Fire Department	OAS GROUP INC	50,713
3601 General Grants	A24000 Fire Department	PHYSIO-CONTROL CORP	194,810
3601 General Grants	A25000 Health Department	CLARK ASSOCIATES INC	128,014
3601 General Grants	A25000 Health Department	SOUTHEASTERN MICHIGAN HEALTH ASSOC	2,704,435
3601 General Grants	A25000 Health Department	STATE OF MICHIGAN	86,634
3601 General Grants	A37000 Police Department	JORGENSEN FORD	40,398
3601 General Grants	A37000 Police Department	RESPONSE NETWORK	44,000
3601 General Grants	A39000 Recreation Department	ABLE DEMOLITION INC	146,300
3601 General Grants	A39000 Recreation Department	THE CASOE GROUP INC	5,300
3601 General Grants	A39000 Recreation Department	TURNER TOURS	11,380
3601 General Grants	A41000 Water Department	ARGUS GROUP INC DBA ARGUS HAZCO	22,214
3601 General Grants	A71000 Department of Elections	KONNECH INC	133,860
3601 General Grants	Detroit Office of Homeland Security	BULLEX INC	10,273
3601 General Grants	Detroit Office of Homeland Security	DETROIT BUILDING AUTHORITY	350,000
3601 General Grants	Detroit Office of Homeland Security	DETROIT ELECTRICAL SERVICES LLC	86,838
3601 General Grants	Detroit Office of Homeland Security	FEDERAL SIGNAL CORPORATION	257,279
3601 General Grants	Detroit Office of Homeland Security	GRAINGER	20,027
3601 General Grants	Detroit Office of Homeland Security	JOHNSON CONTROLS INC	108,512
3601 General Grants	Detroit Office of Homeland Security	STRATEGIC STAFFING SOLUTIONS	312,827
3601 General Grants Total			5,455,343
3604 Skillman Grant - Info Tech Plan	A39000 Recreation Department	BSN CORP	5,058
3604 Skillman Grant - Info Tech Plan Total			5,058
3701 ARRA-DOE WEATHERIZATION	A30000 Human Services Department	AMPRO CONSTRUCTION LLC	88,710
3701 ARRA-DOE WEATHERIZATION	A30000 Human Services Department	C & H BUILDERS	27,196
3701 ARRA-DOE WEATHERIZATION	A30000 Human Services Department	DETROIT URBAN LEAGUE	192,915
3701 ARRA-DOE WEATHERIZATION	A30000 Human Services Department	E L BAILEY & CO INC	49,790
3701 ARRA-DOE WEATHERIZATION	A30000 Human Services Department	KINGSWAY BUILDING & MAINTENANCE	54,917
3701 ARRA-DOE WEATHERIZATION	A30000 Human Services Department	LARRY'S CONSTRUCTION	14,151
3701 ARRA-DOE WEATHERIZATION	A30000 Human Services Department	RE-CONSTRUCTION	106,030
3701 ARRA-DOE WEATHERIZATION	A30000 Human Services Department	T & T BUILDERS	48,463
3701 ARRA-DOE WEATHERIZATION	A30000 Human Services Department	UNIGLOBE CONSTRUCTION CO	17,522
3701 ARRA-DOE WEATHERIZATION Total			599,694

Expenditures: Made & Approved

Fund	Agency	Vendor	Amount
3708 ARRA - DCH - BJA - 2009 Police	A37000 Police Department	DETROIT PUBLIC SCHOOLS	14,710
3708 ARRA - DCH - BJA - 2009 Police Total			<u>14,710</u>
3709 ARRA - DOJ - COPS Hiring - 2009 Police	A37000 Police Department	ABS STORAGE PRODUCTS	19,200
3709 ARRA - DOJ - COPS Hiring - 2009 Police	A37000 Police Department	BILL SNETHKAMPS LANSING DODGE INC	2,254,921
3709 ARRA - DOJ - COPS Hiring - 2009 Police	A37000 Police Department	HUBB SYSTEMS LLC	367,130
3709 ARRA - DOJ - COPS Hiring - 2009 Police Total			<u>2,641,251</u>
3712 ARRA - DOE-EECBG-GSD-DBA	A37000 Police Department	DETROIT BUILDING AUTHORITY	100,343
3712 ARRA - DOE-EECBG-GSD-DBA	General Service Dept	DETROIT BUILDING AUTHORITY	591,991
3712 ARRA - DOE-EECBG-GSD-DBA Total			<u>692,333</u>
3713 ARRA - Neighborhood Stabilization Program II	A13000 Buildings and Safety Department	HERITAGE INDUSTRIAL SAFETY SUPPLY	10,106
3713 ARRA - Neighborhood Stabilization Program II Total			<u>10,106</u>
3801 Renewable Energy & Energy Optimization PA 295 Fund	A38000 Public Lighting Department	MICHIGAN PUBLIC POWER AGENCY	6,828
3801 Renewable Energy & Energy Optimization PA 295 Fund	A38000 Public Lighting Department	WALKER-MILLER ENERGY SERVICES LLC	27,838
3801 Renewable Energy & Energy Optimization PA 295 Fund Total			<u>34,666</u>
4510 Gen Obl Bond Fund-Series 1993	A13000 Buildings and Safety Department	DMC CONSULTANTS INC	29,751
4510 Gen Obl Bond Fund-Series 1993	A31000 Information Technology Services Department	GROUNDWORK 0	27,599
4510 Gen Obl Bond Fund-Series 1993	A36000 Planning and Development Department	DETROIT HOUSING COMMISSION	82,001
4510 Gen Obl Bond Fund-Series 1993	A36000 Planning and Development Department	UNIVERSITY COMMONS ORGANIZATION (UCO)	238,322
4510 Gen Obl Bond Fund-Series 1993	A36000 Planning and Development Department	WAYNE COUNTY TREASURER	162,347
4510 Gen Obl Bond Fund-Series 1993	A39000 Recreation Department	CLARKS CONSTRUCTION	12,878
4510 Gen Obl Bond Fund-Series 1993	A39000 Recreation Department	COMMUNITY DEVELOPMENT SOLUTIONS LLC	30,585
4510 Gen Obl Bond Fund-Series 1993	General Service Dept	BEST FUEL SERVICE INC	5,284
4510 Gen Obl Bond Fund-Series 1993 Total			<u>588,768</u>
4513 General Obligation Bond Fund - Series 2010	A39000 Recreation Department	DRV CONTRACTORS LLC	14,481
4513 General Obligation Bond Fund - Series 2010	A39000 Recreation Department	GREAT LAKES WELDING LLC	29,427
4513 General Obligation Bond Fund - Series 2010	A39000 Recreation Department	REASONABLE ROOFING & REMODELING INC	35,581
4513 General Obligation Bond Fund - Series 2010	A39000 Recreation Department	WCI CONTRACTORS	88,709
4513 General Obligation Bond Fund - Series 2010	D23010 Administration	DETROIT BUILDING AUTHORITY	11,569,505
4513 General Obligation Bond Fund - Series 2010	D23130 General Accounting	DETROIT BUILDING AUTHORITY	8,086,127
4513 General Obligation Bond Fund - Series 2010 Total			<u>19,823,830</u>
5002 Airport Operation and Maint	A10000 Airport Department	AVSURANCE CORPORATION	22,902
5002 Airport Operation and Maint	A10000 Airport Department	CASEY FENCE CO INC	12,087
5002 Airport Operation and Maint	A10000 Airport Department	DTE ENERGY	52,071
5002 Airport Operation and Maint	A10000 Airport Department	FOREST PAINTING INC	6,000
5002 Airport Operation and Maint	A10000 Airport Department	WATERFRONT PETROLEUM TERMINALCOMPANY	12,219
5002 Airport Operation and Maint	A10000 Airport Department	WEINGARTZ SUPPLY CO INC	6,729
5002 Airport Operation and Maint	D23130 General Accounting	IPO/PLD	5,846

Expenditures: Made & Approved

Fund	Agency	Vendor	Amount
5002 Airport Operation and Maint Total			117,854
5003 Airport Improvement	A10000 Airport Department	DETROIT BUILDING AUTHORITY	161,285
5003 Airport Improvement	A10000 Airport Department	FOREST PAINTING INC	8,000
5003 Airport Improvement	A10000 Airport Department	MACDERMOTT ROOFING & SHEET METAL	16,146
5003 Airport Improvement Total			185,431
5102 Parking Operating	A20000 Department of Transportation	WRIGHT TOOL CO	27,040
5102 Parking Operating	A34000 Municipal Parking Department	BOARD OF WATER COMMISSIONERS	20,647
5102 Parking Operating	A34000 Municipal Parking Department	CAMDEN INSURANCE AGENCY INC	36,673
5102 Parking Operating	A34000 Municipal Parking Department	ENFORCEMENT TECHNOLOGY INC	70,525
5102 Parking Operating	A34000 Municipal Parking Department	GUARDIAN ALARM COMPANY	6,224
5102 Parking Operating	A34000 Municipal Parking Department	KONE INC	11,873
5102 Parking Operating	A34000 Municipal Parking Department	MR. B'S CARPET CLEANING INC.	17,500
5102 Parking Operating	A34000 Municipal Parking Department	MUNICIPAL PARKING DEPT 01 468947	6,640
5102 Parking Operating	A34000 Municipal Parking Department	PARK RITE	755,332
5102 Parking Operating Total			952,454
5301 Transportation Operation	A13000 Buildings and Safety Department	FUTURENET GROUP INC	137,282
5301 Transportation Operation	A20000 Department of Transportation	ACCUFORM BUSINESS SYSTEMS INC	21,748
5301 Transportation Operation	A20000 Department of Transportation	AGAR LAWN SPRINKLER SYSTEMS INC	28,832
5301 Transportation Operation	A20000 Department of Transportation	AJAX & AUTO CENTER RADIATOR INC	7,025
5301 Transportation Operation	A20000 Department of Transportation	AT & T MOBILITY LLC	23,461
5301 Transportation Operation	A20000 Department of Transportation	AT&T	46,780
5301 Transportation Operation	A20000 Department of Transportation	AXLETECH LLC	49,673
5301 Transportation Operation	A20000 Department of Transportation	BELL EQUIPMENT COMPANY	7,161
5301 Transportation Operation	A20000 Department of Transportation	BIRKS WORKS ENVIRONMENTAL LLC	31,168
5301 Transportation Operation	A20000 Department of Transportation	BOARD OF WATER COMMISSIONERS	48,740
5301 Transportation Operation	A20000 Department of Transportation	BROWN REHAB MANAGEMENT INC	47,239
5301 Transportation Operation	A20000 Department of Transportation	CHECKER CAB COMPANY	1,007,455
5301 Transportation Operation	A20000 Department of Transportation	CHOICEPOINT SERVICES INC	12,338
5301 Transportation Operation	A20000 Department of Transportation	COMPUWARE CORPORATION	23,438
5301 Transportation Operation	A20000 Department of Transportation	CUMMINS BRIDGEWAY LLC	36,340
5301 Transportation Operation	A20000 Department of Transportation	DATA CONSULTING GROUP INC	453,632
5301 Transportation Operation	A20000 Department of Transportation	DELRAY UNITED ACTION COUNCIL	43,952
5301 Transportation Operation	A20000 Department of Transportation	DETROIT ROLLING DOOR & GATE INC	13,330
5301 Transportation Operation	A20000 Department of Transportation	DETROIT THERMAL LLC	102,787
5301 Transportation Operation	A20000 Department of Transportation	DETROIT TRANSPORTATION CORP	155,766
5301 Transportation Operation	A20000 Department of Transportation	ELECTRONIC DATA MAGNETICS	64,348
5301 Transportation Operation	A20000 Department of Transportation	ENJOI TRANSPORTATION	891,129
5301 Transportation Operation	A20000 Department of Transportation	FUTURENET GROUP INC	414,802
5301 Transportation Operation	A20000 Department of Transportation	HERITAGE CRYSTAL CLEAN LLC	14,903
5301 Transportation Operation	A20000 Department of Transportation	JAMES MARTIN CHEVROLET	5,784
5301 Transportation Operation	A20000 Department of Transportation	KPMG LLP	25,577
5301 Transportation Operation	A20000 Department of Transportation	LAKESIDE DIVISIONS INC	329,722
5301 Transportation Operation	A20000 Department of Transportation	METRO SANITATION LLC	12,220

Expenditures: Made & Approved

Fund	Agency	Vendor	Amount
5301 Transportation Operation	A20000 Department of Transportation	MID-CONTINENTAL CLAIM SERVICE	362,611
5301 Transportation Operation	A20000 Department of Transportation	NEW FLYER INDUSTRIES LIMITED	24,117
5301 Transportation Operation	A20000 Department of Transportation	OAS GROUP INC	31,425
5301 Transportation Operation	A20000 Department of Transportation	PARSONS BRINCKEROFF MICHIGAN INC	760,279
5301 Transportation Operation	A20000 Department of Transportation	PRONTO PEST MANAGEMENT INC	16,693
5301 Transportation Operation	A20000 Department of Transportation	RANDY LANE PC	31,248
5301 Transportation Operation	A20000 Department of Transportation	SHRADER TIRE & OIL INC	625,366
5301 Transportation Operation	A20000 Department of Transportation	SMART	191,169
5301 Transportation Operation	A20000 Department of Transportation	T & N SERVICES INC	25,200
5301 Transportation Operation	A20000 Department of Transportation	TRADER RAY TIRE CENTER	17,731
5301 Transportation Operation	A20000 Department of Transportation	TRAPEZE SOFTWARE GROUP INC	843,347
5301 Transportation Operation	A20000 Department of Transportation	UNIVERSAL SYSTEM TECHNOLOGIES INC	22,950
5301 Transportation Operation	A20000 Department of Transportation	VERIZON WIRELESS	6,578
5301 Transportation Operation	A20000 Department of Transportation	WALKERS HEATING & COOLING	249,363
5301 Transportation Operation	A20000 Department of Transportation	WATERFRONT PETROLEUM TERMINALCOMPANY	335,882
5301 Transportation Operation	A20000 Department of Transportation	WILLIAMS DETROIT DIESEL	9,080
5301 Transportation Operation	A20000 Department of Transportation	WOLVERINE OIL & SUPPLY CO INC	27,812
5301 Transportation Operation	A20000 Department of Transportation	WRIGHT TOOL CO	49,879
5301 Transportation Operation Total			7,687,360
5303 Transportation Grants Fund	A20000 Department of Transportation	AJAX & AUTO CENTER RADIATOR INC	23,825
5303 Transportation Grants Fund	A20000 Department of Transportation	ASSETWORKS INC	111,308
5303 Transportation Grants Fund	A20000 Department of Transportation	AUDIO VISUAL EQUIPMENT & SUPPLIES	8,021
5303 Transportation Grants Fund	A20000 Department of Transportation	AXLETECH LLC	44,111
5303 Transportation Grants Fund	A20000 Department of Transportation	CATHOLIC SOCIAL SERVICES	152,116
5303 Transportation Grants Fund	A20000 Department of Transportation	COMPUTECH CORPORATION	18,863
5303 Transportation Grants Fund	A20000 Department of Transportation	CUMMINS BRIDGEWAY LLC	66,017
5303 Transportation Grants Fund	A20000 Department of Transportation	DETROIT BUILDING AUTHORITY	1,170,311
5303 Transportation Grants Fund	A20000 Department of Transportation	DPF CLEANING SPECIALISTS LTD	28,588
5303 Transportation Grants Fund	A20000 Department of Transportation	GALEANAS VAN DYKE DODGE INC	592,920
5303 Transportation Grants Fund	A20000 Department of Transportation	GILLIG CORPORATION	52,115
5303 Transportation Grants Fund	A20000 Department of Transportation	HOTSY MIDWEST CLEANING SYSTEMS	16,574
5303 Transportation Grants Fund	A20000 Department of Transportation	KIRK'S AUTOMOTIVE INC	112,150
5303 Transportation Grants Fund	A20000 Department of Transportation	LATIN-AMERICANS FOR SOCIAL AND	45,014
5303 Transportation Grants Fund	A20000 Department of Transportation	LINCOLN PARK PAINTERS SUPPLY & EQUIPMENT CO	7,705
5303 Transportation Grants Fund	A20000 Department of Transportation	NEW FLYER INDUSTRIES LIMITED	817,335
5303 Transportation Grants Fund	A20000 Department of Transportation	PARSONS BRINCKEROFF MICHIGAN INC	24,195
5303 Transportation Grants Fund	A20000 Department of Transportation	PREVOST PARTS/PREVOST CAR INC	209,653
5303 Transportation Grants Fund	A20000 Department of Transportation	QUILL CORPORATION	14,444
5303 Transportation Grants Fund	A20000 Department of Transportation	RECYCLING FLUID TECHNOLOGIES INC	8,408
5303 Transportation Grants Fund	A20000 Department of Transportation	SHRADER TIRE & OIL INC	5,867
5303 Transportation Grants Fund	A20000 Department of Transportation	SUTRAK CORPORATION	61,182
5303 Transportation Grants Fund	A20000 Department of Transportation	TWILIO INC	17,482
5303 Transportation Grants Fund	A20000 Department of Transportation	URS GREAT LAKES CORPORATION	1,015,543
5303 Transportation Grants Fund	A20000 Department of Transportation	VALLEY TRUCK PARTS INC	56,197
5303 Transportation Grants Fund	A20000 Department of Transportation	WALKERS HEATING & COOLING	180,910

Expenditures: Made & Approved

Fund	Agency	Vendor	Amount
5303 Transportation Grants Fund	A20000 Department of Transportation	WCI CONTRACTORS	179,301
5303 Transportation Grants Fund	A20000 Department of Transportation	WILLIAMS DETROIT DIESEL	57,539
5303 Transportation Grants Fund	A20000 Department of Transportation	WOLVERINE OIL & SUPPLY CO INC	9,162
5303 Transportation Grants Fund	A20000 Department of Transportation	WRIGHT TOOL CO	8,589
5303 Transportation Grants Fund Total			5,115,443
5402 Sewage Operation and Maintenance	A41000 Water Department	ALLIED EAGLE SUPPLY	10,965
5402 Sewage Operation and Maintenance	A41000 Water Department	ANTHONY WACHOCKI	12,800
5402 Sewage Operation and Maintenance	A41000 Water Department	APPLIED INDUSTRIAL TECHNOLOGIES	52,476
5402 Sewage Operation and Maintenance	A41000 Water Department	ARGUS GROUP INC DBA ARGUS HAZCO	37,366
5402 Sewage Operation and Maintenance	A41000 Water Department	ARROW UNIFORM RENTAL	8,821
5402 Sewage Operation and Maintenance	A41000 Water Department	AT&T	201,768
5402 Sewage Operation and Maintenance	A41000 Water Department	BARNES, FRED	12,020
5402 Sewage Operation and Maintenance	A41000 Water Department	BILL JOHNSON GROUP	20,000
5402 Sewage Operation and Maintenance	A41000 Water Department	BOARD OF WATER COMMISSIONERS	3,285,311
5402 Sewage Operation and Maintenance	A41000 Water Department	BOB MAXEY FORD INC	11,865
5402 Sewage Operation and Maintenance	A41000 Water Department	C E POLLARD COMPANY	74,983
5402 Sewage Operation and Maintenance	A41000 Water Department	CAPP INC	46,703
5402 Sewage Operation and Maintenance	A41000 Water Department	CAPP USA	32,190
5402 Sewage Operation and Maintenance	A41000 Water Department	CARMEUSE LIME INC	75,479
5402 Sewage Operation and Maintenance	A41000 Water Department	CITY OF DEARBORN	15,439
5402 Sewage Operation and Maintenance	A41000 Water Department	CLARK HILL	66,914
5402 Sewage Operation and Maintenance	A41000 Water Department	CLARK STREET PROPERTIES INC	17,300
5402 Sewage Operation and Maintenance	A41000 Water Department	COMMUNICATIONS PROFESSIONALS INC	8,370
5402 Sewage Operation and Maintenance	A41000 Water Department	DETROIT ADVANCED TECHNOLOGY APPLICATION NETWORK	1,137,874
5402 Sewage Operation and Maintenance	A41000 Water Department	DETROIT PUMP & MFG CO	11,055
5402 Sewage Operation and Maintenance	A41000 Water Department	DETROIT SALT COMPANY LC	14,421
5402 Sewage Operation and Maintenance	A41000 Water Department	DTE ENERGY	221,250
5402 Sewage Operation and Maintenance	A41000 Water Department	DYKEMA GOSSETT PLLC	153,930
5402 Sewage Operation and Maintenance	A41000 Water Department	EMA INC	1,437,904
5402 Sewage Operation and Maintenance	A41000 Water Department	EMPIRE SUPPLY	9,363
5402 Sewage Operation and Maintenance	A41000 Water Department	FAUSONE, JAMES G	17,270
5402 Sewage Operation and Maintenance	A41000 Water Department	FEDERAL PIPE & SUPPLY	107,155
5402 Sewage Operation and Maintenance	A41000 Water Department	FEDEX	5,956
5402 Sewage Operation and Maintenance	A41000 Water Department	FISHER SCIENTIFIC CO INC	20,096
5402 Sewage Operation and Maintenance	A41000 Water Department	GALLAGHER FIRE EQUIPMENT	15,087
5402 Sewage Operation and Maintenance	A41000 Water Department	GRAINGER	60,034
5402 Sewage Operation and Maintenance	A41000 Water Department	GRAINGER INDUSTRIAL SUPPLY	10,130
5402 Sewage Operation and Maintenance	A41000 Water Department	HERCULES & HERCULES INC	153,169
5402 Sewage Operation and Maintenance	A41000 Water Department	INGERSOLL RAND COMPANY	28,506
5402 Sewage Operation and Maintenance	A41000 Water Department	J G M VALVE CORP	46,190
5402 Sewage Operation and Maintenance	A41000 Water Department	JACK DOHENY SUPPLIES INC	63,709
5402 Sewage Operation and Maintenance	A41000 Water Department	JADE SCIENTIFIC INC	17,638
5402 Sewage Operation and Maintenance	A41000 Water Department	JCI JONES CHEMICALS INC	323,770
5402 Sewage Operation and Maintenance	A41000 Water Department	JOHNSON, ANDREIA	21,986
5402 Sewage Operation and Maintenance	A41000 Water Department	JORGENSEN FORD SALES INC	31,088

Expenditures: Made & Approved

Fund	Agency	Vendor	Amount
5402 Sewage Operation and Maintenance	A41000 Water Department	KENOYER, BRADLEY	14,640
5402 Sewage Operation and Maintenance	A41000 Water Department	KONECRANES INC	9,416
5402 Sewage Operation and Maintenance	A41000 Water Department	LAKESHORE ENGINEERING SERVICE INC	1,988,933
5402 Sewage Operation and Maintenance	A41000 Water Department	MACOMB PIPE & SUPPLY	32,088
5402 Sewage Operation and Maintenance	A41000 Water Department	MARY BLACKMON	12,020
5402 Sewage Operation and Maintenance	A41000 Water Department	MCNAUGHTON MCKAY ELECTRIC COMPANY	140,829
5402 Sewage Operation and Maintenance	A41000 Water Department	MIDWEST AIR FILTER INC	9,492
5402 Sewage Operation and Maintenance	A41000 Water Department	MIDWEST MEDICAL HEALTH CENTER PC	7,967
5402 Sewage Operation and Maintenance	A41000 Water Department	MOTOR CITY ELECTRIC CO	289,883
5402 Sewage Operation and Maintenance	A41000 Water Department	MOTOR CITY PIPE & SUPPLY CO	786,916
5402 Sewage Operation and Maintenance	A41000 Water Department	NORTH-WEST TRADING CO	48,297
5402 Sewage Operation and Maintenance	A41000 Water Department	OFFICE DEPOT INC	12,118
5402 Sewage Operation and Maintenance	A41000 Water Department	OM OFFICE SUPPLY INC	13,298
5402 Sewage Operation and Maintenance	A41000 Water Department	ONYX ENTERPRISE INC	55,428
5402 Sewage Operation and Maintenance	A41000 Water Department	PLANTE & MORAN LLP	80,000
5402 Sewage Operation and Maintenance	A41000 Water Department	POLYDYNE INC	421,443
5402 Sewage Operation and Maintenance	A41000 Water Department	PROJECT INNOVATIONS	280,207
5402 Sewage Operation and Maintenance	A41000 Water Department	PVS NOLWOOD CHEMICAL INC	1,698,530
5402 Sewage Operation and Maintenance	A41000 Water Department	RS TECHNICAL SERVICES INC	30,984
5402 Sewage Operation and Maintenance	A41000 Water Department	SAFETY SERVICES INC	81,452
5402 Sewage Operation and Maintenance	A41000 Water Department	SAF-T-GARD INTERNATIONAL INC	15,126
5402 Sewage Operation and Maintenance	A41000 Water Department	SEHI COMPUTER PRODUCTS INC	26,398
5402 Sewage Operation and Maintenance	A41000 Water Department	SERVICE ELECTRIC SUPPLY INC	15,149
5402 Sewage Operation and Maintenance	A41000 Water Department	SIEMENS INDUSTRY INC	33,814
5402 Sewage Operation and Maintenance	A41000 Water Department	SPINA ELECTRIC CO	15,324
5402 Sewage Operation and Maintenance	A41000 Water Department	STAPLES	8,975
5402 Sewage Operation and Maintenance	A41000 Water Department	START ALL ENTERPRISES INC	19,017
5402 Sewage Operation and Maintenance	A41000 Water Department	STATE OF MICHIGAN	4,382,747
5402 Sewage Operation and Maintenance	A41000 Water Department	STEVEN H SCHWARTZ & ASSOCIATES PLC	47,741
5402 Sewage Operation and Maintenance	A41000 Water Department	SUPERIOR WELDING SUPPLIES INC	11,306
5402 Sewage Operation and Maintenance	A41000 Water Department	T & N SERVICES INC	126,920
5402 Sewage Operation and Maintenance	A41000 Water Department	THROWER, JAMES F	10,770
5402 Sewage Operation and Maintenance	A41000 Water Department	VWR INTERNATIONAL	9,981
5402 Sewage Operation and Maintenance	A41000 Water Department	W C DUCOMB CO	87,842
5402 Sewage Operation and Maintenance	A41000 Water Department	WASTE MANAGEMENT OF MICHIGAN INC	446,979
5402 Sewage Operation and Maintenance	A41000 Water Department	WILLIAMS, BRYAN J	11,020
5402 Sewage Operation and Maintenance	A41000 Water Department	WOLVERINE OIL & SUPPLY CO INC	38,378
5402 Sewage Operation and Maintenance	A41000 Water Department	WRIGHT TOOL CO	48,690
5402 Sewage Operation and Maintenance	A41000 Water Department	YTI OFFICE EXPRESS	44,728
5402 Sewage Operation and Maintenance	A42000 Sewerage Department	AIS CONSTRUCTION EQUIPMENT	9,609
5402 Sewage Operation and Maintenance	A42000 Sewerage Department	ALFA LAVAL INC	26,013
5402 Sewage Operation and Maintenance	A42000 Sewerage Department	ALVIN P ASHLEY AND RONNIE E CROMER JR	125,000
5402 Sewage Operation and Maintenance	A42000 Sewerage Department	AMERICAN GEAR & ENGINEERING, INC	23,985
5402 Sewage Operation and Maintenance	A42000 Sewerage Department	ANTHONY WACHOCKI	28,250
5402 Sewage Operation and Maintenance	A42000 Sewerage Department	APPLIED INDUSTRIAL TECHNOLOGIES	15,144
5402 Sewage Operation and Maintenance	A42000 Sewerage Department	APPLIED SCIENCE INC	84,399

Expenditures: Made & Approved

Fund	Agency	Vendor	Amount
5402 Sewage Operation and Maintenance	A42000 Sewerage Department	AT&T	87,224
5402 Sewage Operation and Maintenance	A42000 Sewerage Department	BARTA SALES LLC	6,975
5402 Sewage Operation and Maintenance	A42000 Sewerage Department	BEARING HEADQUARTERS CO	38,226
5402 Sewage Operation and Maintenance	A42000 Sewerage Department	BINKELMAN CORP	320,314
5402 Sewage Operation and Maintenance	A42000 Sewerage Department	BIOTECH AGRONOMICS INC	721,703
5402 Sewage Operation and Maintenance	A42000 Sewerage Department	BRUKER DALTONICS INC	8,494
5402 Sewage Operation and Maintenance	A42000 Sewerage Department	C E POLLARD COMPANY	7,548
5402 Sewage Operation and Maintenance	A42000 Sewerage Department	CAPP INC	32,169
5402 Sewage Operation and Maintenance	A42000 Sewerage Department	CAPP USA	12,326
5402 Sewage Operation and Maintenance	A42000 Sewerage Department	CARMEUSE LIME INC	1,339,994
5402 Sewage Operation and Maintenance	A42000 Sewerage Department	CLARK STREET PROPERTIES INC	26,560
5402 Sewage Operation and Maintenance	A42000 Sewerage Department	CORNELL FIELD VIBRATION SERVICE	12,593
5402 Sewage Operation and Maintenance	A42000 Sewerage Department	CROWN ENTERPRISES INC	2,031,227
5402 Sewage Operation and Maintenance	A42000 Sewerage Department	DECANTER MACHINE INC	290,715
5402 Sewage Operation and Maintenance	A42000 Sewerage Department	DEMARIA BUILDING COMPANY	2,590,024
5402 Sewage Operation and Maintenance	A42000 Sewerage Department	DETROIT BOILER COMPANY	36,249
5402 Sewage Operation and Maintenance	A42000 Sewerage Department	DETROIT PUMP & MFG CO	150,772
5402 Sewage Operation and Maintenance	A42000 Sewerage Department	DETROIT ROLLING DOOR & GATE INC	10,110
5402 Sewage Operation and Maintenance	A42000 Sewerage Department	ECO LIGHTING GROUP INC	6,292
5402 Sewage Operation and Maintenance	A42000 Sewerage Department	ERMAN TEICHER MILLER ZUCKER & FREEDMAN PC	74,761
5402 Sewage Operation and Maintenance	A42000 Sewerage Department	FORD W HALL COMPANY INC	21,186
5402 Sewage Operation and Maintenance	A42000 Sewerage Department	GREAT LAKES PROCESS CONTROLS	5,520
5402 Sewage Operation and Maintenance	A42000 Sewerage Department	GREAT LAKES SERVICE CENTER INC	33,583
5402 Sewage Operation and Maintenance	A42000 Sewerage Department	HAGEMEYER NORTH AMERICA INC	14,339
5402 Sewage Operation and Maintenance	A42000 Sewerage Department	HERCULES & HERCULES INC	31,163
5402 Sewage Operation and Maintenance	A42000 Sewerage Department	HERITAGE INDUSTRIAL SAFETY SUPPLY	19,560
5402 Sewage Operation and Maintenance	A42000 Sewerage Department	HESCO	39,655
5402 Sewage Operation and Maintenance	A42000 Sewerage Department	HINSHON ENVIRONMENTAL CONSULTANT	103,027
5402 Sewage Operation and Maintenance	A42000 Sewerage Department	INFLECTION POINT SOLUTIONS	136,068
5402 Sewage Operation and Maintenance	A42000 Sewerage Department	J E ASSOCIATES INC	675,000
5402 Sewage Operation and Maintenance	A42000 Sewerage Department	J G M VALVE CORP	10,376
5402 Sewage Operation and Maintenance	A42000 Sewerage Department	JCI JONES CHEMICALS INC	59,045
5402 Sewage Operation and Maintenance	A42000 Sewerage Department	KITCH DRUTCHAS WAGNER VALITUTTI & SHERBROOK PC	10,848
5402 Sewage Operation and Maintenance	A42000 Sewerage Department	KOMLINE-SANDERSON ENGINEERING23422	14,644
5402 Sewage Operation and Maintenance	A42000 Sewerage Department	KRACKELER SCIENTIFIC INC	21,332
5402 Sewage Operation and Maintenance	A42000 Sewerage Department	LAIRD PLASTICS	15,012
5402 Sewage Operation and Maintenance	A42000 Sewerage Department	LAKESHORE ENGINEERING SERVICE INC	733,748
5402 Sewage Operation and Maintenance	A42000 Sewerage Department	LARDNER ELEVATOR COMPANY	8,950
5402 Sewage Operation and Maintenance	A42000 Sewerage Department	LOOMIS	7,077
5402 Sewage Operation and Maintenance	A42000 Sewerage Department	MC GUTHRIE LUMBER CO	11,193
5402 Sewage Operation and Maintenance	A42000 Sewerage Department	METALFAB INC	22,300
5402 Sewage Operation and Maintenance	A42000 Sewerage Department	MIDWEST AIR FILTER INC	6,363
5402 Sewage Operation and Maintenance	A42000 Sewerage Department	MIKE DONNELLY ELECTRICAL COLLEGE	35,700
5402 Sewage Operation and Maintenance	A42000 Sewerage Department	MILLER CANFIELD PADDOCK & STONE PLC	109,919
5402 Sewage Operation and Maintenance	A42000 Sewerage Department	MINE SAFETY APPLIANCES COMPANY	7,800
5402 Sewage Operation and Maintenance	A42000 Sewerage Department	MULLEN EQUIPMENT CORP	55,263

Expenditures: Made & Approved

Fund	Agency	Vendor	Amount
5402 Sewage Operation and Maintenance	A42000 Sewerage Department	NEW TECHNOLOGY DEVELOPMENT LP	66,032
5402 Sewage Operation and Maintenance	A42000 Sewerage Department	NEW TECHNOLOGY LTD	66,032
5402 Sewage Operation and Maintenance	A42000 Sewerage Department	NORTH-WEST TRADING CO	96,100
5402 Sewage Operation and Maintenance	A42000 Sewerage Department	O I CORPORATION	19,374
5402 Sewage Operation and Maintenance	A42000 Sewerage Department	OTTENWESS ALLMAN & TAWHEEL PLC	11,440
5402 Sewage Operation and Maintenance	A42000 Sewerage Department	OVIVO USA LLC	7,500
5402 Sewage Operation and Maintenance	A42000 Sewerage Department	PERKINELMER LAS INC	26,794
5402 Sewage Operation and Maintenance	A42000 Sewerage Department	PINE ENVIRONMENTAL SERVICES INC	9,675
5402 Sewage Operation and Maintenance	A42000 Sewerage Department	PM TECHNOLOGIES LLC	7,898
5402 Sewage Operation and Maintenance	A42000 Sewerage Department	POLYDYNE INC	2,699,657
5402 Sewage Operation and Maintenance	A42000 Sewerage Department	PRAXAIR INC	1,159,935
5402 Sewage Operation and Maintenance	A42000 Sewerage Department	PROCESS CONTROL & INSTRUMENTATION LLC	279,442
5402 Sewage Operation and Maintenance	A42000 Sewerage Department	PROJECT INNOVATIONS	46,665
5402 Sewage Operation and Maintenance	A42000 Sewerage Department	PVS NOLWOOD CHEMICAL INC	130,767
5402 Sewage Operation and Maintenance	A42000 Sewerage Department	PVS TECHNOLOGIES INC	2,187,134
5402 Sewage Operation and Maintenance	A42000 Sewerage Department	QUALIFIED ABATEMENT SERVICES INC	24,984
5402 Sewage Operation and Maintenance	A42000 Sewerage Department	RED VALVE CO INC	37,662
5402 Sewage Operation and Maintenance	A42000 Sewerage Department	ROSEMOUNT ANALYTICAL INC	9,944
5402 Sewage Operation and Maintenance	A42000 Sewerage Department	RS TECHNICAL SERVICES INC	47,193
5402 Sewage Operation and Maintenance	A42000 Sewerage Department	SAF-T-GARD INTERNATIONAL INC	22,755
5402 Sewage Operation and Maintenance	A42000 Sewerage Department	SEMCOG	12,509
5402 Sewage Operation and Maintenance	A42000 Sewerage Department	SERVICE ENGINEERING LLC	17,532
5402 Sewage Operation and Maintenance	A42000 Sewerage Department	SHIMADZU SCIENTIFIC INSTRUMENTS INC	16,304
5402 Sewage Operation and Maintenance	A42000 Sewerage Department	SIEMENS WATER TECHNOLOGIES	71,600
5402 Sewage Operation and Maintenance	A42000 Sewerage Department	SOMAT ENGINEERING INC	210,858
5402 Sewage Operation and Maintenance	A42000 Sewerage Department	SPINA ELECTRIC CO	13,647
5402 Sewage Operation and Maintenance	A42000 Sewerage Department	START ALL ENTERPRISES INC	7,610
5402 Sewage Operation and Maintenance	A42000 Sewerage Department	STATE OF MICHIGAN 2	12,665
5402 Sewage Operation and Maintenance	A42000 Sewerage Department	SUPER KLEAN PRODUCTS INC	8,004
5402 Sewage Operation and Maintenance	A42000 Sewerage Department	T & N SERVICES INC	5,500
5402 Sewage Operation and Maintenance	A42000 Sewerage Department	THE GREENING OF DETROIT	332,654
5402 Sewage Operation and Maintenance	A42000 Sewerage Department	THERMO ELECTRON NORTH AMERICA LLC	13,530
5402 Sewage Operation and Maintenance	A42000 Sewerage Department	TRI-STAR STEEL	5,768
5402 Sewage Operation and Maintenance	A42000 Sewerage Department	TURNER ELECTRICAL SERVICES LLC	43,359
5402 Sewage Operation and Maintenance	A42000 Sewerage Department	UNITED POWER SERVICES INC	5,865
5402 Sewage Operation and Maintenance	A42000 Sewerage Department	VANCON INC	27,016
5402 Sewage Operation and Maintenance	A42000 Sewerage Department	W C DUCOMB CO	124,520
5402 Sewage Operation and Maintenance	A42000 Sewerage Department	WADE TRIM ASSOCIATES INC	62,988
5402 Sewage Operation and Maintenance	A42000 Sewerage Department	WATERWORKS SYSTEMS & EQUIPMENT	31,360
5402 Sewage Operation and Maintenance	A42000 Sewerage Department	WYANDOTTE ELECTRIC SUPPLY CO	13,934
5402 Sewage Operation and Maintenance	n/a	ANTHONY WACHOCKI	7,050
5402 Sewage Operation and Maintenance	n/a	BILL JOHNSON GROUP	10,000
5402 Sewage Operation and Maintenance	n/a	CLARK STREET PROPERTIES INC	9,750
5402 Sewage Operation and Maintenance	n/a	DISPOSAL MANAGEMENT LLC	68,730
5402 Sewage Operation and Maintenance	n/a	NEW TECHNOLOGY DEVELOPMENT LP	33,016
5402 Sewage Operation and Maintenance	n/a	STEVEN H SCHWARTZ & ASSOCIATES PLC	14,756

Expenditures: Made & Approved

Fund	Agency	Vendor	Amount
5402 Sewage Operation and Maintenance Total			37,776,047
5404 Sewage Improvement	A41000 Water Department	KOMLINE-SANDERSON ENGINEERING23422	47,771
5404 Sewage Improvement	A41000 Water Department	METCO SERVICES INC	100,134
5404 Sewage Improvement	A41000 Water Department	NTH CONSULTANTS LTD	42,150
5404 Sewage Improvement	A41000 Water Department	OM OFFICE SUPPLY INC	8,162
5404 Sewage Improvement	A41000 Water Department	SIGMA ASSOCIATES INC	373,109
5404 Sewage Improvement	A41000 Water Department	TUCKER YOUNG JACKSON TULL INC	326,952
5404 Sewage Improvement	A42000 Sewerage Department	ABE ASSOCIATES INC	20,212
5404 Sewage Improvement	A42000 Sewerage Department	D4 ENTERPRISES INC	32,207
5404 Sewage Improvement	A42000 Sewerage Department	DETROIT PUMP & MFG CO	50,623
5404 Sewage Improvement	A42000 Sewerage Department	HESCO	12,029
5404 Sewage Improvement	A42000 Sewerage Department	INTERSTATE TRUCKSOURCE INC	1,546,587
5404 Sewage Improvement	A42000 Sewerage Department	KOMLINE-SANDERSON ENGINEERING23422	18,145
5404 Sewage Improvement	A42000 Sewerage Department	METCO SERVICES INC	51,171
5404 Sewage Improvement	A42000 Sewerage Department	SIGMA ASSOCIATES INC	30,000
5404 Sewage Improvement	A42000 Sewerage Department	VANCON INC	25,054
5404 Sewage Improvement Total			2,684,308
5421 Sewerage Bond Fund 2012	A41000 Water Department	DATA CONSULTING GROUP INC	510,774
5421 Sewerage Bond Fund 2012	A41000 Water Department	DETROIT ELECTRICAL SERVICES LLC	477,020
5421 Sewerage Bond Fund 2012	A41000 Water Department	DETROIT RADIO TEAM	226,241
5421 Sewerage Bond Fund 2012	A41000 Water Department	GREELEY & HANSEN LLC	47,479
5421 Sewerage Bond Fund 2012	A41000 Water Department	METCO SERVICES INC	207,119
5421 Sewerage Bond Fund 2012	A41000 Water Department	ORACLE AMERICA INC	174,901
5421 Sewerage Bond Fund 2012	A41000 Water Department	PES GROUP PC	52,790
5421 Sewerage Bond Fund 2012	A41000 Water Department	PMA CONSULTANTS LLC	426,389
5421 Sewerage Bond Fund 2012	A41000 Water Department	SIGMA ASSOCIATES INC	1,611,460
5421 Sewerage Bond Fund 2012	A41000 Water Department	SOMAT ENGINEERING INC	46,619
5421 Sewerage Bond Fund 2012	A41000 Water Department	TUCKER YOUNG JACKSON TULL INC	882,780
5421 Sewerage Bond Fund 2012	A42000 Sewerage Department	APPLIED SCIENCE INC	42,806
5421 Sewerage Bond Fund 2012	A42000 Sewerage Department	ARCADIS G&M OF MICHIGAN LLC	64,813
5421 Sewerage Bond Fund 2012	A42000 Sewerage Department	BARTON MALOW COMPANY	103,840
5421 Sewerage Bond Fund 2012	A42000 Sewerage Department	CAMP DRESSER & MCKEE	103,222
5421 Sewerage Bond Fund 2012	A42000 Sewerage Department	DETROIT CONTRACTING INC LLC	906,355
5421 Sewerage Bond Fund 2012	A42000 Sewerage Department	INLAND WATERS POLLUTION CONTROL INC	6,256,311
5421 Sewerage Bond Fund 2012	A42000 Sewerage Department	L D' AGOSTINI & SONS INC	2,520,968
5421 Sewerage Bond Fund 2012	A42000 Sewerage Department	METCO SERVICES INC	126,728
5421 Sewerage Bond Fund 2012	A42000 Sewerage Department	NEW ENGLAND FERTILIZER COMPANY	3,606,103
5421 Sewerage Bond Fund 2012	A42000 Sewerage Department	PARSONS BRINCKEROFF MICHIGAN INC	44,205
5421 Sewerage Bond Fund 2012	A42000 Sewerage Department	PES GROUP PC	52,790
5421 Sewerage Bond Fund 2012	A42000 Sewerage Department	PMA CONSULTANTS LLC	245,018
5421 Sewerage Bond Fund 2012	A42000 Sewerage Department	SAFECO INSURANCE COMPANY OF AMERICA	224,778
5421 Sewerage Bond Fund 2012	A42000 Sewerage Department	TOOLES CONTRACTING GROUP LLC	4,215,121
5421 Sewerage Bond Fund 2012	A42000 Sewerage Department	WALSH CONSTRUCTION	7,660,051
5421 Sewerage Bond Fund 2012	A42000 Sewerage Department	WEISS CONSTRUCTION CO	15,698,287

Expenditures: Made & Approved

Fund	Agency	Vendor	Amount
5421 Sewerage Bond Fund 2012 Total			<u>46,534,967</u>
5501 Water Receiving	A41000 Water Department	LIDDELL, KATHY EMMA	11,669
5501 Water Receiving Total			<u>11,669</u>
5502 Water Operation and Maintenance	A41000 Water Department	A-1 TRUCK PARTS DETROIT	12,317
5502 Water Operation and Maintenance	A41000 Water Department	ACCUFORM BUSINESS SYSTEMS INC	14,824
5502 Water Operation and Maintenance	A41000 Water Department	AIS CONSTRUCTION EQUIPMENT	7,000
5502 Water Operation and Maintenance	A41000 Water Department	ALEXANDER CHEMICAL CORP	136,493
5502 Water Operation and Maintenance	A41000 Water Department	ALPHA PSYCHOLOGICAL SERVICES PC	11,385
5502 Water Operation and Maintenance	A41000 Water Department	ANTHONY ALSTON	30,650
5502 Water Operation and Maintenance	A41000 Water Department	AON RISK SERVICES INC OF MICHIGAN	46,148
5502 Water Operation and Maintenance	A41000 Water Department	ARAMARK UNIFORM SERVICES	5,593
5502 Water Operation and Maintenance	A41000 Water Department	ARMORED TEXTILES INC	6,368
5502 Water Operation and Maintenance	A41000 Water Department	AT&T	3,186,495
5502 Water Operation and Maintenance	A41000 Water Department	ATLANTIC COAST POLYMERS INC	44,000
5502 Water Operation and Maintenance	A41000 Water Department	AWWA	5,423
5502 Water Operation and Maintenance	A41000 Water Department	BANKSTON CONSTRUCTION INC	1,566,537
5502 Water Operation and Maintenance	A41000 Water Department	BARRETT PAVING MATERIALS INC	63,218
5502 Water Operation and Maintenance	A41000 Water Department	BARRIS SOTT DENN & DRIKER	21,343
5502 Water Operation and Maintenance	A41000 Water Department	BEARING HEADQUARTERS CO	10,374
5502 Water Operation and Maintenance	A41000 Water Department	BEST AIRE COMPRESSORS INC	6,037
5502 Water Operation and Maintenance	A41000 Water Department	BOARD OF WATER COMMISSIONERS	9,692
5502 Water Operation and Maintenance	A41000 Water Department	CAPP INC	6,584
5502 Water Operation and Maintenance	A41000 Water Department	CAPP USA	9,252
5502 Water Operation and Maintenance	A41000 Water Department	CDM MICHIGAN INC	48,066
5502 Water Operation and Maintenance	A41000 Water Department	CHARTER TOWNSHIP OF FORT GRATIOT	32,006
5502 Water Operation and Maintenance	A41000 Water Department	CINTAS CORPORATION	59,219
5502 Water Operation and Maintenance	A41000 Water Department	CITY OF ALLEN PARK WATER & SEWER DEPARTMENT	303,553
5502 Water Operation and Maintenance	A41000 Water Department	CLAYTON INDUSTRIES INC	46,923
5502 Water Operation and Maintenance	A41000 Water Department	CLOW WATER SYSTEMS COMPANY	82,811
5502 Water Operation and Maintenance	A41000 Water Department	COMMUNICATIONS PROFESSIONALS INC	40,865
5502 Water Operation and Maintenance	A41000 Water Department	COMPUTECH CORPORATION	28,490
5502 Water Operation and Maintenance	A41000 Water Department	CONSUMER ENERGY	24,682
5502 Water Operation and Maintenance	A41000 Water Department	D A CENTRAL INC	127,163
5502 Water Operation and Maintenance	A41000 Water Department	DATA CONSULTING GROUP INC	43,730
5502 Water Operation and Maintenance	A41000 Water Department	DAWNETTA FRANK	8,700
5502 Water Operation and Maintenance	A41000 Water Department	DELL COMPUTER CORPORATION	87,107
5502 Water Operation and Maintenance	A41000 Water Department	Des LaBelle Joint Venture LLC	332,384
5502 Water Operation and Maintenance	A41000 Water Department	DETROIT MEDIA PARTNERSHIP LP #1008	17,356
5502 Water Operation and Maintenance	A41000 Water Department	DETROIT PUMP & MFG CO	5,358
5502 Water Operation and Maintenance	A41000 Water Department	DETROIT ROLLING DOOR & GATE INC	5,973
5502 Water Operation and Maintenance	A41000 Water Department	DETROIT SALT COMPANY LC	7,780
5502 Water Operation and Maintenance	A41000 Water Department	DETROIT THERMAL LLC	64,970
5502 Water Operation and Maintenance	A41000 Water Department	DTE ENERGY	27,239
5502 Water Operation and Maintenance	A41000 Water Department	EASTERN OIL CO	70,020

Expenditures: Made & Approved

Fund	Agency	Vendor	Amount
5502 Water Operation and Maintenance	A41000 Water Department	EDWARD C LEVY DETROIT GROUP	5,693
5502 Water Operation and Maintenance	A41000 Water Department	EJ USA INC	477,164
5502 Water Operation and Maintenance	A41000 Water Department	ELECTRONIC DATA SYSTEMS CORPORATION	489,213
5502 Water Operation and Maintenance	A41000 Water Department	ELLSWORTH INDUSTRIES INC	59,248
5502 Water Operation and Maintenance	A41000 Water Department	FASTENAL INDUSTRIAL & CONSTRUCTION	13,119
5502 Water Operation and Maintenance	A41000 Water Department	FEDERAL PIPE & SUPPLY	8,172
5502 Water Operation and Maintenance	A41000 Water Department	FIRE SAFETY DISPLAYS CO	18,492
5502 Water Operation and Maintenance	A41000 Water Department	FOSTER GROUP LLC	240,000
5502 Water Operation and Maintenance	A41000 Water Department	FRONTIER	6,795
5502 Water Operation and Maintenance	A41000 Water Department	FUTURENET GROUP INC	91,746
5502 Water Operation and Maintenance	A41000 Water Department	GALCO INDUSTRIAL ELECTRONICS	10,037
5502 Water Operation and Maintenance	A41000 Water Department	GEA MECHANICAL EQUIPMENT US INC	8,134
5502 Water Operation and Maintenance	A41000 Water Department	GLOBAL GOV'T/EDUCATION SOLUTIONS INC	7,251
5502 Water Operation and Maintenance	A41000 Water Department	GOSINE, ANIL	6,797
5502 Water Operation and Maintenance	A41000 Water Department	GRANICUS INC	36,475
5502 Water Operation and Maintenance	A41000 Water Department	HACH COMPANY	67,931
5502 Water Operation and Maintenance	A41000 Water Department	HARRINGTON INDUSTRIAL PLASTICS	6,194
5502 Water Operation and Maintenance	A41000 Water Department	HARRIS & FORD	41,147
5502 Water Operation and Maintenance	A41000 Water Department	HD EDWARDS & CO	21,365
5502 Water Operation and Maintenance	A41000 Water Department	HERCULES & HERCULES INC	22,023
5502 Water Operation and Maintenance	A41000 Water Department	HIRSCH LAW FIRM PLLC THE	205,000
5502 Water Operation and Maintenance	A41000 Water Department	HUSKY ENVELOPE PRODUCTS	37,885
5502 Water Operation and Maintenance	A41000 Water Department	IDEXX LABORATORIES	68,802
5502 Water Operation and Maintenance	A41000 Water Department	IMPERIAL CONSTRUCTION CO	1,080,157
5502 Water Operation and Maintenance	A41000 Water Department	INFINITI ENERGY & ENVIRONMENTAL INC	283,186
5502 Water Operation and Maintenance	A41000 Water Department	ITRON INC	84,744
5502 Water Operation and Maintenance	A41000 Water Department	JACK DOHENY SUPPLIES INC	7,237
5502 Water Operation and Maintenance	A41000 Water Department	JCI JONES CHEMICALS INC	69,966
5502 Water Operation and Maintenance	A41000 Water Department	JO MAR FENCE COMPANY	19,791
5502 Water Operation and Maintenance	A41000 Water Department	JOHN D SIMPSON ATTORNEY AT LAW	18,154
5502 Water Operation and Maintenance	A41000 Water Department	JOSE HOUSE	11,715
5502 Water Operation and Maintenance	A41000 Water Department	KAMAR OFFICE PRODUCTS	5,159
5502 Water Operation and Maintenance	A41000 Water Department	KEY CHEMICAL INC	900,146
5502 Water Operation and Maintenance	A41000 Water Department	KIRK'S AUTOMOTIVE INC	8,626
5502 Water Operation and Maintenance	A41000 Water Department	KOMLINE-SANDERSON ENGINEERING23422	14,664
5502 Water Operation and Maintenance	A41000 Water Department	KRISTEL CLEANING INC	157,500
5502 Water Operation and Maintenance	A41000 Water Department	LB OFFICE PRODUCTS	34,231
5502 Water Operation and Maintenance	A41000 Water Department	LESLIE KING	31,378
5502 Water Operation and Maintenance	A41000 Water Department	MACOMB PIPE & SUPPLY	6,798
5502 Water Operation and Maintenance	A41000 Water Department	MARTIN JAMES HAGE	39,800
5502 Water Operation and Maintenance	A41000 Water Department	METRO WELDING SUPPLY CORP	45,712
5502 Water Operation and Maintenance	A41000 Water Department	METRON-FARNIER LLC	82,500
5502 Water Operation and Maintenance	A41000 Water Department	MICHIGAN CAT	29,652
5502 Water Operation and Maintenance	A41000 Water Department	MICHIGAN DEPARTMENT OF TRANSPORTATION	25,039
5502 Water Operation and Maintenance	A41000 Water Department	MIDWEST MUNICIPAL INSTRUMENTATION	5,000
5502 Water Operation and Maintenance	A41000 Water Department	MODERN WATER INC	15,296

Expenditures: Made & Approved

Fund	Agency	Vendor	Amount
5502 Water Operation and Maintenance	A41000 Water Department	MOTOR CITY PIPE & SUPPLY CO	63,843
5502 Water Operation and Maintenance	A41000 Water Department	MOUNT HOLLY SKI RESORT	14,400
5502 Water Operation and Maintenance	A41000 Water Department	NEW HORIZONS COMPUTER LEARNING CENTER	12,082
5502 Water Operation and Maintenance	A41000 Water Department	NEXTEL COMMUNICATIONS	145,097
5502 Water Operation and Maintenance	A41000 Water Department	OAS GROUP INC	110,613
5502 Water Operation and Maintenance	A41000 Water Department	PACER SERVICE CENTER U S COURTS	5,890
5502 Water Operation and Maintenance	A41000 Water Department	PHOENIX ENVIRONMENTAL INC	26,546
5502 Water Operation and Maintenance	A41000 Water Department	PINE KNOB SKI RESORT	24,000
5502 Water Operation and Maintenance	A41000 Water Department	PITNEY BOWES	20,000
5502 Water Operation and Maintenance	A41000 Water Department	POCO SALES INC	5,328
5502 Water Operation and Maintenance	A41000 Water Department	PROJECT RESULTS LLC	25,813
5502 Water Operation and Maintenance	A41000 Water Department	PVS NOLWOOD CHEMICAL INC	493,876
5502 Water Operation and Maintenance	A41000 Water Department	QUANTUM CORPORATION	18,252
5502 Water Operation and Maintenance	A41000 Water Department	RANDY LANE PC	9,638
5502 Water Operation and Maintenance	A41000 Water Department	REPUBLIC SERVICES	9,582
5502 Water Operation and Maintenance	A41000 Water Department	RICHARD PERNAL	44,250
5502 Water Operation and Maintenance	A41000 Water Department	ROBERT CORNETTE	7,050
5502 Water Operation and Maintenance	A41000 Water Department	RONALD B RICH	7,896
5502 Water Operation and Maintenance	A41000 Water Department	SAFETY SERVICES INC	6,063
5502 Water Operation and Maintenance	A41000 Water Department	SAF-T-GARD INTERNATIONAL INC	8,734
5502 Water Operation and Maintenance	A41000 Water Department	SBC GLOBAL SERVICES	114,543
5502 Water Operation and Maintenance	A41000 Water Department	SEHI COMPUTER PRODUCTS INC	12,665
5502 Water Operation and Maintenance	A41000 Water Department	SEMCO ENERGY GAS CO	123,239
5502 Water Operation and Maintenance	A41000 Water Department	SENTINEL TECHNOLOGIES INC	11,171
5502 Water Operation and Maintenance	A41000 Water Department	SHERWIN WILLIAMS COMPANY	12,842
5502 Water Operation and Maintenance	A41000 Water Department	SIEMENS INDUSTRY INC	53,888
5502 Water Operation and Maintenance	A41000 Water Department	SIGMA ASSOCIATES INC	70,142
5502 Water Operation and Maintenance	A41000 Water Department	SOUTHEAST MICHIGAN COUNCIL OF GOVERNMENTS	92,285
5502 Water Operation and Maintenance	A41000 Water Department	SOUTHERN COMPUTER WAREHOUSE	15,625
5502 Water Operation and Maintenance	A41000 Water Department	SPATIAL WAVE INC	14,220
5502 Water Operation and Maintenance	A41000 Water Department	STATE BARRICADES	5,395
5502 Water Operation and Maintenance	A41000 Water Department	STATE OF MICHIGAN 2	5,927
5502 Water Operation and Maintenance	A41000 Water Department	SYSTEMS & SOFTWARE INC	1,408,958
5502 Water Operation and Maintenance	A41000 Water Department	T & N SERVICES INC	18,961
5502 Water Operation and Maintenance	A41000 Water Department	THERMO ELECTRON NORTH AMERICA LLC	69,357
5502 Water Operation and Maintenance	A41000 Water Department	TRADER RAY TIRE CENTER	27,062
5502 Water Operation and Maintenance	A41000 Water Department	TREASURER UNITED STATES OF AMERICA	6,400
5502 Water Operation and Maintenance	A41000 Water Department	TRINITY ENVIRONMENTAL SOLUTIONS LLC	336,259
5502 Water Operation and Maintenance	A41000 Water Department	TUCKER YOUNG JACKSON TULL INC	422,419
5502 Water Operation and Maintenance	A41000 Water Department	UNITED STATES POSTAL SERVICE	585,410
5502 Water Operation and Maintenance	A41000 Water Department	UNIVERSAL SYSTEM TECHNOLOGIES INC	138,231
5502 Water Operation and Maintenance	A41000 Water Department	US BANK TRUST NATIONAL ASSN	20,000
5502 Water Operation and Maintenance	A41000 Water Department	WASTE MANAGEMENT OF MICHIGAN INC	294,944
5502 Water Operation and Maintenance	A41000 Water Department	WATER RESEARCH FOUNDATION	85,000
5502 Water Operation and Maintenance	A41000 Water Department	WATERFRONT PETROLEUM TERMINALCOMPANY	626,148
5502 Water Operation and Maintenance	A41000 Water Department	WATERWORKS SYSTEMS & EQUIPMENT	27,089

Expenditures: Made & Approved

Fund	Agency	Vendor	Amount
5502 Water Operation and Maintenance	A41000 Water Department	WCI CONTRACTORS	64,458
5502 Water Operation and Maintenance	A41000 Water Department	WEST COAST LABOUR SYSTEMS CORP	65,869
5502 Water Operation and Maintenance	A41000 Water Department	WOLVERINE OIL & SUPPLY CO INC	16,324
5502 Water Operation and Maintenance	A41000 Water Department	YATES INDUSTRIES INC	40,600
5502 Water Operation and Maintenance	A42000 Sewerage Department	KRISTEL CLEANING INC	52,500
5502 Water Operation and Maintenance	A42000 Sewerage Department	NORTH-WEST TRADING CO	97,520
5502 Water Operation and Maintenance	A42000 Sewerage Department	RS TECHNICAL SERVICES INC	30,448
5502 Water Operation and Maintenance	A42000 Sewerage Department	T & N SERVICES INC	5,579
5502 Water Operation and Maintenance	A42000 Sewerage Department	TRINITY ENVIRONMENTAL SOLUTIONS LLC	474,384
5502 Water Operation and Maintenance	A42000 Sewerage Department	WASTE MANAGEMENT OF MICHIGAN INC	1,696,534
5502 Water Operation and Maintenance	n/a	ESRI INC	17,500
5502 Water Operation and Maintenance Total			<u>19,808,110</u>
5506 Water Improvement & Extension	A41000 Water Department	DELL COMPUTER CORPORATION	58,141
5506 Water Improvement & Extension	A41000 Water Department	EVERGREEN SPECIALTY SERVICES	14,550
5506 Water Improvement & Extension	A41000 Water Department	HESCO	74,635
5506 Water Improvement & Extension	A41000 Water Department	INDUSTRIAL PROCESS MEASUREMENT INC	18,234
5506 Water Improvement & Extension	A41000 Water Department	OAS GROUP INC	10,675
5506 Water Improvement & Extension	A41000 Water Department	ROSEMOUNT ANALYTICAL INC	24,096
5506 Water Improvement & Extension	A41000 Water Department	RS TECHNICAL SERVICES INC	6,487
5506 Water Improvement & Extension	A41000 Water Department	SEPSCO LLC	36,120
5506 Water Improvement & Extension	A41000 Water Department	SPINA ELECTRIC CO	15,437
5506 Water Improvement & Extension	A42000 Sewerage Department	MAILFINANCE INC	13,022
5506 Water Improvement & Extension Total			<u>271,397</u>
5519 Water Bond Fund Series 2011	A41000 Water Department	CDM MICHIGAN INC	77,281
5519 Water Bond Fund Series 2011	A41000 Water Department	COLASANTI CORPORATION	1,093,751
5519 Water Bond Fund Series 2011	A41000 Water Department	DCI WOLVERINE JV	36,906
5519 Water Bond Fund Series 2011	A41000 Water Department	DETROIT CONTRACTING INC LLC	100,126
5519 Water Bond Fund Series 2011	A41000 Water Department	SIGMA ASSOCIATES INC	50,478
5519 Water Bond Fund Series 2011	A41000 Water Department	STATE OF MICHIGAN DEPARTMENT OF TRANSPORTATION	83,770
5519 Water Bond Fund Series 2011	A41000 Water Department	TETRA TECH MPS	141,077
5519 Water Bond Fund Series 2011	A41000 Water Department	TOOLES CONTRACTING GROUP LLC	626,872
5519 Water Bond Fund Series 2011	A41000 Water Department	TOOLES CONTRACTING GROUP LLC	1,011,942
5519 Water Bond Fund Series 2011 Total			<u>3,222,201</u>
7500 Employees Benefit Plan	D23010 Administration	GOLDEN DENTAL	106,778
7500 Employees Benefit Plan	D23130 General Accounting	GOLDEN DENTAL	156,391
7500 Employees Benefit Plan Total			<u>263,170</u>
7501 Disability Income Protection Plan	D23060 Payroll Audit	DIVISION 26 ATU	5,625
7501 Disability Income Protection Plan Total			<u>5,625</u>
7512 Fire Insurance Escrow-Pa 495	A13000 Buildings and Safety Department	A STAR NATIONAL REALTY	8,129
7512 Fire Insurance Escrow-Pa 495	A13000 Buildings and Safety Department	AARON BUILDERS INC	7,000
7512 Fire Insurance Escrow-Pa 495	A13000 Buildings and Safety Department	AARON LEVERETT	7,443

Expenditures: Made & Approved

Fund	Agency	Vendor	Amount
7512 Fire Insurance Escrow-Pa 495	A13000 Buildings and Safety Department	ABC DEMOLITION CO INC	60,600
7512 Fire Insurance Escrow-Pa 495	A13000 Buildings and Safety Department	ABDULLAH ALISSAWI	7,443
7512 Fire Insurance Escrow-Pa 495	A13000 Buildings and Safety Department	ABLE DEMOLITION INC	12,500
7512 Fire Insurance Escrow-Pa 495	A13000 Buildings and Safety Department	ABN AMRO MTG	19,599
7512 Fire Insurance Escrow-Pa 495	A13000 Buildings and Safety Department	ABRO CONTRACTORS INC	7,860
7512 Fire Insurance Escrow-Pa 495	A13000 Buildings and Safety Department	ADVANTA MTG CO	7,026
7512 Fire Insurance Escrow-Pa 495	A13000 Buildings and Safety Department	AGUSTIN SERRATO	7,873
7512 Fire Insurance Escrow-Pa 495	A13000 Buildings and Safety Department	AMC MORTGAGE SERVICES	7,064
7512 Fire Insurance Escrow-Pa 495	A13000 Buildings and Safety Department	AMMAR AL SHAMIRI	7,860
7512 Fire Insurance Escrow-Pa 495	A13000 Buildings and Safety Department	ANTHONY CICERONE	8,370
7512 Fire Insurance Escrow-Pa 495	A13000 Buildings and Safety Department	ATWAN REED	7,064
7512 Fire Insurance Escrow-Pa 495	A13000 Buildings and Safety Department	AUDREY WILLIAMS	7,812
7512 Fire Insurance Escrow-Pa 495	A13000 Buildings and Safety Department	BABER MEMORIAL AME CHURCH	35,000
7512 Fire Insurance Escrow-Pa 495	A13000 Buildings and Safety Department	BAC HOME LOANS SERVICING LP	23,353
7512 Fire Insurance Escrow-Pa 495	A13000 Buildings and Safety Department	BAC HOMES LOANS SERVICING	8,732
7512 Fire Insurance Escrow-Pa 495	A13000 Buildings and Safety Department	BANK OF AMERICA	7,873
7512 Fire Insurance Escrow-Pa 495	A13000 Buildings and Safety Department	BANNER CONSTRUCTION COMPANY OF GREATER DETROIT INC	7,873
7512 Fire Insurance Escrow-Pa 495	A13000 Buildings and Safety Department	BAYVIEW LOAN SERVICING LLC	15,685
7512 Fire Insurance Escrow-Pa 495	A13000 Buildings and Safety Department	BEAL BANK ATTN JENNY MOORE	5,500
7512 Fire Insurance Escrow-Pa 495	A13000 Buildings and Safety Department	BELINDA SMITH	7,681
7512 Fire Insurance Escrow-Pa 495	A13000 Buildings and Safety Department	BOUSSO'S HOMELAND SENEGAL HAIR BREADING	7,860
7512 Fire Insurance Escrow-Pa 495	A13000 Buildings and Safety Department	BRANDICE SNIPES	7,873
7512 Fire Insurance Escrow-Pa 495	A13000 Buildings and Safety Department	BRENDA WATKINS	5,000
7512 Fire Insurance Escrow-Pa 495	A13000 Buildings and Safety Department	BROWN ENVIRONMENTAL CONSTRUCTION	17,525
7512 Fire Insurance Escrow-Pa 495	A13000 Buildings and Safety Department	BYRON M JOHNSON	6,250
7512 Fire Insurance Escrow-Pa 495	A13000 Buildings and Safety Department	C A SCOTT	7,064
7512 Fire Insurance Escrow-Pa 495	A13000 Buildings and Safety Department	CDI CORPORATON	7,681
7512 Fire Insurance Escrow-Pa 495	A13000 Buildings and Safety Department	CHER & WAYNE SLATER	10,980
7512 Fire Insurance Escrow-Pa 495	A13000 Buildings and Safety Department	COREY WILLIAMS	7,064
7512 Fire Insurance Escrow-Pa 495	A13000 Buildings and Safety Department	CORLISS WATKINS	6,879
7512 Fire Insurance Escrow-Pa 495	A13000 Buildings and Safety Department	COUNTRYWIDE HOME LOANS	15,362
7512 Fire Insurance Escrow-Pa 495	A13000 Buildings and Safety Department	CUSIMANO PROPERTIES LLC	6,725
7512 Fire Insurance Escrow-Pa 495	A13000 Buildings and Safety Department	DARIO & SANJUANITA ALANIS	8,129
7512 Fire Insurance Escrow-Pa 495	A13000 Buildings and Safety Department	DARLENE M GARLAND	8,129
7512 Fire Insurance Escrow-Pa 495	A13000 Buildings and Safety Department	DARRYL DUGAN	8,129
7512 Fire Insurance Escrow-Pa 495	A13000 Buildings and Safety Department	DARRYL WILLIAMS DN1	7,860
7512 Fire Insurance Escrow-Pa 495	A13000 Buildings and Safety Department	DAVID HEMTHILL	7,873
7512 Fire Insurance Escrow-Pa 495	A13000 Buildings and Safety Department	DAVID KING DN1	5,750
7512 Fire Insurance Escrow-Pa 495	A13000 Buildings and Safety Department	DDD REALTY LLC	15,266
7512 Fire Insurance Escrow-Pa 495	A13000 Buildings and Safety Department	DEBUCK CONSTRUCTION INC	8,900
7512 Fire Insurance Escrow-Pa 495	A13000 Buildings and Safety Department	DELAGARZA, OFELIA	8,129
7512 Fire Insurance Escrow-Pa 495	A13000 Buildings and Safety Department	DELISHA CLARK	6,879
7512 Fire Insurance Escrow-Pa 495	A13000 Buildings and Safety Department	DEN-MAN CONTRACTORS INC	15,941
7512 Fire Insurance Escrow-Pa 495	A13000 Buildings and Safety Department	DEWEY MARTIN	5,217
7512 Fire Insurance Escrow-Pa 495	A13000 Buildings and Safety Department	DONALD WALKER	6,879
7512 Fire Insurance Escrow-Pa 495	A13000 Buildings and Safety Department	DONNA E GARZA	7,443

Expenditures: Made & Approved

Fund	Agency	Vendor	Amount
7512 Fire Insurance Escrow-Pa 495	A13000 Buildings and Safety Department	DONNELL BRANSFORD	6,879
7512 Fire Insurance Escrow-Pa 495	A13000 Buildings and Safety Department	DORTHEA MARSHALL	5,000
7512 Fire Insurance Escrow-Pa 495	A13000 Buildings and Safety Department	EASTERN SAVINGS BANK	6,250
7512 Fire Insurance Escrow-Pa 495	A13000 Buildings and Safety Department	ELEANOR ROWE	7,812
7512 Fire Insurance Escrow-Pa 495	A13000 Buildings and Safety Department	ELZDINE HEATHINGTON	6,250
7512 Fire Insurance Escrow-Pa 495	A13000 Buildings and Safety Department	EMMANUEL LAMITIER	35,400
7512 Fire Insurance Escrow-Pa 495	A13000 Buildings and Safety Department	EMMETT G LINDSAY	6,437
7512 Fire Insurance Escrow-Pa 495	A13000 Buildings and Safety Department	FAIRBANKS CAPITAL CORP	6,725
7512 Fire Insurance Escrow-Pa 495	A13000 Buildings and Safety Department	FATRENNNA GRAHAM AND PETTUS GRAHAM	7,860
7512 Fire Insurance Escrow-Pa 495	A13000 Buildings and Safety Department	FELICIA CALDWELL	7,873
7512 Fire Insurance Escrow-Pa 495	A13000 Buildings and Safety Department	FLAGSTAR BANK FSB	7,812
7512 Fire Insurance Escrow-Pa 495	A13000 Buildings and Safety Department	FRANK AND ELIZABETH OKOLO	5,906
7512 Fire Insurance Escrow-Pa 495	A13000 Buildings and Safety Department	GAIL BANKS	5,199
7512 Fire Insurance Escrow-Pa 495	A13000 Buildings and Safety Department	GEORGE MCGEE	7,443
7512 Fire Insurance Escrow-Pa 495	A13000 Buildings and Safety Department	GOLAP MIAH CHOWDURY &	6,250
7512 Fire Insurance Escrow-Pa 495	A13000 Buildings and Safety Department	GORDAN PAGE & PATRICIA PAGE	6,334
7512 Fire Insurance Escrow-Pa 495	A13000 Buildings and Safety Department	GREGORY HALL	7,873
7512 Fire Insurance Escrow-Pa 495	A13000 Buildings and Safety Department	HEATHER A BLAYLOCK	8,129
7512 Fire Insurance Escrow-Pa 495	A13000 Buildings and Safety Department	HENRIETTA HARTRY SPARKLE BUILDERS 1 LTD	15,994
7512 Fire Insurance Escrow-Pa 495	A13000 Buildings and Safety Department	HOMECOMINGS FINANCIAL	6,725
7512 Fire Insurance Escrow-Pa 495	A13000 Buildings and Safety Department	HUNTER TODD	5,971
7512 Fire Insurance Escrow-Pa 495	A13000 Buildings and Safety Department	IRVIN THOMPSON	8,129
7512 Fire Insurance Escrow-Pa 495	A13000 Buildings and Safety Department	ISA JABBER	6,621
7512 Fire Insurance Escrow-Pa 495	A13000 Buildings and Safety Department	ISIAHA STEVENS	16,250
7512 Fire Insurance Escrow-Pa 495	A13000 Buildings and Safety Department	JACQUELINE LOFTIS	8,129
7512 Fire Insurance Escrow-Pa 495	A13000 Buildings and Safety Department	JACQUES KABONGO	7,812
7512 Fire Insurance Escrow-Pa 495	A13000 Buildings and Safety Department	JAMES B NUTTER & CO MRR4564654	7,873
7512 Fire Insurance Escrow-Pa 495	A13000 Buildings and Safety Department	JAMES ORR	8,129
7512 Fire Insurance Escrow-Pa 495	A13000 Buildings and Safety Department	JAMES WILSON	6,621
7512 Fire Insurance Escrow-Pa 495	A13000 Buildings and Safety Department	JEANETTE POWELL	29,029
7512 Fire Insurance Escrow-Pa 495	A13000 Buildings and Safety Department	JENNIFER GERMANY	7,680
7512 Fire Insurance Escrow-Pa 495	A13000 Buildings and Safety Department	JERMERYL SMITH	7,443
7512 Fire Insurance Escrow-Pa 495	A13000 Buildings and Safety Department	JOHN BOYD	5,637
7512 Fire Insurance Escrow-Pa 495	A13000 Buildings and Safety Department	JOHN C WILLIAMS	7,873
7512 Fire Insurance Escrow-Pa 495	A13000 Buildings and Safety Department	JOHN ROBINSON	6,621
7512 Fire Insurance Escrow-Pa 495	A13000 Buildings and Safety Department	JOHNNY GUNN	7,812
7512 Fire Insurance Escrow-Pa 495	A13000 Buildings and Safety Department	JOHNNY MIRAN	7,681
7512 Fire Insurance Escrow-Pa 495	A13000 Buildings and Safety Department	JONAS MBONU	6,305
7512 Fire Insurance Escrow-Pa 495	A13000 Buildings and Safety Department	JOYCE DAVIS	6,950
7512 Fire Insurance Escrow-Pa 495	A13000 Buildings and Safety Department	JUDY VANSYOC	7,443
7512 Fire Insurance Escrow-Pa 495	A13000 Buildings and Safety Department	JULIAN WATKINS	7,681
7512 Fire Insurance Escrow-Pa 495	A13000 Buildings and Safety Department	KATHLEEN REESE	13,928
7512 Fire Insurance Escrow-Pa 495	A13000 Buildings and Safety Department	KENNETH ANDERSON	25,152
7512 Fire Insurance Escrow-Pa 495	A13000 Buildings and Safety Department	KEYSHA POPE	7,812
7512 Fire Insurance Escrow-Pa 495	A13000 Buildings and Safety Department	KIMBERLY MONIQUE DARLING-HARDY	7,086
7512 Fire Insurance Escrow-Pa 495	A13000 Buildings and Safety Department	KOKULO KAAZAKU	7,860

Expenditures: Made & Approved

Fund	Agency	Vendor	Amount
7512 Fire Insurance Escrow-Pa 495	A13000 Buildings and Safety Department	KWAME MCKINNON	7,681
7512 Fire Insurance Escrow-Pa 495	A13000 Buildings and Safety Department	LATOYA JOHNSON	7,123
7512 Fire Insurance Escrow-Pa 495	A13000 Buildings and Safety Department	LAW OFFICE OF THOMAS W RUTLEDGE	7,304
7512 Fire Insurance Escrow-Pa 495	A13000 Buildings and Safety Department	LAWANA JOHNSON	7,873
7512 Fire Insurance Escrow-Pa 495	A13000 Buildings and Safety Department	LESLEY TUCKER	7,812
7512 Fire Insurance Escrow-Pa 495	A13000 Buildings and Safety Department	LESTER DIXON	7,812
7512 Fire Insurance Escrow-Pa 495	A13000 Buildings and Safety Department	LEWIS BENNETT	7,443
7512 Fire Insurance Escrow-Pa 495	A13000 Buildings and Safety Department	LINDA BURKS	7,860
7512 Fire Insurance Escrow-Pa 495	A13000 Buildings and Safety Department	LINDA GALAN	6,575
7512 Fire Insurance Escrow-Pa 495	A13000 Buildings and Safety Department	LITTON LOAN SERVICING LP	7,443
7512 Fire Insurance Escrow-Pa 495	A13000 Buildings and Safety Department	LONNIE BAILEY DN1	7,873
7512 Fire Insurance Escrow-Pa 495	A13000 Buildings and Safety Department	M & T MORTGAGE	6,729
7512 Fire Insurance Escrow-Pa 495	A13000 Buildings and Safety Department	MANHAL ABLAHAD	6,621
7512 Fire Insurance Escrow-Pa 495	A13000 Buildings and Safety Department	MARCELLE CHARLES	7,681
7512 Fire Insurance Escrow-Pa 495	A13000 Buildings and Safety Department	MARICICA ZIZLAS	8,129
7512 Fire Insurance Escrow-Pa 495	A13000 Buildings and Safety Department	MARTHA MENDENHALL	7,873
7512 Fire Insurance Escrow-Pa 495	A13000 Buildings and Safety Department	MARTIN HALL	6,879
7512 Fire Insurance Escrow-Pa 495	A13000 Buildings and Safety Department	MASS COMMERCIAL & RESIDENTIAL	7,860
7512 Fire Insurance Escrow-Pa 495	A13000 Buildings and Safety Department	MICHAEL DUSON	7,304
7512 Fire Insurance Escrow-Pa 495	A13000 Buildings and Safety Department	MICHAEL LEDBETTER	19,089
7512 Fire Insurance Escrow-Pa 495	A13000 Buildings and Safety Department	MLA INC	6,437
7512 Fire Insurance Escrow-Pa 495	A13000 Buildings and Safety Department	MOHAMED AHMED	8,129
7512 Fire Insurance Escrow-Pa 495	A13000 Buildings and Safety Department	MOHAMMED H MUSADD	7,304
7512 Fire Insurance Escrow-Pa 495	A13000 Buildings and Safety Department	MOHAMMED KHALIQUE	6,725
7512 Fire Insurance Escrow-Pa 495	A13000 Buildings and Safety Department	MONICA MARTINEZ	7,873
7512 Fire Insurance Escrow-Pa 495	A13000 Buildings and Safety Department	MUBEEB FITAHEY	7,812
7512 Fire Insurance Escrow-Pa 495	A13000 Buildings and Safety Department	NANCY MILLER	7,300
7512 Fire Insurance Escrow-Pa 495	A13000 Buildings and Safety Department	NEW A-TECH AUTO REPAIR CLINIC INC	8,129
7512 Fire Insurance Escrow-Pa 495	A13000 Buildings and Safety Department	NEW CENTURY	5,904
7512 Fire Insurance Escrow-Pa 495	A13000 Buildings and Safety Department	OCWEN FEDERAL BANK	5,247
7512 Fire Insurance Escrow-Pa 495	A13000 Buildings and Safety Department	ONEDA SMITH	6,879
7512 Fire Insurance Escrow-Pa 495	A13000 Buildings and Safety Department	OPTAMISHA EVANS	7,681
7512 Fire Insurance Escrow-Pa 495	A13000 Buildings and Safety Department	PAMELA FINLEY	8,129
7512 Fire Insurance Escrow-Pa 495	A13000 Buildings and Safety Department	PAO & MAI LOR	6,228
7512 Fire Insurance Escrow-Pa 495	A13000 Buildings and Safety Department	PARRISH, ISSAC	7,681
7512 Fire Insurance Escrow-Pa 495	A13000 Buildings and Safety Department	PATRICIA ALLEN	6,725
7512 Fire Insurance Escrow-Pa 495	A13000 Buildings and Safety Department	PATRICK ROBERTS	12,416
7512 Fire Insurance Escrow-Pa 495	A13000 Buildings and Safety Department	PERCY RUSSELL JR	7,873
7512 Fire Insurance Escrow-Pa 495	A13000 Buildings and Safety Department	PREMIER RESTORATION INC	7,580
7512 Fire Insurance Escrow-Pa 495	A13000 Buildings and Safety Department	RAMIRO CANCHOLA	8,129
7512 Fire Insurance Escrow-Pa 495	A13000 Buildings and Safety Department	RANDY BIDLOFSKY GENERAL CONTRACTOR	18,093
7512 Fire Insurance Escrow-Pa 495	A13000 Buildings and Safety Department	RECASA FINANCIAL GROUP	7,443
7512 Fire Insurance Escrow-Pa 495	A13000 Buildings and Safety Department	REGINALD STREET	6,725
7512 Fire Insurance Escrow-Pa 495	A13000 Buildings and Safety Department	RICHARD S NICHOLS LIVING TRUST	6,879
7512 Fire Insurance Escrow-Pa 495	A13000 Buildings and Safety Department	RICO DURRAH	7,860
7512 Fire Insurance Escrow-Pa 495	A13000 Buildings and Safety Department	ROBERT GREEN	6,093

Expenditures: Made & Approved

Fund	Agency	Vendor	Amount
7512 Fire Insurance Escrow-Pa 495	A13000 Buildings and Safety Department	ROBERT MOOR	7,860
7512 Fire Insurance Escrow-Pa 495	A13000 Buildings and Safety Department	ROBERT WHITAKER	8,129
7512 Fire Insurance Escrow-Pa 495	A13000 Buildings and Safety Department	RODKISE ESTELLE	7,443
7512 Fire Insurance Escrow-Pa 495	A13000 Buildings and Safety Department	RONALD BLEVINS	5,000
7512 Fire Insurance Escrow-Pa 495	A13000 Buildings and Safety Department	SAMUEL & SHAQUITA WRIGHT	12,304
7512 Fire Insurance Escrow-Pa 495	A13000 Buildings and Safety Department	SAXON MORTGAGE SERVICES	7,681
7512 Fire Insurance Escrow-Pa 495	A13000 Buildings and Safety Department	SELECT PORTFOLIO SERVICES INC C/O LSI TAX SERVICES	13,604
7512 Fire Insurance Escrow-Pa 495	A13000 Buildings and Safety Department	SELECTIVE PROPERTIES	7,064
7512 Fire Insurance Escrow-Pa 495	A13000 Buildings and Safety Department	SETH HALL	7,873
7512 Fire Insurance Escrow-Pa 495	A13000 Buildings and Safety Department	SHEMIKA SHIRLEY	9,665
7512 Fire Insurance Escrow-Pa 495	A13000 Buildings and Safety Department	SHIRLEY & CONNIE MULLIN	7,219
7512 Fire Insurance Escrow-Pa 495	A13000 Buildings and Safety Department	SIAB LLC	6,879
7512 Fire Insurance Escrow-Pa 495	A13000 Buildings and Safety Department	SIMPLE DIVINE GIFTS LLC	6,725
7512 Fire Insurance Escrow-Pa 495	A13000 Buildings and Safety Department	STARKEISHA COLE	12,306
7512 Fire Insurance Escrow-Pa 495	A13000 Buildings and Safety Department	STORRIE WASHINGTON	8,129
7512 Fire Insurance Escrow-Pa 495	A13000 Buildings and Safety Department	TAMARA TATE	7,812
7512 Fire Insurance Escrow-Pa 495	A13000 Buildings and Safety Department	TAREK KHALSAN	6,879
7512 Fire Insurance Escrow-Pa 495	A13000 Buildings and Safety Department	TASAND JEWELL	7,873
7512 Fire Insurance Escrow-Pa 495	A13000 Buildings and Safety Department	THADDEUS WILSON	6,879
7512 Fire Insurance Escrow-Pa 495	A13000 Buildings and Safety Department	US BANK LOSS DRAFT DEPARTMENT	7,681
7512 Fire Insurance Escrow-Pa 495	A13000 Buildings and Safety Department	VERA FRENCH	7,443
7512 Fire Insurance Escrow-Pa 495	A13000 Buildings and Safety Department	WALINDA REYES	7,064
7512 Fire Insurance Escrow-Pa 495	A13000 Buildings and Safety Department	WELLINGTON ORTEGA	7,443
7512 Fire Insurance Escrow-Pa 495	A13000 Buildings and Safety Department	WELLS FARGO HOME MORTGAGE	6,725
7512 Fire Insurance Escrow-Pa 495	A13000 Buildings and Safety Department	WILLIAM WILBOURN	7,443
7512 Fire Insurance Escrow-Pa 495	A13000 Buildings and Safety Department	WOODROW WILLIAMS	10,709
7512 Fire Insurance Escrow-Pa 495	A13000 Buildings and Safety Department	YOLANDA WILLIAMS	7,860
7512 Fire Insurance Escrow-Pa 495	A13000 Buildings and Safety Department	YVETTE WILLIAMS	7,812
7512 Fire Insurance Escrow-Pa 495	A13000 Buildings and Safety Department	ZELIA J EURNS	8,129
7512 Fire Insurance Escrow-Pa 495 Total			<u>1,541,676</u>
Grand Total			<u><u>285,200,179</u></u>

Expenditures: Disapproved operating expenditures

Fund	Agency	Invoice #	Amount
1000-General Fund	39-RECREATION	001	\$ 348,026
1000-General Fund	23-FINANCE	0713-AUG-13	155,543
1000-General Fund	60-36TH DISTRICT COURT	51313	127,267
1000-General Fund	60-36TH DISTRICT COURT	61413	124,739
1000-General Fund	60-36TH DISTRICT COURT	71213	116,148
1000-General Fund	60-36TH DISTRICT COURT	72613	104,431
1000-General Fund	60-36TH DISTRICT COURT	D36153002413613	81,250
1000-General Fund	31-INFORMATION TECHNOLOGY SERVICES	4314401	51,428
1000-General Fund	31-INFORMATION TECHNOLOGY SERVICES	1316925	51,428
1000-General Fund	00-	A0200379	46,000
1000-General Fund	60-36TH DISTRICT COURT	9090M613	35,407
1000-General Fund	37-POLICE	685094400114313	26,188
1000-General Fund	32-LAW	888999	25,469
1000-General Fund	60-36TH DISTRICT COURT	9090M713	24,053
1000-General Fund	37-POLICE	685094400114413	23,349
1000-General Fund	32-LAW	897641	20,747
1000-General Fund	32-LAW	1306002296	20,694
1000-General Fund	32-LAW	886595	20,184
1000-General Fund	n/a	A0200211	17,500
1000-General Fund	32-LAW	893118	17,136
1000-General Fund	39-RECREATION	685094400031062813	16,771
1000-General Fund	24-FIRE	3769255	13,535
1000-General Fund	60-36TH DISTRICT COURT	2960	13,282
1000-General Fund	37-POLICE	5094	10,000
1000-General Fund	28-HUMAN RESOURCES	132	7,500
1000-General Fund	37-POLICE	454649500492413	5,568
1000-General Fund	23-FINANCE	118182	5,391
1000-General Fund	47-GENERAL SERVICES DEPARTMENT	685094400122041613	9,043
1000-General Fund	60-36TH DISTRICT COURT	230988164	5,146
			<u>1,523,225</u>
1001-Risk Management Fund	n/a	12126172	2,700,000
1001-Risk Management Fund	n/a	10000473	490,000
1001-Risk Management Fund	n/a	12001060NI	375,000
1001-Risk Management Fund	n/a	LAB11014250	190,000
1001-Risk Management Fund	n/a	12006430	160,000
1001-Risk Management Fund	n/a	12000721	90,000
1001-Risk Management Fund	n/a	C11013529	45,000
1001-Risk Management Fund	n/a	A321774M500	41,371
1001-Risk Management Fund	n/a	11014991	39,381
1001-Risk Management Fund	n/a	11013740	38,000
1001-Risk Management Fund	n/a	11005012	37,500
1001-Risk Management Fund	n/a	E11013529	37,500
1001-Risk Management Fund	n/a	F11013529	35,500
1001-Risk Management Fund	n/a	12002253	35,000

Expenditures: Disapproved operating expenditures

Fund	Agency	Invoice #	Amount
1001-Risk Management Fund	n/a	11010333	35,000
1001-Risk Management Fund	n/a	B11013529	34,000
1001-Risk Management Fund	n/a	A3292665JP528	31,987
1001-Risk Management Fund	n/a	12010967	30,000
1001-Risk Management Fund	n/a	10008108	27,515
1001-Risk Management Fund	n/a	D11013529	27,500
1001-Risk Management Fund	n/a	A105594DJ112	26,159
1001-Risk Management Fund	n/a	A9502665JP122	25,940
1001-Risk Management Fund	n/a	12000280NI	25,000
1001-Risk Management Fund	n/a	11014968NI	25,000
1001-Risk Management Fund	n/a	A0911592	25,000
1001-Risk Management Fund	n/a	11014642	25,000
1001-Risk Management Fund	n/a	10009330NO	25,000
1001-Risk Management Fund	n/a	12001551	23,500
1001-Risk Management Fund	n/a	A11013529	23,000
1001-Risk Management Fund	n/a	0911624	23,000
1001-Risk Management Fund	n/a	A321789NJ733	22,680
1001-Risk Management Fund	n/a	A9502673MT111	22,454
1001-Risk Management Fund	n/a	A9502759AK103	22,124
1001-Risk Management Fund	n/a	A321527DT234	20,361
1001-Risk Management Fund	n/a	12008490	20,000
1001-Risk Management Fund	n/a	B120000701	20,000
1001-Risk Management Fund	n/a	11014344CZ	20,000
1001-Risk Management Fund	n/a	12001827NI	19,580
1001-Risk Management Fund	n/a	A950261SC105	19,007
1001-Risk Management Fund	n/a	A3292694AC523	17,501
1001-Risk Management Fund	n/a	12004416	17,500
1001-Risk Management Fund	n/a	10013332	16,900
1001-Risk Management Fund	n/a	A7504748TW100	16,114
1001-Risk Management Fund	n/a	A9502664MB100	15,954
1001-Risk Management Fund	n/a	A3292612CM534	15,876
1001-Risk Management Fund	n/a	A9502559DL102	15,000
1001-Risk Management Fund	n/a	12104307GC	15,000
1001-Risk Management Fund	n/a	A3292612CM531	14,609
1001-Risk Management Fund	n/a	A3292698RH501	14,134
1001-Risk Management Fund	n/a	SAB10008023	14,022
1001-Risk Management Fund	n/a	RAV1008023	13,478
1001-Risk Management Fund	n/a	A9502552YM105	11,948
1001-Risk Management Fund	n/a	A950267JA200	11,701
1001-Risk Management Fund	n/a	1012982	11,500
1001-Risk Management Fund	n/a	A3292090ds475	11,160
1001-Risk Management Fund	n/a	1020008061713	10,414
1001-Risk Management Fund	n/a	A9502492MM106	10,280
1001-Risk Management Fund	n/a	10006	10,187
1001-Risk Management Fund	n/a	A3292494TP513	8,950
1001-Risk Management Fund	n/a	A9502618AC102	8,939

Expenditures: Disapproved operating expenditures

Fund	Agency	Invoice #	Amount
1001-Risk Management Fund	n/a	11-JUL-2012	8,416
1001-Risk Management Fund	n/a	A9502691SS106	8,376
1001-Risk Management Fund	n/a	A9502597CM100	8,374
1001-Risk Management Fund	n/a	A3292694AU527	7,916
1001-Risk Management Fund	n/a	A3292763CE504	7,896
1001-Risk Management Fund	n/a	A3292767AH505	7,318
1001-Risk Management Fund	n/a	A95002492MM102	7,140
1001-Risk Management Fund	n/a	A3292718JG514	7,074
1001-Risk Management Fund	n/a	A3292763PG504	7,018
1001-Risk Management Fund	n/a	A9502759AK104	6,695
1001-Risk Management Fund	n/a	A3292766RJ508	6,577
1001-Risk Management Fund	n/a	A3292767AH508	6,342
1001-Risk Management Fund	n/a	LAB12005215F	6,335
1001-Risk Management Fund	n/a	A3292725ML504	6,197
1001-Risk Management Fund	n/a	A3292769TB501	6,076
1001-Risk Management Fund	n/a	A3292769TB503	5,911
1001-Risk Management Fund	n/a	A9502666DB100	5,870
1001-Risk Management Fund	n/a	A9502597CM107	5,771
1001-Risk Management Fund	n/a	A3292769EB503	5,660
1001-Risk Management Fund	n/a	12121664	5,567
1001-Risk Management Fund	n/a	A9502694AC109	5,522
1001-Risk Management Fund	n/a	A9502757ND201	5,355
1001-Risk Management Fund	n/a	A3292489GL572	5,249
1001-Risk Management Fund	n/a	A9502739MA302	5,182
1001-Risk Management Fund	n/a	A3292769EB505	5,153
1001-Risk Management Fund	n/a	A3292770SJ500	5,131
1001-Risk Management Fund	n/a	A3292639GL501	5,000
1001-Risk Management Fund	n/a	12116705	5,000
			<u>5,392,346</u>
			<u>5,392,346</u>
3203-Wayne County - Dept Soc Svcs	21-DETROIT'S WORKFORCE DEVELOPMENT DEPAR' 171102		37,588
			<u>37,588</u>
			<u>37,588</u>
3214-Temporary Assistance for Needy Families (TANF)	21-DETROIT'S WORKFORCE DEVELOPMENT DEPAR' WDDCDR0051613		72,789
			<u>72,789</u>
			<u>72,789</u>
3301-Major Street	19-PUBLIC WORKS	106602	60,198
3301-Major Street	19-PUBLIC WORKS	106600	17,053
3301-Major Street	19-PUBLIC WORKS	106599	14,021
3301-Major Street	19-PUBLIC WORKS	106601	7,799
			<u>99,070</u>
			<u>99,070</u>
5002-Airport Operation and Maint	10-AIRPORT	685094400015072913	15,740
			<u>15,740</u>
			<u>15,740</u>

Expenditures: Disapproved operating expenditures

Fund	Agency	Invoice #	Amount
5301-Transportation Operation	20-TRANSPORTATION	521139	106,207
5301-Transportation Operation	20-TRANSPORTATION	23131-PRE	91,435
5301-Transportation Operation	20-TRANSPORTATION	521185	90,461
5301-Transportation Operation	20-TRANSPORTATION	2024	75,000
5301-Transportation Operation	20-TRANSPORTATION	518618	59,238
5301-Transportation Operation	20-TRANSPORTATION	523360	58,355
5301-Transportation Operation	20-TRANSPORTATION	9990017300072313	75,270
5301-Transportation Operation	20-TRANSPORTATION	9990017300062613	74,890
5301-Transportation Operation	20-TRANSPORTATION	521138	48,327
5301-Transportation Operation	20-TRANSPORTATION	521226	24,329
5301-Transportation Operation	20-TRANSPORTATION	AGREEMENT#35475	24,267
5301-Transportation Operation	20-TRANSPORTATION	521221	23,438
5301-Transportation Operation	20-TRANSPORTATION	523364	20,665
5301-Transportation Operation	20-TRANSPORTATION	523378	16,575
5301-Transportation Operation	20-TRANSPORTATION	523375	14,125
5301-Transportation Operation	20-TRANSPORTATION	43221133	9,993
5301-Transportation Operation	20-TRANSPORTATION	27000	8,642
5301-Transportation Operation	20-TRANSPORTATION	523379	8,266
			<u>829,483</u>
5502-Water Operation and Maintenance	41-WATER	0066/2011	49,943
5502-Water Operation and Maintenance	41-WATER	0067/2011	53,154
5502-Water Operation and Maintenance	41-WATER	0068/2011	30,889
5502-Water Operation and Maintenance	41-WATER	0065/2011	30,866
5502-Water Operation and Maintenance	41-WATER	352-2012/01	8,525
5502-Water Operation and Maintenance	41-WATER	348-2012/01	6,211
5502-Water Operation and Maintenance	41-WATER	347-2012/01	5,761
5502-Water Operation and Maintenance	41-WATER	349-2012/01	5,468
			<u>190,816</u>

Expenditures: Disapproved pension & debt payments

Fund	Amount
<i><u>Pension payments</u></i>	
Police & Fire Retirement System - FY12	\$ 16,863,189
Police & Fire Retirement System - FY13	41,765,959
General Retirement System - FY13 - General City	7,420,769
General Retirement System - FY13 - DDOT	3,485,398
General Retirement System - FY13 - DWSD	-
General Retirement System - FY13 - Municipal Parking	86,487
General Retirement System - FY13 - Library	-
General Retirement System - FY13 - Airport	10,304
General Retirement System - FY14 - General City	3,715,183
General Retirement System - FY14 - DDOT	1,808,996
General Retirement System - FY14 - DWSD	2,000,384
General Retirement System - FY14 - Municipal Parking	48,556
General Retirement System - FY14 - Library	304,774
General Retirement System - FY14 - Airport	4,809
Total deferred pension payments	<u>\$ 77,514,808</u>
<i><u>Debt payments</u></i>	
Certificates of Participation - 2005-A	\$ 35,266,812
Certificates of Participation - 2006-A	4,448,030
Certificates of Participation - 2006-B	1,210,085
Total deferred debt payments	<u>\$ 40,924,927</u>

Contracts

Pursuant to section 17(b) of PA 436, attached is a schedule identifying each contract that the Emergency Manager awarded or approved during the Reporting Period with a cumulative value of \$5,000.00 or more, including the purpose of the contract and the identity of the contractor.

Contract	Approval date	Contract amount	Department	Vendor	Description
2796123	3/26/2013	437,750	GSD	Bdm Transport, Llc	To provide moving services
2877838	4/18/2013	100,000	Law	Stevenson Keppelman Associates	Legal services: general retirement system v. City of detroit case#13-002368-c2
2877277	4/19/2013	42,000	Bopc	Tja Staffing Services, Inc.	To provide chief of police search
2878252	4/19/2013	30,000	Bopc	Empco Incorporated	To provide chief of police assessment
86349	4/29/2013	90,000	EM	Shani Penn	To provide a chief of staff to the emergency manager
86350	4/29/2013	75,000	EM	Sonya S. Mays	To provide a senior advisor to the emergency manager
2878454	4/29/2013	25,000	EM	Duffey Petoskey & Co.	To provide public relations consulting for the emergency manager
2876717	5/7/2013	2,760,000	Finance	Hines Detroit Services, Llc	To provide public safety headquarters building management
2877753	5/8/2013	3,350,000 (Initial amount)	EM	Jones Day	To provide legal services: Restructuring work. Amended as of July 1, 2013.
2859342	5/8/2013	3,537,481	DPW	Giorgi Concrete	To provide bituminous surface removal, curb, sidewalk and ada ramp replacement and related work (milling)
2841465	5/8/2013	1,500,000	DPW	Wade Trim Associates, Inc.	To provide bridge design, ce&i, bridge inspection, material testing and other related services for new and existing bridges

Contract	Approval date	Contract amount	Department	Vendor	Description
2844490	5/8/2013	197,190	Elections	Wolverine Solutions Group	To provide folding and mailing services
2803327	5/8/2013	125,000	Elections	International Outdoor, Inc.	To provide billboard advertising for the election department for one (1) year
2871921	5/8/2013	85,000	PDD	St. John's Community Center	To provide homeless services to the homeless citizens of detroit
2871854	5/8/2013	77,590	PDD	Detroit Central City Mhc	To provide supportive services to the homeless citizens of detroit
86184	5/8/2013	45,000	Police	Shirley Joyner	To provide a coordinator of cops technology program
2823846	5/8/2013	41,225	Elections	Nationwide Envelope Specialist	To provide printing of various forms
2821586	5/8/2013	36,469	Elections	Accuform Printing & Graphics	To provide printing of forms and envelopes
2780852	5/9/2013	9,500,000	ITS	Groundworks 0	Leased or purchased network equipment and related services
2841743	5/9/2013	1,589,778	DPW	Hntb Michigan Inc	Construction engineering & inspection services for 7 mdot projects
2805136	5/21/2013	10,494,295	Municipal parking	Pierce, Monroe & Associates, Llc	To provide parking violations bureau ticket processing, collections systems, and support at city impound lot
2877897	5/21/2013	6,100,000	DPW	Cadillac Asphalt	To provide asphalt(delivery)

Contract	Approval date	Contract amount	Department	Vendor	Description
2876968	5/21/2013	4,000,000	Police	Detroit Building Authority	Animal control and care facility
2805436	5/21/2013	3,878,205	DPW	Osborn Associates, Inc.	To provide traffic signs
2808389	5/21/2013	1,500,000	Finance	Vhs Detroit Receiving Hospital, Inc.	To provide occupational health care services for all city departments
2875784	5/21/2013	800,000	DPW	Homrich Wrecking, Inc.	To provide hauling and disposal of street debris
2825365	5/21/2013	700,000	GSD	J & D Recovery & Auto Auction, Inc.	To provide auction services
2805270	5/21/2013	644,738	DPW	Osborn Associates, Inc.	To provide traffic sign sheeting
2877388	5/21/2013	600,000	DPW	Cadillac Asphalt	To provide asphalt(manufacturing)
2876479	5/21/2013	600,000	Police	Children Aid Society	To provide a cease fire federal grant
2873373	5/21/2013	563,495	GSD	Best Fuel Service, Inc.	To provide repair service, parts and/or labor (normal and emergency for gasoline pumps, diesel dispensing units and parts and installation for fuel dispensing hardware
2770652	5/21/2013	533,333	DDOT	Shrader Tire & Oil	To provide tire repair and related services
2877677	5/21/2013	490,644	GSD	Genuine Parts Co. (Napa)	To provide compensation for automotive parts/services for the period of august, 2012

Contract	Approval date	Contract amount	Department	Vendor	Description
2877933	5/21/2013	375,000	DDOT	Gillig, Llc	To provide parts, coach, replacement
2878095	5/21/2013	375,000	DDOT	Kirk's Automotive, Inc.	To provide parts, coach, replacement
2877204	5/21/2013	363,750	Police	Henry Ford Health System	To provide random drug screening and testing
2844554	5/21/2013	330,750	Police	Tiburon Inc.	To provide software and maintenance support for the implementation of an integrated computer aided dispatch and mobile data system
2877393	5/21/2013	300,000	DPW	Cadillac Asphalt	To provide asphalt, emulsion
2873490	5/21/2013	210,737	PDD	The Heat And Warmth Fund (Thaw)	To provide supportive services to the homeless citizens of detroit
2872928	5/21/2013	200,000	Rec	Keo & Associates, Inc.	To provide fort wayne renovations-barracks building work
2877760	5/21/2013	194,810	Fire	Physio-Control	To provide a sole source purchase for automatic external defibrillators for the detroit fire department ems supply section
2877050	5/21/2013	157,951	GSD	Bob Maxey Ford, Inc.	To provide automotive repair services for the period of july 2011 through october 2012
2826142	5/21/2013	150,000	DDOT	Sutrack Corporation	To provide parts, air conditioning
2853314	5/21/2013	149,963	Fire	T & N Services	To provide fire fighting helmets

Contract	Approval date	Contract amount	Department	Vendor	Description
2873246	5/21/2013	142,622	PDD	Alternative For Girls	To provide public service for persons who are residents of the city of detroit
2877487	5/21/2013	135,529	Homeland security	Federal Signal-Corporation	To provide a sole source purchase to complete the federal signal-codespear smart messaging system approved by the fema vrpp to enable the detroit office of homeland security/emergency management to send real time messages, warning and critical information to citizens and visitors during special events, emergencies and other major incidents
2872789	5/21/2013	132,415	PDD	Ywca Of Metropolitan Detroit	To provide shelter for persons who are residents of the city of detroit
2877489	5/21/2013	121,750	Homeland security	Federal Signal-Corporation	To provide a sole source purchase for service and maintenance of detroit's smart messaging system currently used by the city of detroit emergency responders and key departments for early warning and updating of critical information during emergencies, major incidents and special events
2867602	5/21/2013	106,629	DDOT	Matrix Human Services	To provide door-to-door transporation services for low income elderly and/or disabled persons in specific service areas
2871864	5/21/2013	73,700	PDD	Legal Aid And Defender's Association	To provide legal services for the homeless of detroit
2877050	5/21/2013	72,078	Fire	Midwest Medical Center	To provide compensation for physical examinations and testing for services required for "return-to-work" and "promotional examinations" and testing, which are no longer covered by the human services department
86351	5/21/2013	72,000	PDD	Wilmern G. Griffin	To provide a neighborhood stabilization program specialist
2821980	5/21/2013	60,000	Finance	Wayne County Register Of Deeds	To provide deed verification via wayne country website
2878040	5/21/2013	50,750	Fire	Apollo Fire Equipment	To provide compensation for protective equipment face pieces for the self contained breathing apparatus (scba) face piece fit testing on all fire suppression fire fighters, which is a state-mandated annual requirement

Contract	Approval date	Contract amount	Department	Vendor	Description
2877518	5/21/2013	48,038	DDOT	Galeana's Van Dyke Dodge	To furnish full size vehicles, dodge charger
2861414	5/21/2013	47,912	Police	Galeana's Van Dyke Dodge	To provide full size and suv vehicles
2873873	5/21/2013	40,398	Police	Jorgensen Ford	To provide full size and suv vehicles
2875468	5/21/2013	33,938	Homeland security	Argus-Hazco	Purchase for arearae sensors and calibration gases for the hazmat division to be able to respond to daily life threatening emergencies
86348	5/21/2013	30,000	Bseed	Leslie Owens	To provide a licensed mechanical examiner
2848583	5/23/2013	225,000	Program mgt office	Ernst & Young LLP	Analyzing the financial impacts and strategic alternatives related to public lighting department
2878871	5/23/2013	100,000	PMO	Parsons Brinckerhoff	Engineering assessment at public lighting department
2879081	5/23/2013	80,000	PMO	Transmission Maintenance Construction, Llc	To provide evaluation of the city of detroit's distribution systems
2877519	5/28/2013	683,000,000	Dwsd	New England Fertilizer Company	To construct, maintain and operate a biosolid drying facility
2831978	5/28/2013	1,825,000	DDOT	Lakeside Divisions, Inc.	To provide paratransit services
2871158	5/28/2013	183,860	DPW	Southeastern Equipment	To provide asphalt vibratory roller

Contract	Approval date	Contract amount	Department	Vendor	Description
2875766	5/28/2013	109,067	Health	Clark Associates	To provide reimbursement for juvenile assistance block grant/substance abuse services
2879816	5/31/2013	90,000	EM	Abernathy & Macgregor	Strategic counseling services
2879761	6/4/2013	27,599	ITS	Groundworks 0	To install security equipment including cameras for the fire boat offices
2578900	6/6/2013	14,395,614	ITS	Oracle Corporation	To providee oracle financial system maintenance support
2881420	6/6/2013	621,578	Police	Manhattan Institute	Consulting for Police restructuring
2836774	6/6/2013	500,000	Law	Varnum Riddering Schmidt Howlett, Llp	To provide legal services: cable commision litigation against comcast peg fees
2867153	6/19/2013	4,238,848	GSD	Genuine Parts Co. (Napa)	Vehicle replacement parts
2877264	6/24/2013	858,631	GSD	Institute For Population Health	Lease agreement
2877265	6/24/2013	17,500	GSD	Institute For Population Health	Lease agreement
2876321	6/25/2013	200,000	DPW	Michigan Cat	To provide repair service, parts and/or labor caterpillar equipment
2876966	7/2/2013	3,000,000	Police	Detroit Building Authority	To provide detroit public safety headquarters-911 back up/telephone crime reporting unit

Contract	Approval date	Contract amount	Department	Vendor	Description
2881154	7/2/2013	617,500	GSD	Eagle Security Services, Llc	To provide public safety headquarters security services
2881148	7/2/2013	316,884	GSD	Preferred Building Services Llc	To provide public safety headquarters cleaning services
2879893	7/2/2013	34,598	Fire	Contractors Fence Group	To install 8' high fence around fireboat facility on the detroit river
2881676	7/12/2013	45,000	EM	R R Donnelly Venue	Secured virtual data room services
2722404	7/24/2013	63,500,000	DDOT	Detroit Building Authority	To provide for renovation of transit facilities
2876096	7/25/2013	17,099,160	DPW	United States Department Of Transportation	To provide link detroit multimodal enhancement plan
2879970	7/25/2013	920,000	DPW	Eastern Market Association	To provide eastern market corporation's share of the link detroit project
2877416	7/25/2013	750,000	HR	Computech Corporation	Temporary staffing services
2878445	7/25/2013	750,000	HR	Experis Us, Inc.	Temporary staffing services
2877420	7/25/2013	750,000	HR	Futurenet Group, Inc.	Temporary staffing services
2877577	7/25/2013	750,000	HR	Premier Staffing Sources Inc.	Temporary staffing services

Contract	Approval date	Contract amount	Department	Vendor	Description
2879972	7/25/2013	700,000	DPW	Midtown Detroit, Inc.	To provide midtown detroit, inc.'s share of midtown detroit greenway loop phase iv, link detroit project
2879551	7/25/2013	51,401	DPW	Palmer Woods Association	To provide palmer woods sidewalk replacement project
2838458	7/26/2013	2,249,884	Dwsd	Key Chemical, Inc.	To provide hydrofluorosilicic acid
2880392	7/26/2013	115,755	GSD	Munn Tractor Sales, Inc.	To provide 15 hustler x1 lawnmowers
2818630	7/30/2013	5,493,385	DPW	J Ranck Electric, Inc	To provide traffic signal maintenance city wide
2819573	8/2/2013	930,000	GSD	Payne Landscaping, Inc.	To provide weed/grass cutting and debris removal
2819571	8/2/2013	700,000	GSD	Brilar, Llc	To provide weed/grass cutting and debris removal
2822187	8/2/2013	585,000	PDD	Lewis & Munday	To provide professional legal services for the neighborhood stabilization program i & iii
2879561	8/2/2013	214,550	Rec	St. Enterprises	To provide cemetery beautification and maintenance
2802867	8/2/2013	135,000	Elections	Election Systems & Software	To furnish software services and technical support
2879273	8/2/2013	125,000	DDOT	Cummings Bridgeway	Sole source request for the inspection and repair of coach powertrain systems for ddot (warranty protection)

Contract	Approval date	Contract amount	Department	Vendor	Description
2879366	8/2/2013	125,000	DDOT	Williams Detroit Diesel	Sole source request for the inspection and repair of coach powertrain systems for ddot (warranty protection)
2872021	8/2/2013	77,200	PDD	Coalition On Temporary Shelter	To provide homeless public services
86496	8/2/2013	60,000	Finance	Ilene Weathers	To provide a project manager (purchases agent)
86497	8/2/2013	60,000	Finance	Wilma Gold-Jones	To provide an administrative specialist
2776394	8/2/2013	43,201	Dwsd	Esri, Inc.	To provide arcgis software, license, subscription and maintenance
2847507	8/2/2013	39,560	Fire	Camden Insurance Agency, Inc.	To provide fireboat all risk insurance
2872028	8/2/2013	30,310	PDD	Neighborhood Service Organization-Tumaini Center	To provide homeless public services
2879853	8/2/2013	27,200	ITS	The Jasper Group International Dba The Jasper Group	To provide compensation for the repair of tape drives from february and april 2013
2863552	8/5/2013	1,044,696	DPW	Giorgi Concrete	To provide repair of tree-root damaged sidewalks and driveways (westside)
2863548	8/5/2013	1,000,000	DPW	Giorgi Concrete	To provide repair of tree-root damaged sidewalks and driveways (eastside)
2881301	8/5/2013	991,510	GSD	Carolina Software Technologies	To provide technical and contractual support to the fleet management division

Contract	Approval date	Contract amount	Department	Vendor	Description
2869355	8/5/2013	194,138	DPW	Jorgensen Ford	To provide 14ft stake truck with crew cab
2672983	8/5/2013	84,253	Budget	Cgi Technologies & Solutions, Inc.	To provide a maintenance agreement for brass software system
2876763	8/5/2013	72,278	PDD	United Community Housing Coalition	To provide homeless public services
2880299	8/5/2013	68,854	DPW	Southeastern Equipment	To provide a fifty-ton detachable goosenet trailer
2880612	8/5/2013	36,384	GSD	G4S Secure Solutions	To provide compensation for security guard services at the 36th district court
2878745	8/5/2013	34,748	Fire	Ul Llc	To provide aerial and ground ladder testing
2881221	8/5/2013	32,270	Police	Environmental Maintenance Engineers, Inc.	Abatement at rouge range of shell casings
2817919	8/6/2013	14,071,350	ITS	Futurenet Group, Inc.	To provide computer programming, coding and analysis
2817919	8/6/2013	9,826,015	GSD	Detroit Building Authority	To provide energy efficiency block grant
2821496	8/6/2013	7,223,500	ITS	Computech Corporation	To provide computer programming, coding and analysis
2759495	8/6/2013	4,521,927	Zoo	Detroit Building Authority	To provide upgrades and improvements to the detroit zoo

Contract	Approval date	Contract amount	Department	Vendor	Description
2759483	8/6/2013	1,485,000	Zoo	Detroit Building Authority	To provide renovations to the belle isle zoo
2821495	8/6/2013	1,100,000	ITS	Sigma Associates	To provide computer programming, coding and analysis
2879764	8/6/2013	675,000	Finance	Plante & Moran, Llc	To provide accounting services for preparation of the city's cafr
2838004	8/6/2013	350,000	DPW	Atwood Trucking Services	To furnish hired truck services
2838003	8/6/2013	200,000	DPW	A & M Trucking, Inc.	To furnish hired truck services
2879763	8/6/2013	190,000	Finance	Randy Lane, Pc	To provide accounting services for preparation of the city's cafr
2872106	8/6/2013	153,334	PDD	Detroit Rescue Mission	To provide shelter for persons who are residents of the city of detroit
2879861	8/6/2013	145,182	GSD	Executive Construction Management Co./Nqn Contracting, A Joint	To provide construction renovations for information technology services department phase ii-a in the coleman a. Young municipal building
2872012	8/6/2013	72,356	PDD	Venture Neighborhood Legal Services	To provide homeless services and advocacy for persons who are residents of the city of detroit
2851317	8/6/2013	47,334	Elections	Accuform Printing & Graphics	To provide printing of newsletters/ballots
2872041	8/6/2013	51,278	PDD	Black Family Development, Inc.	To provide homeless prevention and essential services for persons who are residents of the city of detroit

Contract	Approval date	Contract amount	Department	Vendor	Description
2849295	8/8/2013	64,591	Airport	Long Insurance Services	To provide property insurance
86413	8/12/2013	90,000	DAH	Douglas A. Monds	To provide an administrative officer
86491	8/12/2013	90,000	Finance	Eric S. Higgs	To provide an accounting project manager
86426	8/12/2013	55,000	Media services	Daphne Hughes	To provide senior producer/writer
86414	8/12/2013	45,000	DAH	Anthony P. Jackson	To provide an administrative officer
86293	8/12/2013	35,000	Finance	Frederick W. Morgan	To provide assessor services on an interim basis
85377	8/12/2013	33,696	Rec	James Conway	To provide a project manager - Fort Wayne
85378	8/12/2013	5,000	Rec	Sylvia McClinton	To provide a food and friendship service leader
2881385	8/13/2013	3,200,000	City-wide	Cello Partnership Dba Verizon Wireless	To provide city-wide cellular telephone services
2696640	8/13/2013	1,065,922	Law	Rubenstein Issacs, Pc	To provide additional legal representation to the city of detroit in pursuing the city's claims for tax abatement, refund and waiver of interest and penalties paid to the internal revenue service and the state of michigan pertaining to the federal and state withholding tax

Contract	Approval date	Contract amount	Department	Vendor	Description
2867591	8/13/2013	474,700	GSD	Aon Risk Services, Inc.	To provide property insurance
2839842	8/13/2013	300,000	PDD	Lewis & Munday	To provide professional legal services for the home program in the development and production of quality, safe, affordable housing for low and moderate income residents of the city of detroit
2876680	8/13/2013	251,501	Health	Institute For Population Health	To provide fiscal management services for tb prevention
2881158	8/13/2013	216,000	PDD	National Consulting Services, Llc	To provide administration of home investigator compliance monitoring program
2848560	8/13/2013	85,916	GSD	Aon Risk Services, Inc.	To provide property insurance
86352	8/13/2013	77,000	PLD	Daniel Woitulewicz	Administrative and financial consulting to director
2882001	8/13/2013	74,957	DDOT	Shrader Tire & Oil	To provide diesel exhaust fluids and supplies
2871915	8/13/2013	68,200	PDD	Covenant House Michigan	To provide supportive services to the homeless citizens of detroit
86429	8/13/2013	58,500	Municipal parking	Renetta Corette Bates	To provide an municipal parking impound lot attendant
2770687	8/14/2013	4,146,899	City-wide	Michigan Chronicle Publishing Co.	To provide media advertising
2821504	8/14/2013	3,500,000	ITS	Universal Systems Technologies, Inc.	To provide computer programming, coding and analysis

Contract	Approval date	Contract amount	Department	Vendor	Description
2881372	8/14/2013	900,000	PDD	Paradise Valley Real Estate Holdings, Llc.	To provide financial assistance for the construction, renovation and rehabilitation
2881339	8/14/2013	840,450	PLD	T & N Services	To provide lamps, high intensity discharge for street lighting
2862902	8/14/2013	584,200	DPW	Dmc Consultants, Inc/Dome Corporation Of America, A Joint Venture	To provide design and construction of new roof structure on existing concrete footing and foundation retaining wall
2881362	8/14/2013	528,702	GSD	Bell Equipment Company	To provide repair service, parts and/or labor for leach rear loader and curb tender packer units
2825502	8/14/2013	449,227	PLD	Walker-Miller Energy Services, Llc	To provide planning, implementation, monitoring and reporting assistance with p.a. 295 energy optimization program for the department
2866257	8/14/2013	444,471	DPW	Z Contractors, Inc.	To provide time extension of contract end date
2800880	8/14/2013	162,646	DPW	Barthel Contracting, Co.	To provide construction of a street connector between manistique and ashland roads, south of mack avenue and miscellaneous construction
2880519	8/14/2013	105,000	Rec	Extenet Systems, Inc.	To distribute antenna system nodes at recreation department sites: hart plaza, chene park and & belle isle
2881929	8/14/2013	73,074	Municipal parking	Enterprise Uniform Co.	To provide uniforms and accessories
2577158	8/14/2013	41,182	Finance	Proquire, Llc	To provide income tax software maintenance
2822976	8/14/2013	17,000	BZA	Laflora Court Reporting	To provide court reporting services and transcription

Loans

Pursuant to section 17(c) of PA 436, the Emergency Manager hereby identifies each loan sought, approved, or disapproved during the Reporting Period that has a cumulative value of \$5,000.00 or more and the proposed use of the funds:

- The City is in the initial stages of seeking a \$350 million postpetition bankruptcy loan. The City has issued a request for proposals and is reviewing responses from potential lenders. The projected uses of this loan are (a) to fund a proposed settlement with the counterparties to certain interest rate swaps; and (b) for other general purposes, including to fund reinvestments in the City's operations and infrastructure.

No other loans have been sought, approved, or disapproved during the Reporting Period.

Positions Added/Vacancies Filled

Pursuant to section 17(d) of PA 436, the Emergency Manager hereby identifies the following new positions created and vacancies in positions filled by the appointing authority during the Reporting Period:

New Positions:

Chief Compliance Officer (7/1/13)

Chief of Staff to the Emergency Manager (4/22/13)

Communications Director, Office of the Emergency Manager (March 2013)

Senior Advisor to the Emergency Manager (4/25/13)

Executive Assistant(s) to Emergency Manager and Chief Operating Officer (7/1/13)

Policy Analyst (7/15/13)

Vacancies Filled:

Chief Financial Officer (7/15/13)

Chief Operating Officer (8/14/13)

Director, Human Resources Department (7/22/13)

Chief, Police Department (7/1/13)

Director, Public Lighting Department (8/1/13)

Corporation Counsel (7/1/13)

Director (Acting), Buildings, Safety Engineering & Environmental Department (6/10/13)

Positions Eliminated

Pursuant to section 17(e) of PA 436, attached is a schedule indentifying the City positions that have been eliminated, or from which an employee has been laid off, during the Reporting Period. Eliminations reflect changes in budgeted positions from fiscal year 2013 to fiscal year 2014, which were implemented on July 1, 2013; however, positions transferred to other departments are not included.

Eliminated Positions

<u>Department & position</u>	<u>Cost Center</u>	<u>Number of positions</u>
13 BSEED		
Sr Govt Analyst	BSEE Admin.	1
Office Asst III	BSEE Admin.	2
Asst Chief Mech/Elec Insp	Mechanical Inspections	1
Supv Mechanical Insp	Mechanical Inspections	1
Supv Electric Insp	Mechanical Inspections	1
Electric Insp	Mechanical Inspections	3
Mechanical Insp	Mechanical Inspections	6
Building Insp	Housing/Inspections	2
Building Insp	Building Inspections	3
General Manager	Building Inspections	1
Prin Clerk	Permits	1
Revenue Collector	Permits	2
Sr Teller	Permits	1
Sr Clerk	Permits	1
Office Asst III	Permits	2
21 WORKFORCE DEVELOPMENT		
Director	Decommissioned in 2012	1
Deputy Director	Decommissioned in 2012	1
General Manager	Decommissioned in 2012	1
Manager II	Decommissioned in 2012	5
Manager I	Decommissioned in 2012	6
Busin Sys Suppt Spec II	Decommissioned in 2012	1
Communic Svcs Asst	Decommissioned in 2012	4
Prin Accountant	Decommissioned in 2012	8
Prin Soc Plan/Dev Spec	Decommissioned in 2012	12
Sr Accountant	Decommissioned in 2012	2
Sr Soc Plan/Dev Spec	Decommissioned in 2012	1
Admin Asst II	Decommissioned in 2012	2
Head Clerk	Decommissioned in 2012	3
Prin Clerk	Decommissioned in 2012	1
Exec Sec II	Decommissioned in 2012	1
Exec Sec I	Decommissioned in 2012	1
Office Asst III	Decommissioned in 2012	6

25 HEALTH/WELLNESS PROMOTION

Eliminated Positions

<u>Department & position</u>	<u>Cost Center</u>	<u>Number of positions</u>
General Manager	DHWP Admin	3
Storekeeper	DHWP Admin	1
Exec Sec II	DHWP Admin	1
Office Asst II	DHWP Admin	1
Manager II	Health Finance	1
Prin Accountant	Health Finance	1
Sr Accountant	Health Finance	1
Head Clerk	Health Finance	1
Office Asst II	Health Finance	2
Manager II	Biostatistics	1
Prin Statistician	Biostatistics	1
Admin Asst II	Biostatistics	1
Office Asst II	Biostatistics	1
Manager I	Epidemiology	1
Supv Public Health Nurse	Epidemiology	1
Sr Public Health Nurse	Epidemiology	5
Sr Statistician	Epidemiology	1
Prin Clerk	Epidemiology	1
Office Asst II	Epidemiology	2
Sr Cmty Health Asst	Immunization	2
Office Asst II	Immunization	2
Social Hygiene Prog Coord	STD Control	1
Clinic Nurse VD	STD Control	5
Medications LPN	STD Control	2
Prin Medical Tech	Tech. Suppt.-Laboratory	1
Sr Medical Tech	Tech. Suppt.-Laboratory	1
Supv Public Health Nurse	Community Nursing Services	3
Sr Public Health Nurse	Community Nursing Services	5
Office Asst II	Community Nursing Services	1
Asst Program Admin	School Vision/Hearing	1
Office Asst III	School Vision/Hearing	1
Office Asst II	School Vision/Hearing	1
Sr Public Health Nurse	Lead Abatement	4
Manager I	Herman Kiefer Ctr.	1
Prin Clerk	Herman Kiefer Ctr.	1
Manager I	Food Sanitation	1
Envir Spec I	Food Sanitation	15

Eliminated Positions

<u>Department & position</u>	<u>Cost Center</u>	<u>Number of positions</u>
Envir Spec II	Food Sanitation	1
29 HUMAN RIGHTS		
Human Rights Spec	Human Rights	1
Exec Sec II	Human Rights	1
30 HUMAN SERVICES		
General Manager	Decommissioned in 2013	1
Manager II	Decommissioned in 2013	1
Manager I	Decommissioned in 2013	1
Prin Social Plan/Dev Spec	Decommissioned in 2013	2
Prin Social Worker	Decommissioned in 2013	2
Prin Cmty Svcs Asst	Decommissioned in 2013	5
Sr Social Plan/Dev Spec	Decommissioned in 2013	1
Sr Cmty Svcs Asst	Decommissioned in 2013	6
Cmty Svcs Asst	Decommissioned in 2013	6
Building Oper I	Decommissioned in 2013	1
Building Attendant A	Decommissioned in 2013	1
Sr Bldg Attendant	Decommissioned in 2013	1
Sr Storekeeper	Decommissioned in 2013	1
Storekeeper	Decommissioned in 2013	1
Counselor Aid	Decommissioned in 2013	5
Delivery Driver	Decommissioned in 2013	3
Office Asst III	Decommissioned in 2013	1
Office Asst II	Decommissioned in 2013	2
Clerk	Decommissioned in 2013	1
Human Services Director	Decommissioned in 2013	1
Deputy HS Director	Decommissioned in 2013	1
General Manager	Decommissioned in 2013	1
Manager II	Decommissioned in 2013	2
Admin Asst II	Decommissioned in 2013	1
Prin Accountant	Decommissioned in 2013	2
Prin Data Processing Prog Analyst	Decommissioned in 2013	1
Sr Data Processing Prog Analyst	Decommissioned in 2013	1
Sr Accountant	Decommissioned in 2013	6
Exec Sec II	Decommissioned in 2013	1
Exec Sec I	Decommissioned in 2013	1

Eliminated Positions

<u>Department & position</u>	<u>Cost Center</u>	<u>Number of positions</u>
Prin Clerk	Decommissioned in 2013	1
Sr Clerk	Decommissioned in 2013	1
Office Asst III	Decommissioned in 2013	2
Office Asst I	Decommissioned in 2013	2
Clerk	Decommissioned in 2013	1
34 MUNICIPAL PARKING		
Bldg Operations Sub-F	Maintenance	1
Building Oper I	Maintenance	1
36 PLANNING AND DEVELOPMENT		
General Manager	PDD Admin	1
Exec Sec II	PDD Admin	1
Manager I	Contract Compliance	2
Manager II	Planning	1
Homeless Coord Manager	Neighborhood Devel	1
38 PUBLIC LIGHTING		
Electric Worker Foreman	Street Lighting	1
Electric Worker-General	Street Lighting	2
Ctrl Instrum Tech Sub-F Elec	Heat/Power Plant Ops	1
Asst Power Plant Oper	Heat/Power Plant Ops	2
41/42 DWSD		
Sr Service Guard-Water	DWSD Admin.	10
Service Guard-Public Util	DWSD Admin.	24
Prin Clerk	DWSD Admin.	3
Sr Teller	General Accounting Admin.	5
Busin Sys Suppt Spec I	Financial Admin.	2
Water Sys Mechanic	Maint/Repair 2004	33
Sr Water Sys Mechanic	Maint/Repair 2004	22
Water Sys Foreman	Maint/Repair 2004	10
Sr Construc Insp	Asset Maint-Asst. Dir.	9

Eliminated Positions

<u>Department & position</u>	<u>Cost Center</u>	<u>Number of positions</u>
Water Sys Chemist	Water Works Park	9
Electric Worker-General	Mechanical Ops	8
Gen Auto Mechanic	Mechanical Ops	7
Repair Mechanic	Mechanical Ops	7
Plant Maint Mechanic	Mechanical Ops	6
Vehicle Oper I	Mechanical Ops	5
Intmd Data Process Prog Analyst	Info Sys Admin Service	5
Asst Head Sewage Plant Oper	Wastewater Plant Admin	5
Cust Service Rep II	Commercial Ops	4
Cust Service Rep III	Commercial Ops	4
Water Sys Ctrl Instrum Tech	Water Works Park	4
Ctrl Instrum Tech-Sub-F/Water	Meter Ops	4
Plant Maint Sub-F	Mechanical Ops	3
Water Sys Maint Disp	Maint/Repair 2004	3
Water Plant Oper	Water Works Park	3
Water Plant Oper	Water Works Park	3
Sr Data Process Prog Analyst	Info Sys Admin Service	3
Microcomputer Suppt Spec	Info Sys Admin Service	3
Sr Analytical Chemist	Water Quality	3
Plant Maint Sub-F	Mechanical Ops	3
Purch Agent III	Purchasing	2
Storekeeper	Material Mgmt	2
Manager I	Financial Admin.	2
Plant Maint Mechanic	Mechanical Ops	2
Electric Worker-General	Mechanical Ops	2
Construc Equip Oper	Maint/Repair 2004	2
Bricklayer	Maint/Repair 2004	2
Vehicle Oper III	Maint/Repair 2004	2
Water Plant Attendant	Springwells Plant	2
Repair Mechanic	Mechanical Ops	2
Sr Assoc Civil Engr-Design	Maint/Repair 2004	2
Sr Clerk	DWSD Admin.	2
Process Ctrl Network Admin.	Info Tech Sys Integration Admin.	2
Dept Info Tech Network Spec	Radio/SCADA Infrastructure	2

Eliminated Positions

<u>Department & position</u>	<u>Cost Center</u>	<u>Number of positions</u>
Sr Data Process Telecom Tech	Network Support	2
AV Technician III	Public Affs.-Water-Admin.	2
AV Technician II	Public Affs.-Water-Admin.	2
Field Services Rep	Commercial Ops	2
Water Sys Ctrl Instrum Tech	Water Works Park	2
Finish Painter	Mechanical Ops	2
Sewage Plant Supv	Wastewater Plant Admin	2
Sr Assoc Mech Engr-Design	Water Engineering Svcs	2
Sr Asst Mech Engr-Wastewater	Facilities Design	2
Assoc Electric Engr-Design	Water Engineering Svcs	2
Sr Asst Electric Engr-Wastewater	Wastewater Plant Admin	2
Prin Construc Insp	Asset Maint-Asst. Dir.	2
Manager I	Financial Admin.	1
Sr Storekeeper	Material Mgmt	1
Asst Director Asset Maint	Asset Maint-Asst. Dir.	1
Plant Maint Foreman	Mechanical Ops	1
Electric Repair Worker-General	Mechanical Ops	1
Auto Repair Foreman	Mechanical Ops	1
Park Maint Worker	Mechanical Ops	1
Finish Painter	Mechanical Ops	1
Supv Bldg Attendant II	Mechanical Ops	1
Supv Bldg Attendant I	Mechanical Ops	1
Supt of Engineering	Water Ops Admin	1
Plant Maint Sub-F	Mechanical Ops	1
Head Water Plant Oper	Water Works Park	1
Plant Maint Sub-F	Mechanical Ops	1
Repair Mechanic	Mechanical Ops	1
Sr Water Sys Chemist	Water Works Park	1
Head Water Plant Oper	Water Works Park	1
Supv Filtration	Water Works Park	1
Plant Maint Foreman	Mechanical Ops	1
Plant Maint Sub-F	Mechanical Ops	1
Sr Water Sys Chemist	Water Works Park	1
Mechanical Helper	Mechanical Ops	1
Plant Maint Mechanic	Mechanical Ops	1
Head Civil Engr-Design	Field Engineering	1
Assoc Civil Engr-Design	Maint/Repair 2004	1

Eliminated Positions

Department & position	Cost Center	Number of positions
Assoc Electric Engr-Design	Water Engineering Svcs	1
Sr Asst Civil Engr-Wastewater Clerk	Field Engineering	1
Sr Assoc Mech Engr-Design	DWSD Admin.	1
Assoc Mech Engr-Design	Water Engineering Svcs	1
Sr Asst Civil Engr-Wastewater	Water Design	1
Process Ctrl Network Admin. Manager II	Field Engineering	1
Process Ctrl Sys Admin.	Info Tech Sys Integration Admin.	1
Engr Suppt Spec II	DWSD Admin.	1
Dept Info Tech Network Spec Manager I	Process Networks/SCADA	1
Prin Data Process Prog Analyst	Maint/Repair 2004	1
Sr Clerk	Radio/SCADA Infrastructure	1
Engr of Water Systems	Financial Admin.	1
Water Sys Ctrl Instrum Tech	Info Sys Admin Service	1
Sr Water Plant Oper	DWSD Admin.	1
Microcomputer Suppt Spec	Water Design	1
Sr Data Process Prog Analyst	Water Works Park	1
Engr of Wastewater Systems	Water Works Park	1
Publicist I	Info Sys Admin Service	1
Prin Graphic Designer	Info Sys Admin Service	1
Graphic Designer	Water Technical Svcs	1
AV Technician IV	Public Affs.-Water-Admin.	1
Photographer-General	Public Affs.-Water-Admin.	1
Cmcl Oper Spec III	Public Affs.-Water-Admin.	1
Cmcl Oper Spec I	Public Affs.-Water-Admin.	1
Office Asst III	Commercial Ops	1
Sr Assoc Electric Engr-Operation	Commercial Ops	1
Sr Govt Analyst	DWSD Admin.	1
Sr Water Sys Chemist	Meter Ops	1
Carpenter Sub-F	Financial Admin.	1
Plant Equip Oper Mechanic	Water Works Park	1
Electric Repair Worker-General	Wastewater Plant Admin	1
Maint Millwright	Wastewater Plant Admin	1
Painter Sub-F	Mechanical Ops	1
Park Maint Foreman	Mechanical Ops	1
	Wastewater Plant Admin	1
	Mechanical Ops	1

Eliminated Positions

<u>Department & position</u>	<u>Cost Center</u>	<u>Number of positions</u>
Park Maint Helper	Mechanical Ops	1
Sr Sewage Plant Oper	Wastewater Plant Admin	1
Sr Assoc Electric Engr-Design	Water Engineering Svcs	1
Head Sewage Plant Oper	Wastewater Plant Admin	1
Assoc Electric Engr-Design	Water Engineering Svcs	1
Sr Asst Civil Engr-Wastewater	Field Engineering	1
47 GENERAL SERVICES		
Park Devel Supv	Park Development	1
Asst Supt Grounds Maint	Non-Park Forestry/Str Fund	1
Tree Artisan	Non-Park Forestry/Str Fund	2
Tree Artisan Helper	Non-Park Forestry/Str Fund	1
Office Asst II	Non-Park Forestry/Str Fund	1
Vehicle Oper III	Non-Park Forestry/Str Fund	1
Sr Supv Mechanical Maint	Fleet Mgmt.	1
	Total	<u>581</u>

Positions from Which an Employee Has Been Laid Off

<u>Department</u>	<u>Position</u>	<u>Number of positions</u>
Budget/DDOT	Organization and Process Analyst	1
DPW	Materials Lab Tech	1
Health	Manager II	1
Heath	Administrative Assistant - Grade II	1
Human Services	Administrative Assistant - Grade II	1
Human Services	Principal Accountant - Head Start	1
Human Services	Manager II	1
Human Services	Manager I	1
Human Services	Principal Clerk	1
Municipal Parking	Sr. Clerk	1
PLD	Sr. Storekeeper	1
Recreation	Lifeguard	2
Recreation	Playleader	1
	Total	14

EM Contract, Salary and Benefits

Pursuant to section 17(f) of PA 436, attached is a copy of the Contract for Emergency Manager Services, dated March 27, 2013 (the "EM Contract"), as contemplated by section 9(3)(e) of PA 436. Pursuant to section 17(g) of PA 436, the Emergency Manager's salary and benefits are identified in Article 3 of the EM Contract.



STATE OF MICHIGAN
EXECUTIVE OFFICE
LANSING

RICK SNYDER
GOVERNOR

BRIAN CALLEY
LT. GOVERNOR

March 26, 2013


BY ELECTRONIC MAIL

Kevyn Orr
Emergency Financial Manager
City of Detroit
1126 Coleman A. Young Municipal Center
Detroit, Michigan 48226

Dear Mr. Orr:

This letter confirms your existing status as an Emergency Financial Manager, having been appointed pursuant to Section 18(1) of Public Act 72 of 1990, the Local Government Fiscal Responsibility Act and now maintained under Section 9(10) and Section 31 of Public Act 436 of 2012. Enclosed is a contract for your execution, reflecting the terms and conditions of your continuing appointment as an Emergency Manager under Public Act 436 of 2012, the Local Financial Stability and Choice Act.

Sincerely,


Rick Snyder
Governor

Enclosure



STATE OF MICHIGAN
DEPARTMENT OF TREASURY
LANSING

RICK SNYDER
GOVERNOR

ANDY DILLON
STATE TREASURER

CONTRACT FOR EMERGENCY MANAGER SERVICES

Rick Snyder, Governor of the State of Michigan (Governor) and the Michigan Department of Treasury retain and appoint Kevyn Orr as the Emergency Manager (Emergency Manager) for the City of Detroit (City) under Public Act 436 of 2012, the Local Financial Stability and Choice Act, MCL 141.1541 *et seq.* (the Act).

The Emergency Manager will provide services to the City pursuant to the terms and conditions set forth in this Contract and the Act.

The Emergency Manager's role is to remedy the financial distress of the City by requiring, within available resources, prudent fiscal management and an efficient provision of municipal services by exercising the necessary authority conferred herein to take appropriate action on behalf of the City and its residents. In accepting this appointment, the Emergency Manager agrees to leverage all the Emergency Manager's skills and abilities to accomplish these objectives on behalf of City residents.

1. PARTIES, PURPOSE, DUTIES, AND REPORTS

1.1 Parties. The parties to this Contract are the State of Michigan by the Department of Treasury and Kevyn Orr.

1.2 Purpose. The parties to this Contract agree that Kevyn Orr will act as the Emergency Manager for the City. The Emergency Manager's duties and responsibilities are delineated in the Act and include conducting all aspects of the operations of the City and establishing and implementing a written financial plan as required by Section 11 of the Act.

1.3 Duties. The Emergency Manager shall possess all the powers and duties authorized under the Act, including those specifically related to local governments. In addition, the Emergency Manager shall work cooperatively with the Office of the Governor and the State Treasurer. The Emergency Manager agrees to continue to keep these officials informed of major initiatives to be undertaken in furtherance of this Contract before their public announcement. The Emergency Manager shall seek the approval of the State Treasurer before entering into a new collective bargaining agreement.

1.4 Reports. The Emergency Manager shall file quarterly reports with the Department of Treasury beginning on July 15, 2013, for the immediately preceding quarter and shall file the first report required by Section 17 of the Act within six months of the Emergency Manager's appointment and every three months thereafter.

1.5 Communications. The Emergency Manager shall establish and maintain an appropriate protocol for ongoing communications with officials of the City, City residents, and the media. The communications protocol should include a variety of means, including personal interactions.

2. TERM OF CONTRACT

2.1 The Emergency Manager serves at the pleasure of the Governor except as provided in Section 9(3)(d) and Section 9(6)(c) of the Act.

2.2 Effective Date. This contract is effective on Thursday March 28, 2013.

3. COMPENSATION FOR SERVICES PROVIDED

3.1 Source of Payment. The State shall pay the compensation of the Emergency Manager for all services rendered under this Contract.

3.2 Salary. The Emergency Manager's salary for services rendered under this Contract shall be \$275,000 per year. If this Contract is terminated after the Emergency Manager has provided services for a portion of a month, the Emergency Manager shall be entitled, for that portion of that month, to \$22,916.67 multiplied by the proportion that the number of days of the month for which services were provided bears to the number of days of the whole month. The Emergency Manager shall not receive or accept any compensation from the City or the State except as provided for in this contract.

3.3 Payment for Services. The Emergency Manager salary shall be paid in installments consistent with the established written policies and procedures of the Michigan Department of Treasury. If requested by the State Treasurer, the Emergency Manager shall provide to the Michigan Department of Treasury additional information regarding services performed pursuant to this Contract. Performance and/or any early termination payments not to exceed the annual salary amount (prorated) shall be paid as mutually agreed among the parties.

3.4 Reimbursement for Actual and Necessary Expenses. The actual and necessary expenses of the Emergency Manager, including customary expenses related to travel, meals, and lodging which are incurred in connection with service to the City will be reimbursed by the City. The Emergency Manager shall provide original copies of all receipts for meals, lodging, and travel reimbursement with any request for reimbursement. Any reimbursement for expenses, including commuting, housing, and security detail automobile expenses, under this contract shall be reviewed and approved in writing by the City's Chief Financial Officer.

4. ADDITIONAL STAFF AND CONSULTANT FEES

4.1 Staff. The Emergency Manager may, as provided in the Act, appoint additional staff as necessary to fulfill the obligations of the Emergency Manager's appointment and duties under this Contract. Payment of compensation for additional staff will be the obligation of the City. While authority to hire additional staff rests with the Emergency Manager, the Emergency Manager agrees to consult with the State Treasurer, or the designee of the State Treasurer, at least 24 hours

before extending offers of employment for positions paying \$50,000.00, or more, annually. The Emergency Manager shall issue a written employment contract to each individual hired pursuant to this Section, regardless of the compensation paid to that individual. The employment contract issued pursuant to this Section shall, as of the date the individual is hired by the Emergency Manager, prohibit the individual from engaging in any other employment for remuneration without the express written approval of the Emergency Manager. The Emergency Manager agrees to consult with the State Treasurer, or the designee of the State Treasurer, at least 24 hours before approving outside employment for any individual. A breach of this Section shall be a material breach of this Contract.

4.2 Professional Assistance. The Emergency Manager may, as provided in the Act, secure professional assistance as necessary to fulfill the obligations of the Emergency Manager's appointment and duties under this Contract. Payment of compensation for additional professional assistance will be the obligation of the City. The Emergency Manager agrees to consult with the State Treasurer, or the designee of the State Treasurer, at least 24 hours before authorizing professional services contracts of \$50,000.00, or more, per engagement or project.

4.3 Security. The Emergency Manager will be entitled to receive security protection in connection with the Emergency Manager's duties under this Contract. Security personnel will be retained only upon the approval of the State Treasurer, or the designee of the State Treasurer, and only after consultation with the Director of the Michigan Department of State Police, or the designee of the Director of the Michigan Department of State Police. Payment of compensation for security personnel will be the obligation of the City.

5. REPRESENTATIONS

5.1 Qualifications. By signing this Contract, the Emergency Manager, represents that the Emergency Manager meets the minimum qualifications for appointment set forth in the Act. The Emergency Manager shall perform the duties of that office on a full-time basis, except as otherwise approved by the State Treasurer, and shall not accept any other employment or engage in any other activity for remuneration without the express written approval of the State Treasurer.

5.2 Conflict of Interest. The Emergency Manager represents and warrants that the Emergency Manager has no personal or financial interest, and will not acquire any such interest, that would conflict in any manner or degree with the performance of this Contract.

5.3 Non-competition. The Emergency Manager represents and warrants that the Emergency Manager is not subject to any non-disclosure, non-competition, or similar clause with current or prior clients or employers that will interfere with the performance of this Contract. The State will not be subject to any liability for any such claim.

5.4 Facilities and Personnel. The City will provide the Emergency Manager with proper facilities and personnel to perform the services and work required to be performed pursuant to this Contract.

5.5 Records. The Emergency Manager shall maintain complete records in accordance with

Handwritten signature and initials in the bottom right corner of the page.

generally accepted accounting practices and sound business practices. This requirement applies to all information maintained or stored in the computer system of the Emergency Manager or computer system of the City. The State Treasurer and his designees shall have the right to inspect all records related to this Contract.

5.6 Non-Discrimination.

a) The Emergency Manager shall comply with Public Act 220 of 1976, the Persons with Disabilities Civil Rights Act, MCL 37.1101 *et seq.*, and all applicable federal, State, and local fair employment practices and equal opportunity laws. The Emergency Manager covenants that the Emergency Manager will not discriminate against any employee or applicant for employment with respect to hire, tenure, terms, conditions, or privileges of employment, or a matter directly or indirectly related to employment, because of a disability that is unrelated to the individual's ability to perform the duties of a particular job or position. The Emergency Manager shall impose this covenant upon every subcontractor that enters into an agreement for the performance of any obligation imposed by this Contract. A breach of this covenant shall be a material breach of this Contract.

b) The Emergency Manager shall comply with Public Act 453 of 1976, the Elliott-Larsen Civil Rights Act, MCL 37.2101 *et seq.*, and all applicable federal, State, and local fair employment practices and equal opportunity laws. The Emergency Manager covenants that the Emergency Manager will not discriminate against an employee or applicant for employment with respect to hire, tenure, terms, conditions, or privileges of employment, or a matter directly or indirectly related to employment, because of race, color, religion, national origin, age, sex, height, weight, or marital status. The Emergency Manager shall impose this covenant upon every subcontractor that enters into an agreement for the performance of any obligation imposed by this Contract. A breach of this covenant shall be a material breach of this Contract.

5.7 Unfair Labor Practices. The Emergency Manager shall not enter into a contract for the performance of any obligation imposed by this Contract with a subcontractor, manufacturer, or supplier whose name appears in the register prepared pursuant to Public Act 278 of 1980, MCL 423.322, of employers found in contempt of court for failure to correct unfair labor practices. The State may void this Contract if the Emergency Manager, or any subcontractor, manufacturer, or supplier of the Emergency Manager that is a party to a contract for the performance of any obligation imposed by this Contract, appears in the above mentioned register.

5.8 Independent Contractor. The relationship of the Emergency Manager to the State and to the City under this Contract is that of an independent contractor. Except as specifically provided in the Act, no liability, benefits, workers compensation rights or liabilities, insurance rights or liabilities, or any other rights or liabilities arising out of, or related to, a contract for hire, nor employer-employee relationship, shall arise, accrue, or be implied to either party under this Contract or to an agent, subcontractor, or employee of either party under this Contract, as a result of the performance of this Contract.



6. NOTICES

6.1 The State Treasurer is the designee for this Contract unless notice of another designation is provided by the Governor. All notices, correspondence, requests, inquiries, billing statements, and other documents mentioned in this Contract shall be directed to the attention of the State Treasurer, Andy Dillon, and to the following:

For the State:

Michigan Department of Treasury
Office of Legal Affairs
Richard H. Austin Building, 430 West Allegan Street
Lansing, Michigan 48922
Phone: (517) 373-3223

For the Emergency Manager:

Kevyn Orr
1126 Coleman A. Young Municipal Center
Detroit, Michigan 48226

7. LIMITATION UPON LIABILITY

7.1 The State. The State, the Governor, the State Treasurer, and all other State officials are not liable for any obligation of or claim against the City resulting from actions taken in accordance with the Act or this Contract.

7.2 The Emergency Manager. Pursuant to the Act, in performing this Contract the Emergency Manager is engaging in a governmental function and is immune from liability for any action taken which the Emergency Manager reasonably believes to be within the scope of the Emergency Manager's authority granted by the Act or by this Contract.

8. INSURANCE

8.1 General. The Emergency Manager may procure and maintain, at the expense of the City, health, worker's compensation, general liability, professional liability, and motor vehicle insurance for the Emergency Manager and any employee, agent, appointee, or contractor of the Emergency Manager as may be provided to elected officials, appointed officials, or employees of the City. The insurance procured and maintained by the Emergency Manager may extend to any claim, demand, or lawsuit asserted or costs recovered against the Emergency Manager and any employee, agent, appointee, or contractor of the Emergency Manager to the extent permitted by the Act.

8.2 Post-Contract. If, after the date that the service of the Emergency Manager is concluded, the Emergency Manager or any employee, agent, appointee, or contractor of the Emergency Manager is subject to a claim, demand, or lawsuit arising from an action taken during the service of the Emergency Manager, and not covered by a procured insurance policy, litigation

Handwritten signature and initials in the bottom right corner of the page.

expenses, including but not limited to attorney fees, payments in satisfaction of judgments, and payments made in settlement as specified pursuant to the Act, shall be paid by the City. If such expenses are not paid by the City, they shall be treated as a debt owed to this State pursuant to section 17a(5) of Public Act 140 of 1971, the Glenn Steil State Revenue Sharing Act of 1971, MCL 141.917a.

8.3 Additional Insurance. If the City has purchased, or otherwise obtained, an errors and omissions policy, then the Emergency Manager may choose to be covered under such policy at the expense of the City.

8.4 Payment by City. All insurance required under this Contract shall be acquired at the expense of the City under valid and enforceable policies, issued by insurers of recognized responsibility. The State Treasurer reserves the right to reject as unacceptable any insurer.

9. TERMINATION OF CONTRACT AND APPOINTMENT

9.1 Termination by the State.

a) The State. The Emergency Manager serves at the pleasure of the Governor except as provided in Section 9(3)(d) and Section 9(6)(c) of the Act. The Governor has the power to rescind the appointment and terminate this Contract at any time, and without cause, by issuing a Notice of Termination to the Emergency Manager.

9.2 Termination Process. Upon receipt of a Notice of Termination, and except as otherwise directed, the Emergency Manager shall:

a) Cease work under this Contract upon the date and to the extent specified in the Notice of Termination;

b) Incur no costs beyond the date specified by the Notice of Termination;

c) Submit to the State Treasurer on the date the termination is effective all records, reports and documents as this State shall specify and carry out such directives as the State Treasurer may issue concerning the safeguarding and disposition of files and property; and

d) Submit within 30 calendar days a closing memorandum and final billing, which shall be paid within 30 days.

9.3 Termination by Emergency Manager. The Emergency Manager may terminate this Contract at any time, with or without cause, with 30 days written notice to the State Treasurer. Within 30 days of the Emergency Manager's final day of service, the Emergency Manager shall submit a closing memorandum and final billing, which shall be paid within 30 calendar days.

10. GENERAL PROVISIONS

10.1 Governing Law and Jurisdiction. This Contract shall be subject to, and construed ac-



ording to, the laws of the State of Michigan, and no action shall be commenced against this State, its agents, or employees for any matter whatsoever arising out of this Contract, in any court other than a Michigan State court.

10.2 No Waiver. A party's failure to insist on the strict performance of this Contract shall not constitute waiver of any breach of the Contract.

10.3 Other Debts. The Emergency Manager represents and warrants that the Emergency Manager is not, and will not become, in arrears on any contract, debt, or other obligation to the State of Michigan, including taxes.

10.4 Invalidity. If any provision of this Contract or its application to any persons or circumstances shall, to any extent, be determined by a court of competent jurisdiction to be invalid or unenforceable, the remainder of this Contract shall not be affected, and each remaining provision of this Contract shall be valid and enforceable to the fullest extent permitted by law.

10.5 Headings. Section headings contained in this Contract are for convenience only and shall not be used to interpret the scope or intent of this Contract.

10.6 Entire Agreement. This Contract represents the entire and exclusive agreement between the parties and supersedes all proposals or other prior agreements, oral or written, and all other communications between the parties.

10.7 Amendment. No Contract amendment will be effective and binding upon the parties to this Contract unless the amendment expressly makes reference to this Contract, is in writing, and is signed by duly authorized representatives of all parties and all the requisite State approvals are obtained.


10.8 Order of Priority. This Contract and the Act shall be read to be consistent one with the other. However, if a conflict is deemed to exist between the terms of this Contract and the Act, the Act shall supersede the terms of this Contract.


10.9 Counterparts. This Contract may be executed in separate counterparts, each of which when executed shall be deemed an original, but all of which when taken together shall constitute one and the same Contract.

Handwritten signatures in black ink, appearing to be initials or names, located in the bottom right corner of the page.


IN WITNESS WHEREOF, the Governor and the Emergency Manager have signed and executed this Contract.

STATE OF MICHIGAN

Dated: 3/27/13 
Rick Snyder, Governor

Dated: March 27th, 2013 
Kevyn Orr, Emergency Manager

Approved as to form and content pursuant to Section 9(3)(e) of Public Act 436 of 2012, the Local Financial Stability and Choice Act, MCL 141.1541 *et seq.*

Dated: March 27, 2013 
Andy Dillon, State treasurer



Financial and Operating Plan

Pursuant to section 17(h) of PA 436, attached is a copy of the Emergency Manager's Financial and Operating Plan, dated May 12, 2013, which was issued in accordance with section 11 of PA 436.



**City of Detroit
Office of Emergency Manager
Kevyn D. Orr**

**Financial and Operating Plan
May 12, 2013**

TABLE OF CONTENTS

1. Introduction	Page 1
a. Introduction	
b. Summary of the current financial condition of the City of Detroit	
c. Key actions taken by the Emergency Manager to date	
2. Strategic Considerations	Page 6
a. Public safety initiatives	
b. Transportation initiatives	
c. Public lighting initiatives	
d. Blight / neighborhood strategy / land use / demolition initiatives	
e. Recreation initiatives	
f. Asset evaluation	
3. Operational Considerations	Page 12
a. Department operational initiatives	
b. Labor initiatives	
4. Preliminary views on restructuring plan	Page 19
a. Introduction	
b. City of Detroit financial condition	
c. Short-term liquidity	
d. Long-term outlook	
5. Appendices	Page 39
a. Summary of draft fiscal year 2013-2014 budget	
b. Short-term cash flow forecast	

DISCLAIMER

THE EMERGENCY MANAGER FOR THE CITY OF DETROIT (THE "EMERGENCY MANAGER") PREPARED THIS FINANCIAL AND OPERATING PLAN (THIS "PLAN") IN ACCORDANCE WITH SECTION 11 OF PUBLIC ACT 436 OF 2013 ("PA 436"). THIS PLAN IS PRESENTED IN A FORM DEVELOPED IN CONSULTATION WITH THE STATE TREASURER AND THE EMERGENCY MANAGER'S ADVISORS AND IS BASED ON (AND LIMITED BY) THE INFORMATION AVAILABLE TO THE EMERGENCY MANAGER AS OF THE DATE OF THIS PLAN. SUBSTANTIAL ADDITIONAL DATA IS BEING GATHERED OR DEVELOPED, AND CRITICAL FINANCIAL AND OPERATIONAL ANALYSES CONTINUE. THIS ADDITIONAL INFORMATION AND ANALYSIS, AS WELL AS CHANGES IN CIRCUMSTANCES, ARE EXPECTED TO HAVE A SIGNIFICANT IMPACT ON THE EMERGENCY MANAGER'S RESTRUCTURING PLAN. THUS, THIS PLAN IS A PRELIMINARY REPORT BASED ON THE EMERGENCY MANAGER'S WORK TO DATE AND REMAINS SUBJECT TO MATERIAL CHANGE AS THIS WORK PROGRESSES.

AS CONTEMPLATED BY SECTION 11(2) OF PA 436, THIS PLAN WILL BE REGULARLY REEXAMINED BY THE EMERGENCY MANAGER AND THE STATE TREASURER AND MAY BE MODIFIED FROM TIME TO TIME BY THE EMERGENCY MANAGER ON NOTICE TO THE STATE TREASURER. WITHOUT LIMITING THE FOREGOING, IF THE EMERGENCY MANAGER MODIFIES HIS REVENUE ESTIMATES, THE PLAN WILL BE MODIFIED TO CONFORM TO THE REVISED REVENUE ESTIMATES.

THIS PLAN IS BASED ON NUMEROUS PROJECTIONS AND ASSUMPTIONS CONCERNING FUTURE UNCERTAIN EVENTS. THESE PROJECTIONS AND ASSUMPTIONS INCLUDE, AMONG OTHERS, ESTIMATES OF TAX AND OTHER REVENUES AND FUTURE BUSINESS AND ECONOMIC CONDITIONS IN THE CITY, ALL OF WHICH ARE BEYOND THE CONTROL OF THE CITY. THIS PLAN LIKEWISE IS PREMISED ON THE FAVORABLE OUTCOME OF CERTAIN RESTRUCTURING INITIATIVES AND NEGOTIATIONS, SOME OF WHICH MAY BE SUBJECT TO LEGAL CHALLENGES, THE OUTCOME OF WHICH IS UNCERTAIN. THIS PLAN ALSO REQUIRES THE CITY TO OBTAIN ACCESS TO CERTAIN PROCEEDS OF FINANCINGS AND OTHER GRANTS AND THIRD PARTY ASSISTANCE. THERE CAN BE NO ASSURANCE THAT THE PROJECTED OUTCOMES WILL OCCUR. FOR ALL OF THESE REASONS, THE EMERGENCY MANAGER'S RESTRUCTURING PLAN MAY NEED TO BE MODIFIED FROM THE TERMS PRESENTED HEREIN, AND SUCH DIFFERENCES COULD BE MATERIAL.

1. INTRODUCTION

a. Introduction

The Emergency Manager submits this Financial and Operating Plan (this "Plan") to the State Treasurer as required by section 11(2) of Public Act 436 of 2012 ("PA 436"). Consistent with section 11(1) of PA 436, the objectives of this Plan are to ensure that the City of Detroit (the "City") is able to provide or procure governmental services essential to the public health, safety and welfare of its citizens and to assure the fiscal accountability and stability of the City. In doing so, it is imperative that a stable financial foundation for the City be established in a manner that also promotes private investment in the City and revitalization of the community in a sustainable fashion.

As provided in section 11(3) of PA 436, this Plan is presented in a form developed in consultation with the State Treasurer. In preparing this report, the Emergency Manager necessarily relied on information available or developed in the initial weeks of his engagement. After his appointment approximately six weeks ago as the emergency financial manager under former Public Act 72, the Emergency Manager commenced an intensive period of outreach and study of the significant reform work performed to date. Specifically, the Emergency Manager relied substantially on: (i) the roadmap to reform embodied in the Financial Stability Agreement between the City and the State, dated April 4, 2012 (the "Consent Agreement"); (ii) the important reform initiatives begun under the leadership and stewardship of Mayor Bing's administration; and (iii) the input received from City Council, community leaders, civic leaders, business leaders, State partners, surrounding county leaders and other key stakeholders.

As a result of the significant efforts commenced by Mayor Bing and the City's partners in State government regarding comprehensive City reform over the past year, the Emergency Manager has a solid foundation from which to build a comprehensive restructuring plan for the City. Substantial additional data are being gathered and organized, and various critical financial and operational analyses remain in process as of the date of this Plan. Accordingly, this Plan is a preliminary report based on the Emergency Manager's work to date and remains subject to material change in all respects as his work progresses. See Disclaimer at p. ii. The Emergency Manager believes that finalization of a comprehensive restructuring plan will continue to be a collaborative effort among interested stakeholders. As contemplated by section 11(2) of PA 436, this Plan shall be regularly reexamined by the Emergency Manager and the State Treasurer and may be modified from time to time by the Emergency Manager after notice to the State Treasurer. Without limiting the foregoing, if the Emergency Manager modifies his revenue estimates, this Plan will be modified to conform to the revised revenue estimates.

The calculation of the City's total debt obligations as set forth herein may be marginally greater than the amounts previously addressed publicly. Notably, there is also a risk that the total debt will increase after further examination of relevant data. And, while it is expected that revenues will remain at current levels for the near term, there is the possibility that revenues may decline

due to a number of factors, including changing demographics, tax reform and assessment rationalizations. Accordingly, this current snapshot of the City's financial health might change as the Emergency manager continues to collect and analyze additional data. What is clear, however, is that continuing along the current path is an ill-advised and unacceptable course of action if the City is to be put on the path to a sustainable future.

Finally, the Emergency Manager anticipates conducting a public informational meeting with respect to this Plan as required by section 11(4) of PA 436 within the next 30 days. Prior to that time, it is likely that the Emergency Manager will discuss this Plan in various public venues to further illuminate these initial observations.

b. Summary of the current financial condition of the City

Accumulated Deficit

The City has faced strong economic headwinds during the past several decades and continues to face difficult economic conditions and deteriorating demographics, including declining population, high unemployment, significant reduction in State revenue sharing and decreases in income and property taxes.

Excluding proceeds from debt issuances, the City's expenditures have exceeded revenues from fiscal year 2008 to fiscal year 2012 by an average of \$100 million annually. These financial shortfalls have been addressed with long-term debt issuances (e.g., \$75 million in fiscal year 2008, \$250 million in fiscal year 2010 and \$137 million in fiscal year 2013) and by deferring payments of certain City obligations, such as contributions to the City's two pension funds.

The accumulated unrestricted deficit was \$326.6 million at the end of fiscal year 2012. Fiscal year 2013 (year ending June 30, 2013) is currently projected to add approximately \$60 million to the accumulated unrestricted deficit balance (excluding the impact of the \$137 million debt issuance).

Cash Flows and Liquidity

The City had negative cash flows of \$115.5 million in fiscal year 2012 (year ended June 30, 2012) and borrowed a total of \$80 million from Bank of America in March 2012 (of which \$50 million was drawn by the General Fund) to avoid running out of cash. The City is projecting negative cash flows of approximately \$90 million in fiscal year 2013 and would run out of cash by year-end if not for (i) the deferral of payments for City obligations, including pension contributions, and (ii) the receipt of proceeds from the escrow account established as part of the \$137 million August 2012 bond refinancing transaction, disbursements from which are controlled by the State.

As of April 26, 2013, the City had actual cash on hand of \$64 million but had current obligations of \$226 million to other funds and entities in the form of loans, property tax distributions, and deferred pension contributions and other payments. Therefore, the City's net cash position was

actually negative \$162 million as of April 26, 2013. The City has been deferring, and will need to continue to defer, payments on its current obligations in order to avoid running out of cash

Total City Obligations and Credit Ratings

The City has obligations totaling at least \$15 billion, including General Fund debt (\$1.1 billion), enterprise fund debt (\$6.0 billion), Pension Obligation Certificates ("POCs") and related derivative instruments (\$1.8 billion), other post-employment benefit ("OPEB") obligations, including retiree medical costs (currently estimated at approximately \$5.7 billion as of June 30, 2012) and other obligations (\$0.4 billion). In addition, the City's pensions are underfunded by at least \$0.6 billion, and perhaps significantly more once appropriate actuarial assumptions and current data are considered.

For fiscal year 2013, the General Fund is expected to make payments of approximately \$230 million related to general obligation debt and POC obligations, \$31 million for pension contributions (and will defer another \$108 million in pension payments) and approximately \$200 million for healthcare benefits, of which more than two thirds relates to retiree benefits. During fiscal year 2013, in order to make current annual required contributions and repay prior year deferred pension contributions, the General Fund would have had to make aggregate pension contributions of approximately \$139 million, which together with healthcare benefit payments (approximately \$200 million), total approximately \$339 million (33% of fiscal year 2013 revenues, excluding the impact of debt issuance). Annual payments on account of these legacy liabilities are expected to increase in the future if no action is taken to mitigate them.

The City's credit ratings (S&P – B/B; Fitch – CCC/CC; and Moody's – Caa1/Caa2) have been deteriorating rapidly and are at historical lows, reflecting the distressed financial condition of the City. These low credit ratings inhibit the City's ability to borrow. The City has suffered multiple credit downgrades in recent years, resulting in credit ratings that are lower than any other major US City and below investment grade (i.e., junk status). Further, due to legal debt limits, the City has effectively exhausted its ability to borrow.

c. Key actions taken by the Emergency Manager to date

The Emergency Manager was appointed by the Local Emergency Financial Assistance Loan Board as the emergency financial manager under Public Act 72 of 1990 on March 14, 2013, and this appointment became effective as of March 25, 2013. On March 28, 2013, PA 436 replaced Public Act 72, and the Emergency Manager became the emergency manager under the new statute.

Since his appointment, the Emergency Manager, among other things, has: (i) met with interested parties, government officials and professional advisors to gather information about the City's restructuring needs and priorities; (ii) participated in interviews and press conferences with local, regional and national news outlets to provide information to the public and promote transparency; (iii) established the Emergency Manager's office and hired limited support staff;

(iv) issued certain critical orders related to the operation of the City under the Emergency Manager's oversight; (v) initiated a comprehensive review of public services, particularly public safety and lighting; and (vi) taken initial steps to develop his comprehensive restructuring plan for the City. Certain of these activities are described in greater detail below. Although the Emergency Manager has been working in this role for barely six weeks and much remains to be done, substantial and meaningful progress has been made.

As noted in Section 1(a) above, the Emergency Manager has sought and continues to collect information about the City's current operations, cash flow, financial obligations, causes of the City's problems and ideas for the future of Detroit. Specifically, the Emergency Manager has relied substantially on, among other things, (i) the roadmap to reform embodied in the Consent Agreement; (ii) the important reform initiatives begun by Mayor Bing; and (iii) as described further below, the input received from City Council, community leaders, civic leaders, business leaders, State partners, surrounding county leaders and other key stakeholders. As a result of the significant efforts commenced by Mayor Bing and the City's partners in State government regarding comprehensive City reform over the past year, the Emergency Manager has a foundation from which to build a comprehensive restructuring plan for the City.

An important part of the Emergency Manager's initial efforts was gathering information and input from a wide variety of perspectives by meeting with numerous individuals and groups, including:

- Mayor Bing and members of his staff;
- All City Council members;
- Members of the Financial Advisory Board;
- Governor Snyder and members of his staff;
- Treasurer Dillon and members of his staff;
- Directors of various City Departments;
- Union members and leaders;
- The City's Pension Boards;
- Members of the State Legislature;
- Other Local, State and Federal elected officials;
- Leaders of numerous civic, private and charitable organizations in the region; and
- Citizens and citizen groups, including groups protesting the Emergency Manager's appointment.

These meetings have been productive and have helped the Emergency Manager develop a better understanding of issues facing the City, the views of various stakeholders and potential solutions to the City's problems that may be incorporated into a comprehensive restructuring

plan. To the extent possible and as permitted by law, the Emergency Manager anticipates building and maintaining cooperative working relationships with each of these groups, and other interested parties, as he develops and implements his plan to address the City's financial and operational needs.

The Emergency Manager also has established a regular schedule of meetings with the City's restructuring advisors. The Emergency Manager has directed these advisors to review the City's operations and financial obligations to help him develop the terms of a comprehensive plan to address the pressing public safety needs of the City and its residents, improve the quality of life for all Detroiters, provide for and encourage necessary reinvestment in the City, restructure the City's short- and long-term debt, return the City to sound financial footing and improve the effectiveness and efficiency of the City's operations. These advisors are continuing their active review, begun under the direction of Mayor Bing consistent with the Consent Agreement, of all aspects of the City's finances and operations to assist the Emergency Manager in developing, as quickly as possible, a sustainable and comprehensive restructuring plan to meet these goals.

Because the Emergency Manager position is new, the office of the Emergency Manager had to be created from scratch. The Emergency Manager recently has hired a Chief of Staff and two other staff members to help coordinate the Emergency Manager's activities and to serve as an additional interface with citizens of the City. Further, to promote transparency and openness in the restructuring process, the Emergency Manager has provided information about his goals and activities in various media interviews and public speaking engagements. The Emergency Manager also has established a page on the City of Detroit's website to provide free public access to the Emergency Manager's orders, press releases, applicable Michigan statutes and other information related to the activities of the Emergency Manager and the City's restructuring efforts.

The Emergency Manager has also kept the Mayor and the City Council informed of his initiatives. The Emergency Manager believes that the Mayor and City Council can play a role in the complex process of revitalizing the City. Consequently, at this time, the salaries and benefits of the Mayor and City Council members have been maintained. See Emergency Manager Order No. 1. The Emergency Manager also has issued an order permitting the Mayor and the City Council to continue their normal course work at this time, subject to the Emergency Manager's final review and approval of all decisions made. See Emergency Manager Order No. 3. The Emergency Manager has issued other orders designed to provide for the smooth operation of the City under his ultimate oversight. The Emergency Manager continues to review the operations of the City and expects that additional procedures will be established over time to address operational issues during his tenure.

Even as a comprehensive restructuring plan is being developed, public health and safety has remained a top priority of the Emergency Manager. Improving the quality of life of Detroiters is essential to any stabilization and revitalization of the City. Moreover, as described in this Plan, promoting reinvestment in the City to improve Detroit citizens' quality of life is an essential

touchstone of any restructuring plan. The Emergency Manager has taken several immediate steps designed to improve public health and safety in the short term. These actions include the following:

- The City commenced, and the Emergency Manager has continued, a critical review of police, fire, ambulance and other emergency medical and safety related services to develop a comprehensive plan to upgrade outdated or poorly maintained emergency vehicles, equipment and facilities. The Emergency Manager also took necessary steps to ensure that the City's new command center is operating in a timely fashion.
- The Emergency Manager has issued an order accepting the donation of new vehicles for the police, fire and emergency response teams by private sector donors.
- The City has been interviewing candidates and expects to announce the appointment of a new police chief for the City imminently.
- Building on the work already completed by Mayor Bing and others, the Emergency Manager has engaged in discussions to establish and implement a plan to fix street lights and address the City's power grid as promptly as possible. Several initiatives relating to these matters are in process.
- The Emergency Manager has initiated a comprehensive review of the City's application for and administration of grants. The goal of this review is to ensure that the maximum amount of resources are obtained from private, state and federal funding sources and that grants received reach those they are intended to benefit and are applied efficiently to address critical public health, safety and quality of life needs.

The Emergency Manager recognizes that these are just the first steps on a long road.

2. STRATEGIC CONSIDERATIONS

a. Public Safety initiatives

i. Police Department

The Detroit Police Department ("DPD") currently has approximately 2,970 employees (2,540 sworn members and 430 civilian members). DPD currently is operating under two federal consent decrees that stem from lawsuits brought by the U.S. Department of Justice in 2003. DPD has made significant progress in addressing the issues identified in these consent decrees. Nevertheless, some work remains. For example, over the last five years, DPD has had five different police chiefs, all with varying approaches to rehabilitating DPD's operations. As a result, DPD's efficiency (officers per capita, response times), effectiveness (case closure rate, crime reduction) and employee morale are extremely low.

Based on recent reviews of DPD and input from the Michigan State Police and other law enforcement agencies, it is clear that improvements in DPD's operations and performance

could be achieved through the strategic redeployment of resources, civilianization of administrative functions, other labor efficiencies and revenue enhancements. Additional investment in information technology ("IT"), infrastructure, equipment, fleet, facilities and personnel (both new recruits and experienced hires) will be required, as these key inputs have been neglected for many years. The Emergency Manager's comprehensive restructuring plan will include this crucial investment.

The Emergency Manager recently entered into an outsourcing contract with the Michigan Department of Corrections ("MDOC") to consolidate all DPD pre-arraignment jail operations into one centralized jail. The City has interviewed candidates and intends to hire a new Police Chief imminently. In addition, the Emergency Manager is retaining a third-party police expert to develop a strategic restructuring plan for DPD. The Emergency Manager anticipates implementing significant structural, operational and cost changes to DPD to improve public safety across Detroit and to improve operations and morale within DPD.

ii. Fire Department/ Emergency Medical Services

The Detroit Fire Department ("DFD") is comprised of ten divisions, including the Fire Fighting Division and Emergency Medical Services (EMS) Division. DFD currently has approximately 1,173 employees, including 812 in the Fire Fighting Division and 249 in the EMS Division. DFD maintains and operates 52 facilities throughout the City. Due to current staffing and equipment constraints, up to 12 facilities could be largely inoperational on any given day.

DFD currently is undergoing a comprehensive review of its operations, policies and procedures. In addition to reviewing day-to-day operations for more efficient utilization of personnel and other resources, station configurations and technology applications, DFD is reviewing options for shared services and contract services. Based on recent analyses, improvements in DFD could be achieved through the strategic redeployment of resources, civilianization of administrative functions, other labor efficiencies and revenue enhancements. Investments in IT infrastructure, apparatus maintenance and new recruits will be required to achieve improvements.

The Emergency Manager intends to retain a third-party expert in this field to assist in developing a strategic restructuring plan for DFD. The Emergency Manager anticipates implementing significant structural and cost changes to DFD to improve public safety across Detroit.

b. Transportation initiatives

The Detroit Department of Transportation ("DDOT") provides public transit services primarily for the citizens of Detroit. DDOT primarily provides services within City limits, but also provides transportation to and from neighboring communities. DDOT's operations also include the

Detroit Transportation Corporation, which operates the Detroit People Mover (the "DPM"), a light rail elevated train that provides public transportation in Downtown Detroit.

DDOT historically has required an annual General Fund subsidy ranging from \$75 million to \$85 million, of which approximately \$5 million to \$6 million is attributable to the DPM. As a result of restructuring activities in 2012, which included hiring a consulting firm, reducing fleet size and making service adjustments, the City was able to significantly reduce the General Fund subsidy to DDOT by approximately \$15 million with little impact on ridership.

In 2011, the City did not deliver reliable, scheduled bus service. Since that time, the City has been studying methods to reform and improve operations and service to Detroit's citizens. Certain schedule changes were made in 2012 to alleviate certain immediate service problems. As part of Phase II of the DDOT restructuring process, the City and its advisors currently are investigating additional short-term and long-term efficiencies that would improve bus services and further reduce the required General Fund subsidy for DDOT's operations.

c. Public Lighting initiatives

The Public Lighting Department ("PLD") currently owns and operates the City's electricity grid . PLD serves over 200 commercial electric customers and a majority of the City's 88,000 streetlights. PLD's primary objectives are to provide safe and reliable power to its customers and to re-establish a reliable lighting footprint encompassing Detroit's main thoroughfares and population centers. Both the streetlights and the grid are in need of significant capital investment to provide reliable lighting and electricity to Detroit's citizens and businesses. Current third-party estimates for required capital expenditures equate to approximately \$160 million for lighting improvements and between \$250 million to \$500 million for electricity (grid) improvements. To address the need for both improved service and major capital investment in the grid and streetlights, the City has developed, and is continuing to refine, a comprehensive plan to overhaul the department and its assets. A five-to-seven year plan will result in a new streetlight infrastructure and the transition of the City's electricity grid to a third party operator. Specifically, the plan calls for the City to transfer operation and maintenance of its streetlights to a newly formed public lighting authority ("PLA") with the ability to issue debt. Proceeds from the debt issuance will be used to overhaul the current street lighting infrastructure. During early 2013, major legislation was to enable execution of the City's plan. In particular, Senate Bill 970 and House Bill 5705 provided a funding mechanism for the PLA, and House Bill 5688 authorized Detroit to establish the PLA. The PLA's articles of incorporation were adopted in February 2013.

In the short-term, the City plans to address long-standing lighting outage complaints by working with a third party to replace bulbs and fix wiring related issues to address citizen concerns and improve public safety. In the long-term, the PLA's primary goal will be to reconfigure the street lighting footprint and pare down the current number of streetlights from approximately 88,000 to approximately 46,000. The new lighting footprint will cater to Detroit's current population

centers and provide reliable service and added safety where it is needed most. The projected three-year overhaul project will consist of a phased replacement of approximately 15,000 lights per year commencing in mid-fiscal year 2014 and a conversion of the electrical feed onto a third party grid. The streetlights will continue to be assets of the City with the asset overhaul and continuing operations funded by the PLA.

The Emergency Manager believes that it is in the best interest of the citizens of Detroit for the City to exit the power supply business. As of 2010, when the City ceased generating a portion of the electricity it sold, the grid has solely operated as a resale mechanism for its 200-plus customers. The current state of the City's electricity grid has been characterized as unreliable, as well as a liability to the City and its citizens. Additionally, based on the level of required maintenance coupled with labor costs, the grid continues to operate at a loss. The City estimates that a \$250 million to \$500 million capital improvements program would be required to modernize the system – funds that the City simply does not have and cannot generate. Accordingly, the Emergency Manager seeks both to limit the City's exposure to the liabilities associated with an aging grid and provide a solution to ensure reliable power to the City of Detroit. For this reason, the City's electricity customers will be transitioned to a third party, and the grid will be closed down pursuant to a phased plan.

The transition process will begin in fiscal year 2014, and continue over five to seven years, with a transfer of all customers (including the City) to third party-owned meters, resulting in the City exiting the electricity re-sale business. Electricity customers will become customers of the third party. During the transition period, PLD will slowly wind-down its operations and maintenance staff in proportion with the closing sections of the City-operated electricity grid.

d. Abandoned property, blight and land use initiatives

Blight is one of the City's most pervasive and pressing problems. It is both a public safety and a public health issue for the City. In its 139 square miles, the City includes at least 60,000 parcels of vacant land (constituting approximately 15% of all parcels in the City) and approximately 78,000 vacant structures, of which 38,000 are estimated to be in potentially dangerous condition.

This surplus land presents enormous socio-economic challenges and affects public health, crime rates, economic development and property values. All City services are less efficient, and under-resourced, because these services must be provided over a large geographic area with low population density. Indeed, blight adds to the strain on the City's public safety resources. Despite significant population decreases and the widespread abandonment of properties throughout the metro area, the City still provides services to a geographic area larger than Boston, Manhattan and San Francisco combined. Falling levels of economic activity also feed into a smaller ratepayer base to support City services, including water, sewer and electricity.

In light of the foregoing, the City has been developing strategies for addressing the surplus land, using three neighborhood categories (steady, transitional and distressed), as there are unique

challenges for each. Addressing these issues requires increased collaboration across jurisdictions, including the State of Michigan, Wayne County, the City of Detroit, Detroit Public Schools, Detroit Housing Commission and non-governmental and community-based agencies. The initiatives underway will be incorporated into the Emergency Manager's comprehensive restructuring plan. By addressing the problems presented by surplus land and blight, the Emergency Manager believes that the City can stabilize the tax base and property values; more efficiently and effectively deliver City services; improve health, safety and quality of life for Detroiters; and foster increased land utilization within the City.

The City continues to evaluate, options for the demolition of vacant structures and removal of brush on vacant land. Meaningful success will require adequate funding; policy development coordination among governmental, non-governmental and community-based agencies; and aggressive enforcement of blight and dangerous building laws and ordinances. Success also will require that the City succeed in sorting through title issues with respect to abandoned properties. Pilot programs addressing demolition of vacant structures and blight have been tested and continue to be refined to ensure fiscally sound and effective results. It is likely that regulatory and statutory reform related to, among other things, the demolition process, will be required to enhance the speed and effectiveness of remediation that the problem demands.

e. Recreation initiatives

The City's declining revenues and associated budget cuts significantly impacted the Recreation Department in terms of service delivery, facilities maintenance and capital improvements. The City recognized a \$16.2 million General Fund net tax cost for Recreation Department activities in fiscal year 2012. Funding shortages threaten the ability to deliver key recreational services on which the City's citizens have come to depend, many of which benefit the City's youth, including summer programs, day camps, pool/park operations, sports leagues and senior programs. Over the years, several recreation centers have closed and, without a significant change to the way recreational services are provided, the City may be forced to close additional recreational centers, which could affect over 200,000 users.

The current phase of the City's recreation plan focuses on the City's 17 open recreation centers with the goal of: (i) enhancing the level of service that the centers provide to Detroit citizens and (ii) reducing their dependence on City subsidies for their maintenance and operation. The current plan includes placing the centers in an independent trust (the "Trust") that will be funded by a combination of City dollars, grants and targeted fund-raising proceeds. The Trust construct will allow the City to reduce its next tax cost while turning daily operations and programming over to experienced entities capable of providing improved recreation services to the citizens of Detroit. This plan provides a path to enhance recreation offerings in the City and to ensure that the City will not have to close additional facilities.

The Trust will oversee and manage the City's recreation centers, including capital improvements, and will, in turn, be governed by an independent body consisting of a board of directors

appointed by City officials. The City will fund the Trust with a fixed contribution on an annual basis (thus defining and minimizing its long-term costs), and the Trust will be responsible for securing additional funding from external contributions to supplement fee-based programming provided by third party operators. These initiatives are expected to be incorporated into the Emergency Manager's comprehensive restructuring plan

f. Asset evaluation

The Emergency Manager currently is evaluating the City's assets to determine the most advantageous course of action to preserve or maximize the value of such assets for the long-term benefit of the City. The City will evaluate all options, including preserving the status quo, entering into partnerships with other public entities, outsourcing of operations and transferring non-core assets to other private or public entities in sale, lease or other transactions. No decisions have been made regarding any particular asset, and the Emergency Manager will continue to evaluate options for inclusion in his comprehensive restructuring plan.

g. Detroit Water and Sewerage Department

The Detroit Water and Sewerage Department ("DWSD") is one of the largest municipal water and sewerage departments in the nation and provides water and wastewater services to the City and many suburban communities in an eight-county area, covering 1,079 square miles. The water system serves approximately 4 million people, and the sewer system serves approximately 3 million people.

In 1977, the United States Environmental Protection Agency sued the City and the DWSD and alleged that the City was violating the Clean Water Act ("CWA"). The case was captioned United States of America v. City of Detroit, et al., No. 77-71100 (E.D. Mich.) (the "EPA Litigation"), and remained pending – and the DWSD operated under federal oversight – for more than 35 years (until March 27, 2013) owing to "a recurring cycle" of compliance failures with regard to the CWA and National Pollutant Discharge Elimination System ("NPDES") permits required by the Michigan Department of Environmental Quality ("MDEQ"). In July 2011, the DWSD agreed to undertake remedial measures in an Administrative Consent Order ("ACO") negotiated with the MDEQ. The ACO established a compliance program with regard to areas of persistent dysfunction (e.g., maintenance; inadequate capital expenditures and related planning; inadequate staffing; restrictive procurement policies).

Determining that the ACO, by itself, could not guarantee the DWSD's long-term compliance with CWA and NPDES standards, the United States District Court for the Eastern District of Michigan (the "District Court") ordered a "Root Cause Committee" comprised of City/DWSD officials to submit a plan addressing the "root causes" of the DWSD's noncompliance with applicable law. The Root Cause Committee drafted – and the District Court adopted – a "Plan of Action," which proposed to restructure the DWSD to address systemic dysfunction within the DWSD and achieve long-term compliance with federal and state standards. A report submitted by the Root Cause Committee in March 2013 recommended that there be an autonomous authority created

to oversee DWSD's operations that would make recurring payments to the City for the use and operation of the City's water and sewer assets.

The City's financial issues, the DWSD's internal dysfunction and an inability to raise rates for DWSD customers have resulted in significant historical under-spending on critical capital expenditures that must be addressed in the near and intermediate term. DWSD's July 2012 Capital Improvement Program totals approximately \$1.5 billion over the next five years and beyond, with approximately \$270.2 million budgeted for water and sewer projects for the current fiscal year.

By an order dated March 27, 2013, the District Court dismissed the EPA Litigation and stated that it was satisfied that the court's orders and the ACO "have been substantially implemented." Closing the case was appropriate, the court said, "because the existing [ACO] is a sufficient mechanism to address any future issues regarding compliance with the DWSD's NPDES permit and the [CWA]."

The Emergency Manager currently is evaluating the recommendations in the Root Cause Committee's report and other operational and financial issues involving DWSD. Substantial analysis is required not only of the proposed transaction recommended by the Root Cause Committee report, but of the prior orders entered by the District Court in the EPA Litigation, the current and future intersection of the DWSD and its current and former personnel with those of the City and the related treatment of legacy and other related debt obligations related thereto. Further, a plan to address the deferred capital projects must be developed. The Emergency Manager will continue to evaluate all options for DWSD for inclusion in his comprehensive restructuring plan.

3. OPERATIONAL CONSIDERATIONS

a. Department operational initiatives

The City is in the process of performing in-depth department reviews to evaluate and improve efficiency and productivity and reduce redundancy. The department review process primarily focuses on the following:

- Developing an understanding of current revenue generation activities and identifying and implementing possible revenue enhancement initiatives;
- Preparing process flow charts, including of internal controls, and developing recommendations for improved processes and controls;
- Identifying and implementing short-term and long-term cost efficiencies;
- Performing various benchmarking studies against comparable cities and working to identify best practices;

- Identifying areas of deficient services and possible alternative service delivery methods to improve those services;
- Evaluating department labor requirements given current processes;
- Inventorying and identifying current IT systems and developing a plan to improve the Enterprise Resource Planning ("ERP") and related systems and allowing the City to use technological improvements to provide better services at a lower cost;
- Establishing a more rigorous grants management and sourcing process;
- Developing a capital plan that meets the City's current and future requirements; and
- Preparing a restructuring cost plan.

Building upon this work, the Emergency Manager plans to utilize the following "guiding principles" in his plan to restructure the City's departments:

- Improve service delivery to residents and businesses;
- Stabilize and enhance revenues;
- Establish more efficient processes, taking advantage of technologies where possible ;
- Eliminate redundancies; and
- Operate comparable to benchmark cities using best practices.

b. Labor initiatives

i. Bargaining unit overview / CBA consolidation

The City is or was a party to 48 collective bargaining agreements ("CBAs") and has made great strides under the Consent Agreement, in reducing costs imposed by its numerous active and expired CBAs between the City and various labor organizations representing City employees, many of which had been amended by interest arbitration awards issued by arbitrators appointed pursuant to Public Act 312. Under the Consent Agreement, the City has unilaterally implemented City Employment Terms ("CETs"), which were approved by the Financial Advisory Board (the "FAB") appointed by the Governor, the Treasurer, the Mayor and City Council under former Public Act 4 (now repealed). Currently, a substantial percentage of the City's employees are not governed by current CBAs, and many are working under CET terms and conditions of employment and/or those terms and conditions implemented or established through statutory interest arbitrations. The prevalence of so many CETs and interest arbitration awards is symptomatic of the historically contentious relationship between the City and organized labor.

PA 436 suspends the City's statutory duty to bargain under the Public Employment Relations Act (the "PERA") (2012 Mich. Pub. Acts 436, § 8(11)). Nevertheless, the City currently is engaged in collective bargaining with several labor organizations representing

City employees. For example, the City currently is bargaining with transportation employees covered by Section 13(c) of the Federal Urban Mass Transit Act, 49 U.S.C. § 5333(B) ("UMTA"). Pursuant to Section 13(c) of the UMTA, in 1991, the City entered into certain labor agreements with transportation unions and affirmed its commitment to engage in collective bargaining with transportation unions to receive federal funding for its urban transportation system. By a letter dated April 12, 2013, the U.S. Department of Labor, Office of Labor-Management Standards ("OLMS") requested assurances from the City that PA 436 does not affect the City's ability to comply with its collective bargaining obligations under Section 13(c) of the UMTA. To alleviate any potential issues with OLMS, the City recently notified its transportation unions (representing approximately 1,000 employees) that it will continue to engage in collective bargaining as required by Section 13(c). These negotiations are likely to continue unless and until the Emergency Manager determines another course.

In this vein, although the City informed non-transportation unions representing its employees that the duty to engage in bargaining has been suspended by Public Act 436, several unions have made demands for negotiations with the City. In addition, at least five labor organizations representing uniformed employees (police and firefighters) have requested interest arbitration under Public Act 312. The City has notified the Michigan Employee Relations Commission ("MERC"), as well as the unions and arbitrators in these cases, that these Public Act 312 interest arbitration proceedings should be postponed or dismissed pursuant to PA 436. To date, neither the MERC nor the arbitrators have agreed to do so, and these interest arbitration proceedings remain pending.

As the foregoing demonstrates, the City requires a comprehensive labor strategy for managing these union relationships. The City and its advisors are developing such a strategy as a critical part of this Plan. Section 12(1)(l) of PA 436 authorizes the Emergency Manager to "[a]ct as the sole agent of the local government in collective bargaining with employees or representatives and approve any contract or agreement." Further, after complying with certain procedural requirements, section 12(1)(k) of PA 436 authorizes the Emergency Manager to "reject, modify or terminate" CBAs. Accordingly, as part of any restructuring plan, the Emergency Manager will be empowered to seek concessions from organized labor.

This power will be exercised, if necessary or desirable, with the knowledge and understanding that many City employees already have absorbed wage and benefit reductions pursuant to the now-repealed Public Act 4. Unilaterally implemented CETs imposed numerous concessions on City employees, including freezing, reducing or eliminating active employee benefits, reducing or eliminating pension and retiree medical benefits and reducing wages by 10%. The CETs also negated seniority protections in various CBAs by expanding management rights, modifying methods and processes by which work is performed, changing shifts, hours of operation and overtime procedures; and revising or eliminating job classifications. In addition to concessions imposed by the CETs,

in some cases and as noted above, concessions have been granted through statutory interest arbitration processes.

These labor cost concessions have not been uniformly applied to all bargaining units, and some City employees have not been affected by these measures. The Emergency Manager's comprehensive labor strategy will be developed with a view toward ensuring that any concessions are equitably distributed across all bargaining units (as well as across unrepresented employees) and that the impact of these concessions on employees are mitigated to the extent possible. Under section 12(1)(k) of PA 436, the Emergency Manager must "meet and confer" with unions representing affected employees prior to exercising his prerogatives, and priority in these discussions may be given to employees who have not yet been required to accept concessions. In addition, the City will evaluate whether changes to CETs or contracts may be required to facilitate operational changes called for by this Plan and whether such changes may be implemented in a way that enhances both the quality of life for City employees and their productivity.

ii. Compensation

During the last 3 years, the City has implemented compensation reductions to its work force in the form of budget-required furlough days ("BRF"), wage reductions and reductions in other wage related items, such as vacation days, sick days, longevity payments and overtime rules. The City implemented BRFs equivalent to 10% of wages (one furlough day every other week) to non-uniform employees in September 2009. In August 2012, as part of the CET implementation, BRFs were eliminated for non-uniform employees and replaced with a permanent 10% wage reduction.

The CETs also imposed a 10% wage reduction on Detroit Police Officer Association ("DPOA") members in August 2012. DPOA challenged the CETs as part of an Act 312 arbitration process; a decision in that arbitration reduces the 10% wage reduction to 5% effective January 2014.

The CETs, implemented on all unions with contracts expired on or before June 30, 2012, also included compensation reductions, as follows:

- Freezing sick leave banks and eliminating reserve sick leave accrual;
- Eliminating sick time cash payouts for future earned time;
- Eliminating the ability to reinstate furlough days;
- Eliminating the \$3-per-day allowance for daily car usage;
- Eliminating four to six annual bonus vacation days; and
- Reducing vacation accrual to 160 hours from 320 hours.

The following additional CET changes were implemented on DPOA members:

- Limiting paid time for court if less than two hours;
- Eliminating educational reimbursement;
- Requiring 80 hours to be worked in the prior work period to be eligible for overtime;
- Changing payment of holiday earnings;
- Suspending the 2% wage differential while on promotional roster;
- Eliminating the option to receive pay for court and returning to banking the first 60 hours of court time;
- Eliminating bonus vacation days; and
- Delaying separation payments.

As noted above, as part of his restructuring plan, the Emergency Manager is empowered to seek further concessions from organized labor, if necessary or desirable. The Emergency Manager will evaluate whether and what further modifications may be required in light of the significant concessions already achieved.

iii. Medical benefits reform

The City provides health benefit plans to over 28,500 active and retired employees, and their dependents. Approximately 10,000 active employees receive benefits, and approximately 18,500 retirees receive benefits. Most recipients are uniformed police or fire employees or retirees. The City maintains over 20 benefit plans and utilizes ten vendors to provide benefits. The City has contracted with ADP to provide benefit systems and support beginning in mid- fiscal year 2014. ADP's assistance will help the City improve benefits administration because the current benefit group within the City is understaffed, and benefit systems are archaic.

Absent changes, the annual net cash spend for the City to provide healthcare benefits to its employees and retirees for the next fiscal year is expected to be approximately \$263 million (of which nearly \$200 million is paid by the General Fund), broken down as follows:

	Active	Pre-Medicare Retiree	Medicare Retiree	Total
Expected FYE 2014 Cash (in millions)	\$87	\$71	\$105	\$263

The City's current OPEB obligation (e.g., for retiree medical costs) is estimated to be in excess of \$5.7 billion based on the most recent actuarial valuation performed (as of June 30, 2011). The entire OPEB obligation is unfunded.

As part of his comprehensive restructuring plan, the Emergency Manager will evaluate options to reduce or eliminate certain healthcare costs for both active and retired employees.

iv. Pension reform

The City provides two defined benefit pension plans for its employees and retirees – the Detroit General Retirement System ("DGRS") and the Police & Fire Retirement System ("PFRS"). Both plans can be characterized as "mature" based on the ratio of active employees to retirees and beneficiaries. For DGRS, active employees represented approximately 39% of total plan participants as of June 30, 2011, compared to approximately 51% of total plan participants as of June 30, 2004. As a result, annual allowances (payments to retirees and beneficiaries) have grown to approximately 70% of payroll for the year ended June 30, 2011, compared to approximately 35% of payroll for the year ended June 30, 2004. A similar situation exists with PFRS, although the ratio of active employees to retirees and beneficiaries started to decline earlier. For PFRS, active employees represented approximately 31% of total plan participants as of June 30, 2011 compared to approximately 38% of total plan participants as of June 30, 2004. Annual allowances for PFRS have grown to approximately 114% of payroll for the year ended June 30, 2011 compared to approximately 79% of payroll for the year ended June 30, 2004.

According to the June 30, 2011 valuation reports prepared by the pension funds' actuary, the actuarial funding levels for DGRS and PFRS were approximately 83% and 100%, respectively. The City is currently evaluating these reports and the reasonableness of the assumptions underlying them, as well as certain disconcerting past practices associated with both pension funds that have adversely affected funding levels. The actuarial value of assets in the funding calculations include the value of assets contributed to the plans from the issuance of POCs in 2005 of approximately \$740 million for DGRS and \$631 million for PFRS, but actuarial liabilities do not reflect the obligations to holders of the POCs. The difference between the actuarial value of assets and actuarial accrued liabilities represents the Unfunded Actuarial Accrued Liability ("UAAL"). Both plans amortize the UAAL over a thirty-year period for purposes of calculating annual employer contributions to the plans. The amortization of the UAAL does not occur evenly over the thirty-year period; rather, payments are heavily weighted toward the end of the period, which introduces significant funding risk to the plans. The employer computed contributions for any given year take into account the normal cost of the plan (i.e., the cost of new benefits accrued for the year) as well as that year's amortization of the UAAL. For the plan year ended June 30, 2011, employer computed contributions as a percentage of payroll were approximately 23% for both plans.

The actuarial value of plan assets differs from the market value of plan assets as of a measurement date based on the policy adopted by both plans to smooth differences between actual returns on assets and assumed rates of return on assets over a seven-year

period. As of June 30, 2011, the market values of plan assets were significantly lower than actuarial values of plan assets for DGRS and PFRS by approximately \$660 million and \$425 million, respectively. Unless future actual rates of return exceed assumed rates of return, the recognition of these losses will cause employer computed contributions to increase significantly, both in dollar amounts and as a percentage of payroll.

Recently, individuals associated with both plans have been indicted by federal authorities for alleged criminal activities involving the plans over the past several years. The Emergency Manager is considering his legal options in light of these events.

As required by PA 436, a task force has recently been formed to analyze the pension plans. Areas of inquiry include reviewing the reasonableness of the assumptions underlying actuarial valuation calculations and the impact of changes on required contributions as a result of changes to those assumptions; calculating the value of plan assets and liabilities under new standards required by the Governmental Accounting Standards Board ("GASB") that will be required beginning in 2014; conducting a participant audit to obtain reasonable assurances that benefits are being accrued and payments are being calculated accurately; and evaluating the governance structure of each plan to ensure best practices are utilized. As a result of this analysis and as part of his comprehensive restructuring plan, the Emergency Manager may suggest modifications to the plans to ensure the plans are structurally sound.

v. Staffing – recruiting and retention

Based on the department review work performed to date and discussed in Section 3(a) above, most City departments and functions are understaffed given current processes. It is likely that efficiency improvements will significantly reduce needed staffing levels in the long term. For example, with a well-functioning fully integrated ERP system and better financial and operational processes taking advantage of improved technologies, overall employee headcount ultimately may be lower in the future than it is today. However, to stabilize current operations and to effectuate a significant restructuring effort, additional labor resources likely will be required in the short-term.

The Emergency Manager is working on developing "best practices" to recruit talented individuals to assist with these efforts. In addition, the Emergency Manager is working to identify and implement initiatives to retain the City's current high-performing individuals. This effort will involve the re-implementation of a City-wide employee evaluation system and re-evaluation of the City's compensation structure.

vi. Workers compensation liability strategy

The City incurs significant workers compensation claims. The City has paid approximately \$15 million in workers compensation claims annually in each of the last two fiscal years. The Emergency Manager is working to identify how to reduce the number and amount of

workers compensation claims through implementing proactive safety and training programs and mitigation strategies once a claim has been reported and/or occurred.

4. PRELIMINARY VIEWS ON RESTRUCTURING PLAN

a. Introduction

i. Focus on public safety and reinvestment in the City

It is anticipated that the restructuring of the City will focus on three primary areas essential for the City's successful rehabilitation: (a) improving public safety and promoting reinvestment in the City; (b) evaluating and restructuring the City's long term liabilities; and (c) evaluating and streamlining the City's operations.

Enhancing public safety is the Emergency Manger's paramount concern. Current levels of municipal services of all types to residents and businesses within City limits, including public safety services, are inadequate. With high crime rates and poor public services in many areas, the health, safety and quality of life of Detroiters has suffered materially. Tax revenues have decreased over time as the population of the City has dwindled to less than half of its postwar peak and the local economy has suffered, with unemployment tripling since 2000. To conserve its limited (and diminishing) resources, the City has engaged in cost cutting measures, many of which are discussed above, and has deferred capital investments (including, but not limited to, lighting maintenance and upgrades in critical equipment for the City's safety forces) over an extended period of time. Looking forward, one key to the success of Detroit's restructuring will be to reverse these trends and secure sufficient funding streams to secure reinvestment in the City and directly improve the lives of Detroiters, as well as attract new residents and businesses. As discussed above, some of these initiatives have been started.

City cost-cutting has resulted in substantially decreased funding for key departments and the deferral of critical investments that directly impact public health and safety. The City now faces a host of problems due to this lack of investment: an aging fleet of vehicles and public safety equipment, failing infrastructure (such as roads, bridges, parks, the lighting grid and streetlights), outdated computer and reporting systems and substantial blight, among other problems. Similarly, key City services – including those critical to public health and safety – operate at a less than optimal level. Response times for police, fire and other emergency services are too long, and the City has struggled to provide basic services to the entire 139-square-mile metro area.

This Plan provides that an immediate focus of the City's efforts will be to improve all of these areas by redeploying resources strategically, adopting efficiencies where possible and investing to improve the quality of life in the short term and drive savings in the future. For example, as noted in Section 2 above, efforts are underway to address public lighting deficiencies by restructuring the way lighting is provided within the City and developing a

plan to perform basic but overdue maintenance (such as replacing light bulbs and repairing light fixtures) in the current population centers. Investment in police, fire and emergency infrastructure is also a priority – both in the areas of new equipment on the streets and with respect to systems and infrastructure to support the work of public safety officers. Public transportation is being evaluated to focus on key transportation corridors, improve services and begin upgrading systems and equipment. The Emergency Manager will also evaluate the potential for regional solutions to certain of these issues.

This Plan calls for the intensification of the recent effort to address blight through a coordinated program of foreclosures, demolition, public/private partnerships and targeted investments to revitalize certain borderline or faltering neighborhoods. To achieve success, this effort will require greater cooperation and coordination of several state, county and local agencies and, ultimately, may require modifications to the regulatory framework to expedite the City's ability to address and resolve blight. Removing blight pays big dividends by reducing fires and emergencies and attendant costs, eliminating public nuisances and related safety risks, stabilizing neighborhoods, decreasing crime, increasing property values and improving the quality of life.

Under the Emergency Manager's leadership, the City will continue to work with the State to address these important issues. The State's statement of support for many of these initiatives is documented in the Consent Agreement. See, e.g., Consent Agreement at Annex E.

ii. Addressing the City's liabilities

To promote reinvestment and revitalization, the City must establish itself on firm financial footing. The City currently faces short- and long-term debt and other financial obligations that are not sustainable. The City has liabilities of approximately \$9.4 billion in special revenue bonds, state revolving loans, pension certificates of participation (*i.e.*, POCs), mark-to-market swap liabilities, unlimited and limited tax general obligation bonds and various other funded City debts. Debt service payments place a significant strain on the City's budget. In addition, as described in Section 3 above, the City faces substantial unfunded OPEB obligations for retiree medical expenses, most recently estimated at \$5.7 billion, and hundreds of millions of dollars (perhaps billions based on more recent actuarial calculations with more conservative assumptions) in pension funding requirements. Recently, tens of millions of dollars of pension funding and other payments have been deferred to manage a severe liquidity crisis at the City. Even with these deferrals, the City has operated at a significant and increasing deficit. It is expected that the City will end this fiscal year with approximately \$125 million in accumulated deferred obligations and a precariously low cash position.

The strain of servicing these liabilities, particularly as revenues have decreased, has required deep across-the-board cuts to vital City departments, investments and programs.

Restructuring the City's liabilities in a fair and equitable manner across all relevant stakeholders is necessary for the City's operational and financial survival. In fact, it is overdue. Importantly, the restructuring of this debt is not simply a means to help the City service its existing obligations. The restructuring of this debt must be viewed in the larger context of returning the City to overall financial health and future sustainability. The restructuring of the City's debt and other liabilities is essential to provide the City with a strong balance sheet and the financial foundation to raise new capital, attract new public and private investors and make the necessary reinvestments in the City. Without a significant restructuring of its debt, the City will be unable to break the cycle of damaging cutbacks in essential municipal services and investments. Moreover, without a significant restructuring of its debt, the City will be unable to dedicate sufficient revenues to the critical task of reinvesting in needed improvements to public safety and quality of life for City residents and businesses. A restructuring is crucial for the City to grow.

This Plan recognizes that interest rates, amortization, outstanding principal amounts, security interests, legacy liabilities and all other aspects of short- and long-term debt must be evaluated as part of the City's comprehensive restructuring. Significant and fundamental debt relief must be obtained to allow the City's revitalization to continue and succeed.

iii. Rationalizing the City's operations

In support of the overall success of the City's revitalization, this Plan contemplates an operational restructuring to improve the efficiency, effectiveness and coordination of the City government. The City's operations have become dysfunctional and wasteful after years of budgetary restrictions, mismanagement, crippling operational practices and, in some cases, indifference or corruption. Outdated policies, work practices, procedures and systems must be improved consistent with best practices of 21st century government. A well run City will promote cost savings and better customer service and will encourage private investment and a return of residents.

Efforts to optimize the operations of the City were agreed to by Mayor Bing. For example, the Consent Agreement included a list of 21 categories of an Operational Reform Program, and other operational initiatives. See, e.g., Consent Agreement at Annex B and Annex E. As a starting point for this Plan, the Emergency Manager has assumed that the Operational Reform Program outlined in the Consent Agreement will continue to serve as a useful guide for optimizing the City's operations.

As discussed in Section 3(a) above, the City, with the help of its advisors, has been working department-by-department review to implement a comprehensive operational reform program. Certain departments may be consolidated to improve efficiency, oversight and accountability. Some operations might be conducted more efficiently through outside contractors, and opportunities to privatize certain functions will be pursued where

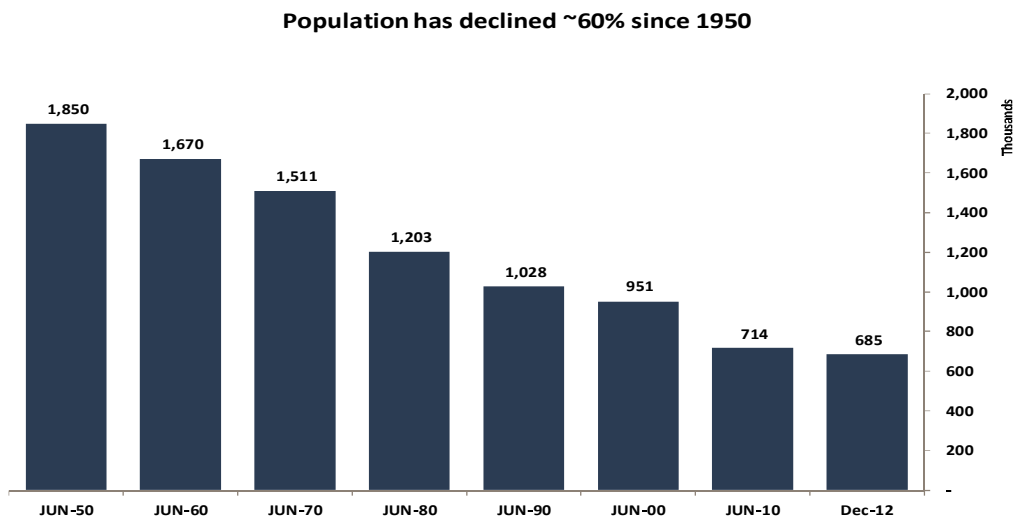
appropriate. Systems and procedures will be evaluated for improvement in key areas, such as tax collection and grants management, to enhance productivity, monitoring and results. Purchasing and contracting rules are undergoing a critical review to minimize wasteful spending. Payroll and other functions are being modernized and consolidated.

In some cases, changes to the City Charter and the City Code, or other legislative initiatives, may be needed to support needed operational enhancements and reduce unnecessary bureaucracy. Operational improvements under this Plan also require labor reform. Unproductive employment terms and other aspects of the City's CBAs and other labor agreements at times have undermined the City's efforts to operate as efficiently as possible and in accord with contemporary municipal standards. This Plan calls for labor agreements to be reviewed and, if necessary, revised, only after taking into consideration the significant modifications that have already been implemented voluntarily, via concessions, and by the CETs, to support the City's initiatives to improve operational efficiency. Some elements of this labor reform are identified on Annex D to the Consent Agreement. As contemplated by this Plan, the Emergency Manager will continue to pursue necessary or desirable changes to labor practices to improve City operations, and he will continue to consult with affected parties while doing so. Of course, these changes will be pursued after consultation with, and input from, affected stakeholders.

b. City of Detroit financial condition

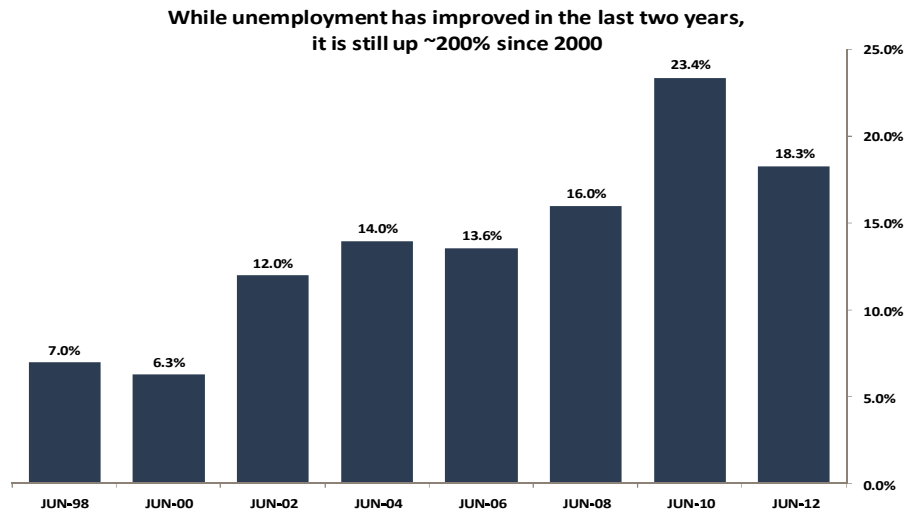
i. Historical demographic trends

Over the past several decades, the City has faced strong economic headwinds. Population has declined by approximately 60% since 1950.

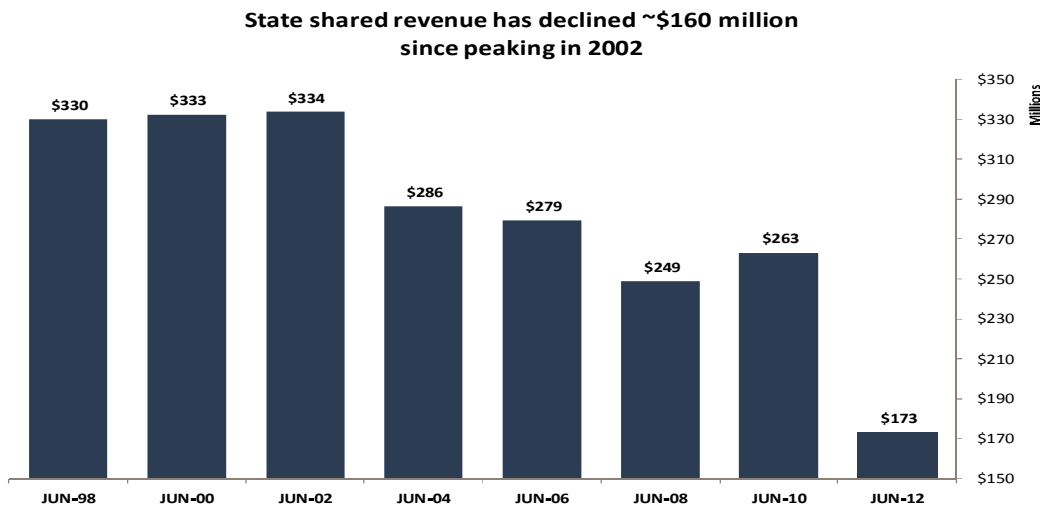


Note: December 2012 population estimate based on SEMCOG's December 2012 Report on Population and Household Estimates

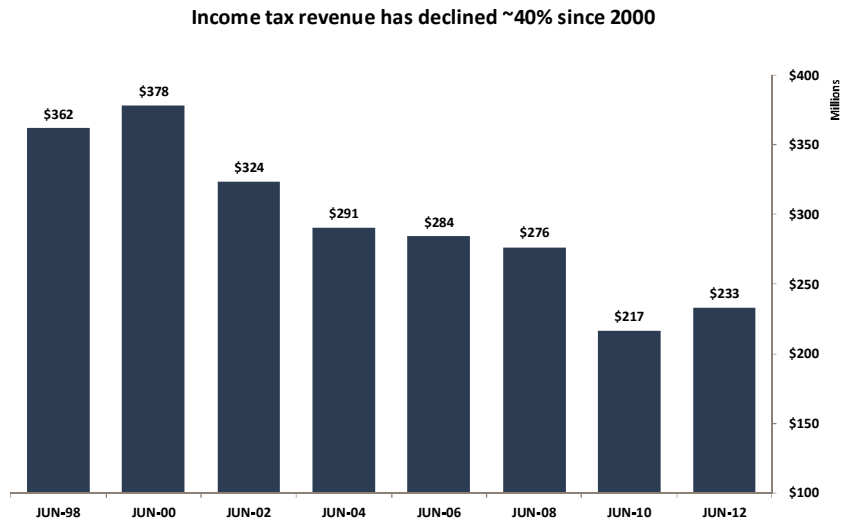
While unemployment has improved during the last two years, it has increased by approximately 200% since 2000.



State shared revenues have declined approximately \$160 million since peaking in 2002.



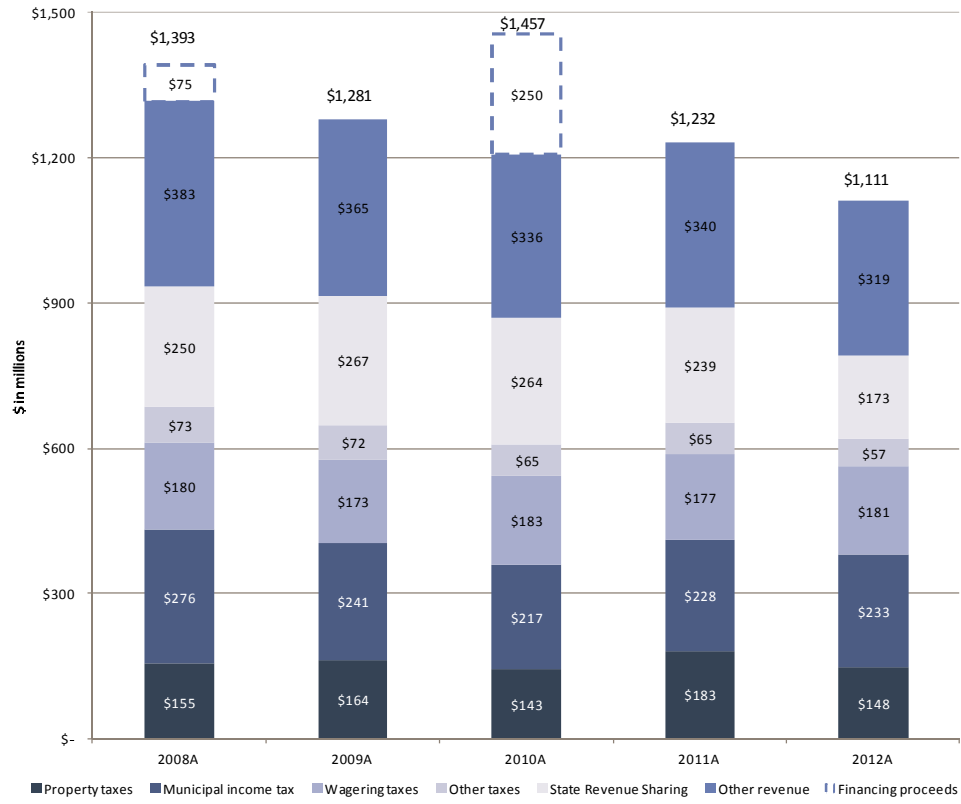
Income tax revenue has declined 40% since 2000.

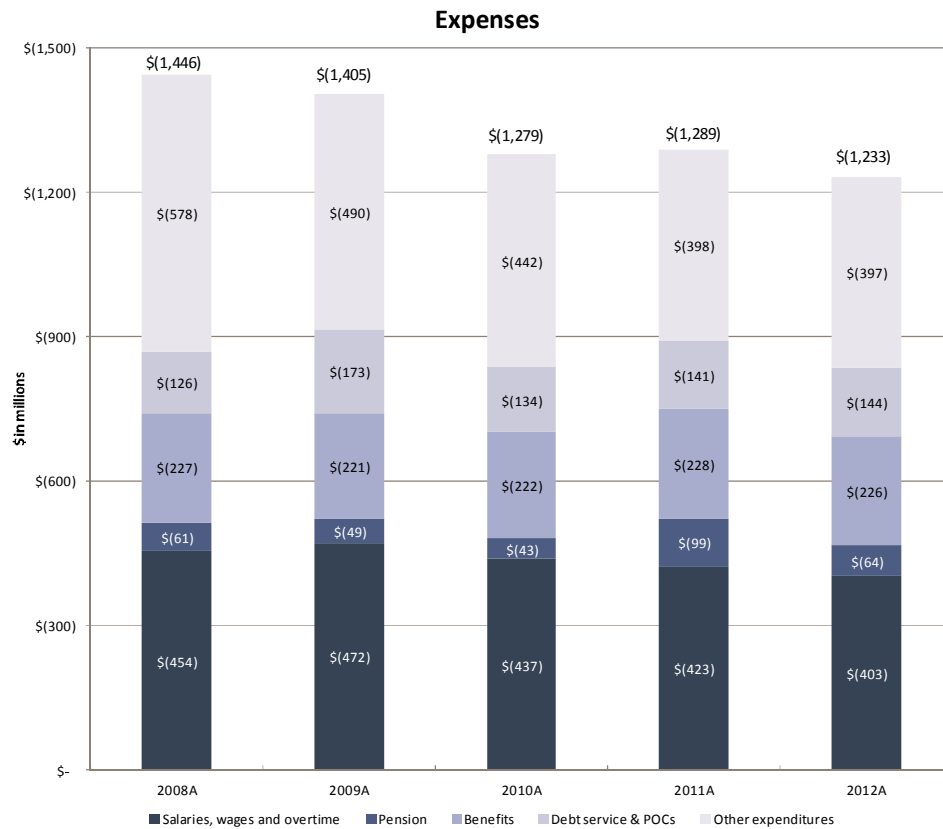


ii. Historical revenues and expenditures

The City's revenues have been declining year-over-year. Expenses, too, have been declining, but at a rate that is not keeping pace with the decline in revenues.

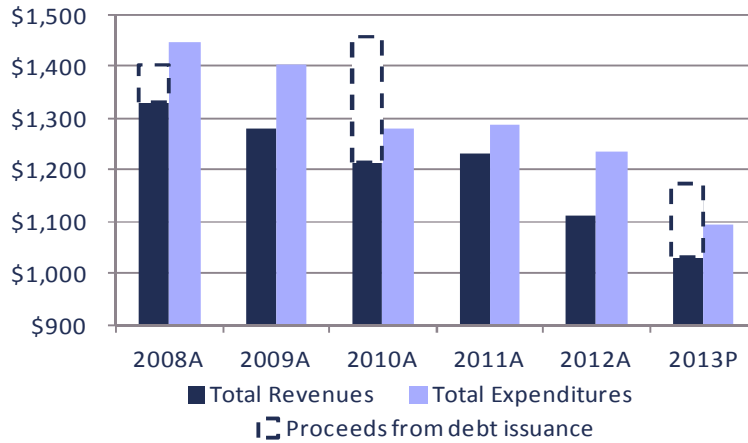
Revenues





The City of Detroit continues to incur expenditures in excess of revenues despite cost reductions and proceeds from long-term debt issuances. In other words, Detroit spends more than it takes in – it is clearly insolvent on a cash flow basis.

Revenues/Expenditures

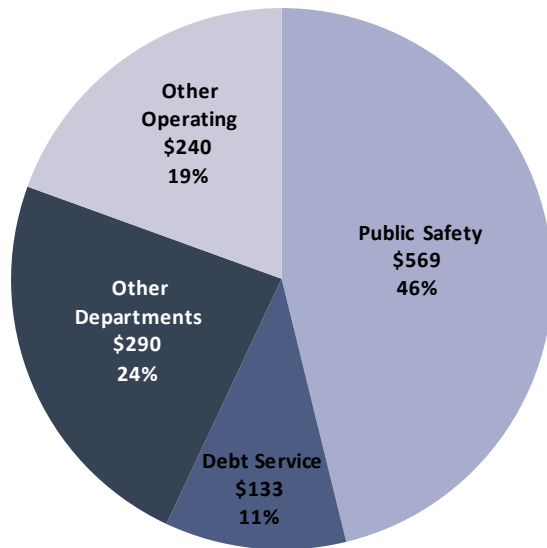


The City has attempted to address these deficits by cutting costs in most areas of spending (headcount, wages and benefits, maintenance and capital improvements, etc.) and by issuing increasing and alarming amounts of debt (e.g., Fiscal Stability Bonds). As noted above, the drastic cost-cutting actions taken over the years have severely impacted most City service departments and deferred critical investment needed by the City resulting in:

- Decreasing levels of core services to Detroiters (public safety, transportation, recreation, etc.);
- Aging fleets of vehicles and equipment and lack of investment in infrastructure;
- Highly manual processes and inefficiencies in every day functions within City government;
- Obsolescence in computer systems and related reporting systems; and
- Deferral of pension system contributions, which exacerbates the pension plans' underfunded status.

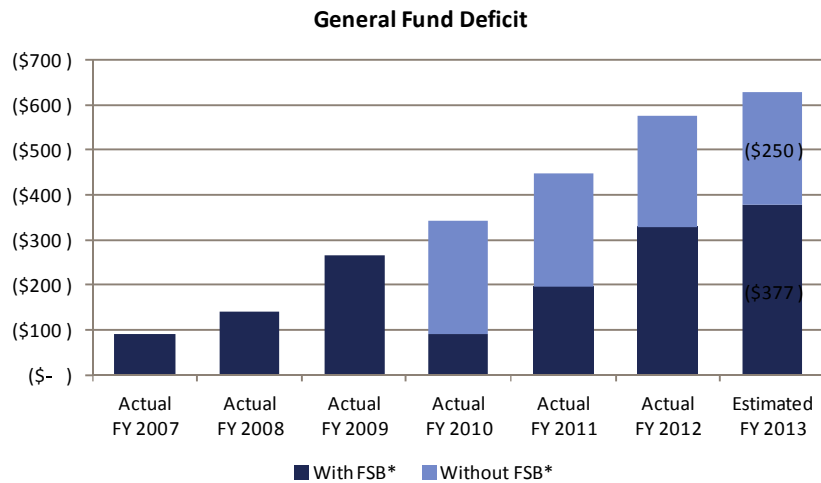
FY 2012 Actual Expenses (General Fund)

(\$ in millions)



iii. Historical deficit

The City's accumulated deficit has grown significantly during the last several years.



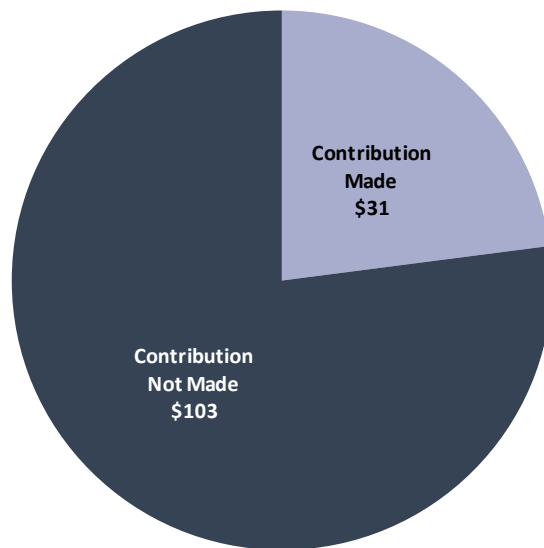
* Fiscal Stabilization Bonds ("FSB") were issued in FY 2010, which caused a one-time deficit reduction.

iv. Deferrals and amounts owed to other funds/entities

Over the past several years, the General Fund has relied on deferring necessary payments and cash pooling to manage working capital needs. As of April 26, 2013, the General Fund had outstanding deferrals and amounts due to other funds and entities of approximately \$226 million. This means that, to fund its day-to-day operations, the City's General Fund has deferred expenditures and disbursements and relied on other funds' cash since it does not generate sufficient cash flow of its own and does not have adequate cash reserves. Without these deferrals and working capital strategies, the City would have \$226 million less cash available for its operations. These tactics are effectively borrowings and are in themselves debt obligations of the City that must be repaid.

The following chart illustrates the deferrals of pension contributions for the current fiscal year.

**FY 2013 Required Contributions
(General Fund) (\$ in millions)**



c. Short-term liquidity

i. Short-term liquidity outlook

General Fund net cash flows are expected to remain negative due to the historical drop in revenues and increasing legacy liabilities absent significant structural changes. While the

City is projecting to maintain a positive cash balance through December 2013, this is only as a result of the significant amount of payment deferrals and amounts borrowed from, and owed to, other funds, which is clearly not sustainable in the long run. Structural change must occur to address the City's operating deficit and cash burn. Further, there are a number of risks to the cash forecast that could negatively impact the City's ability to achieve its forecast.

ii. Cash flow risks

Risks associated with the cash flow forecast include:

- Timing and amount of delinquent property tax collections from Wayne County;
- Timing and amount of refinancing proceeds receipts;
- The effect of pending Public Act 312 arbitration proceedings;
- Legal challenges to CETs or other cost saving initiatives;
- Timing and amount of required pension contributions and other deferred expenditures;
- Potential tightening of terms by vendors; and
- Spikes in medical claims due to increased activity.

iii. Countermeasures

As an ongoing effort to manage cash flow through FY 2013, the City organized a committee to identify and aggressively pursue revenue enhancement and cost-cutting opportunities. Short-term (one-time) opportunities include collection of past due receivables, payment deferrals, expense recoveries and draw down of escrow funds. Approximately \$50 million of short-term countermeasures have been achieved through April 2013. Long-term (permanent) opportunities include wage and benefit modifications, further headcount reductions through layoff and attrition, vendor management and fee increases. Approximately \$10 million of long-term countermeasures have been achieved through April 2013.

As set forth in some detail above, these measures are insufficient to eliminate cash deficits, and they contribute to the further deterioration of the City's ability to provide services to its citizens, residents and its business community. These one-off fixes have short-term benefits but do not address the City's structural deficit – the true gap between the City's revenue stream and its current and deferred debt obligations. This path is not sustainable. More substantial measures are required to restore the City to a vibrant, thriving, safe and fiscally sound metropolis that can attract residents and new business.

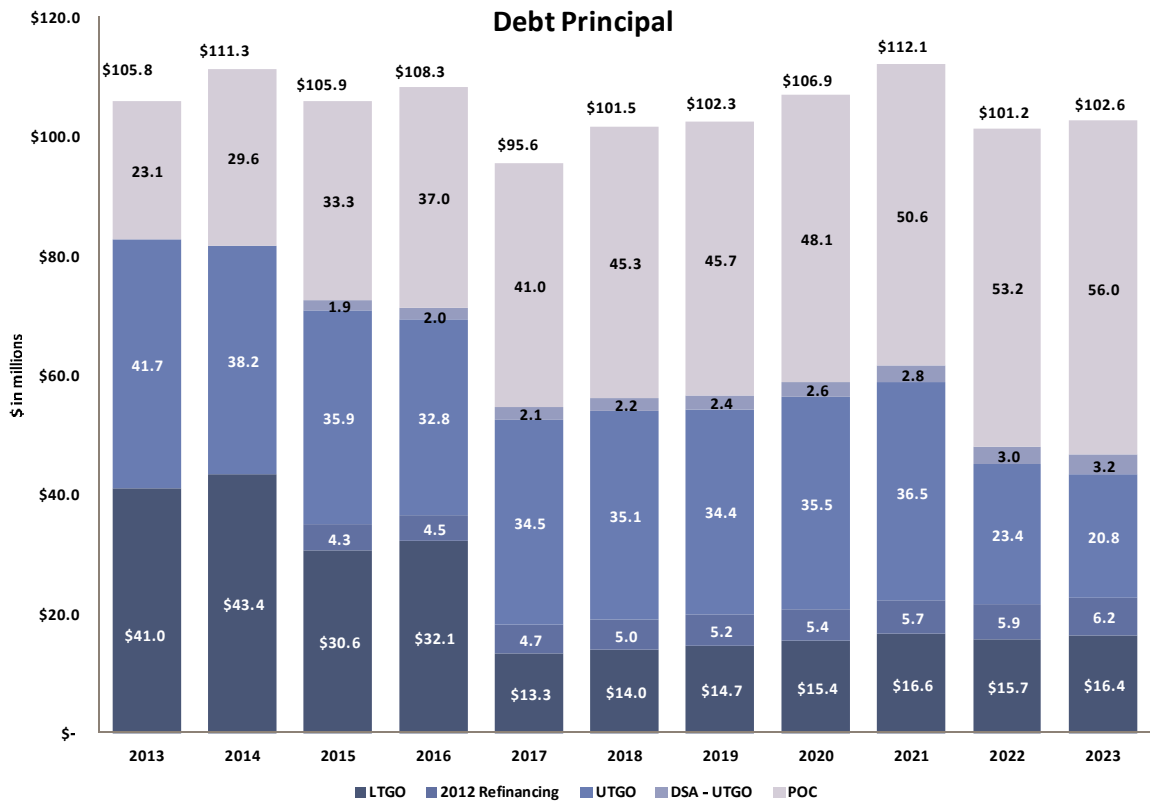
d. Long-term outlook

i. Expenditure trends

The restructuring initiatives contemplated by this Plan will necessarily have an impact on General Fund operating expenses, such as professional and contractual services, materials and supplies and purchased services, payroll and benefits. Some of those categories will increase, and some will decrease as restructuring initiatives are implemented. Without giving effect to any restructuring initiatives, debt service will decrease in FY 2017 due to the scheduled maturities of limited tax general obligation ("LTGO") bonds; however, funds will be required to retire those securities. In the near term, debt service remains at the same level. Various tranches of LTGO bonds will mature, which will be offset by increases to the principal portion of POC debt service in accordance with scheduled amortization.

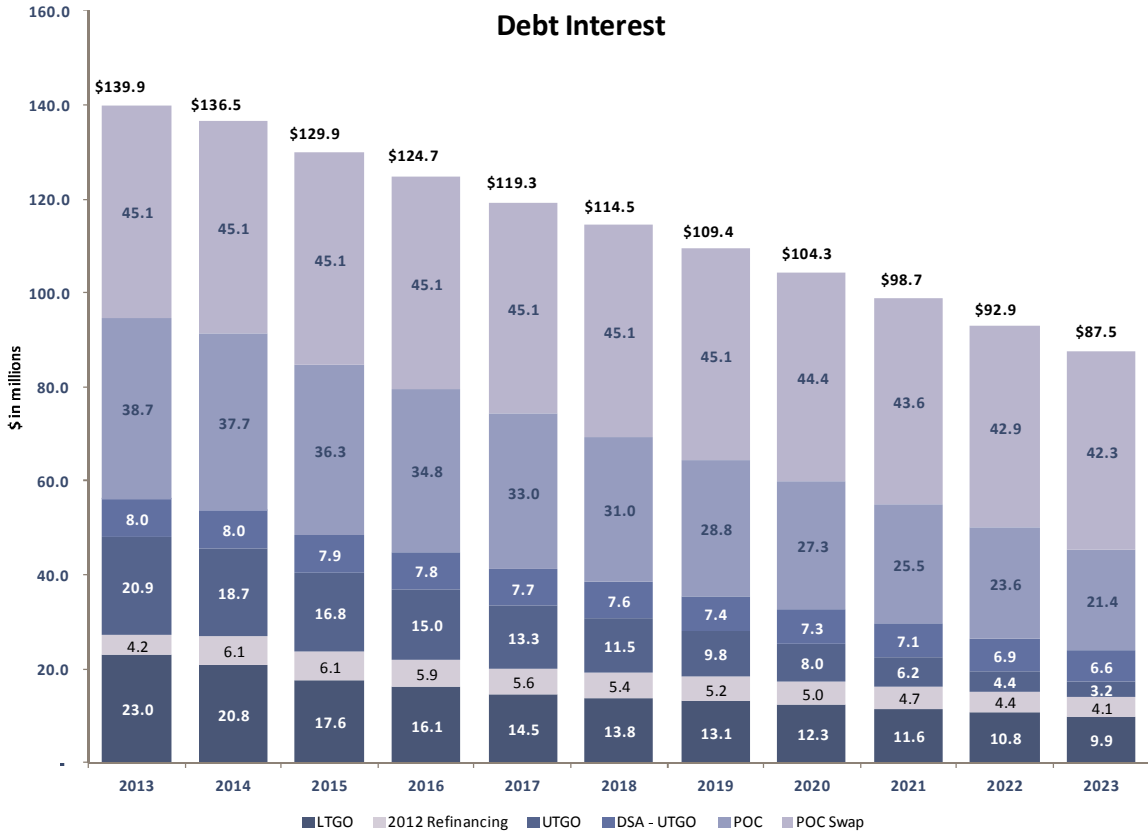
Debt Service Payments (Principal)

Scheduled principal payments on existing General Fund debt are projected to decline after 2014 and then, beginning in 2018, increase gradually through 2021. The increase is primarily due to escalating scheduled POC debt service, which will more than double from \$23.1 million in fiscal year 2013 to \$56 million in fiscal year 2023.



Debt Service Payments (Interest)

POCs (including swaps) remain the largest component of interest payments. Approximately 80% of total POC payments are covered by the General Fund.



ii. Capital expenditure requirements

As discussed above, over the past decade, the City has made minimal capital investments in facilities, fleets, equipment and IT systems. As a result, the City's infrastructure and public safety fleet are aged and decrepit, which, in turn, increases the City's operating and repair costs and decreases its productivity. The City and its advisors are reviewing all capital assets to ascertain the obviously necessary capital investment necessary to bring facilities, fleets and IT systems up to minimum utility and functional standards.

Given the current state of its aging and outdated infrastructure, the City will need to make significant investments to upgrade capital assets so that it can provide necessary services to its citizens and residents. Moreover, the City will have to budget for increased annual capital expenditures in the future to properly maintain and renew its capital assets.

iii. Total short and long-term liabilities

Liabilities by Fund⁽¹⁾⁽²⁾						
	General Fund⁽³⁾	Trans. Fund	Parking Fund	Sewage Fund	Water Fund	TOTAL
UTGO Bonds	\$511	-	-	-	-	\$511
LTGO Bonds	576	6	-	-	-	582
Revenue Bonds	-	-	10	2,884	2,556	5,451
Pension Obligation Certificates	1,452	-	-	-	-	1,452
State Revolving Loans	-	-	-	508	23	531
Notes/Loans Payable	124	-	-	-	-	124
Total Debt	\$2,662	\$6	\$10	\$3,393	\$2,579	\$8,651
POC Swaps ⁽⁴⁾	377	-	-	-	-	377
Other Liabilities ⁽⁵⁾	210	22	10	11	20	274
Total Balance Sheet Liabilities	\$3,249	\$28	\$21	\$3,404	\$2,599	\$9,301
Pension UAAL ⁽⁶⁾	403	91	N/A	73	77	644
OPEB UAAL ⁽⁷⁾	4,416	515	13	404	379	5,726
Total UAAL	\$4,820	\$605	\$13	\$477	\$455	\$6,370
Total Balance Sheet Liabilities/UAAL	\$8,069	\$634	\$34	\$3,880	\$3,055	\$15,671

1. Source: June 30, 2012 City of Detroit CAFR unless otherwise noted. Pro forma for debt issuance in August 2012 but not for any debt paydowns subsequent to June 30, 2012.
2. Excludes liabilities associated with City of Detroit Component Units (e.g., Downtown Development Authority, Detroit Public Library).
3. Includes some non-General Fund governmental activities liabilities.
4. Swaps mark-to-market per counterparty reporting as of March 28, 2013.
5. Includes accrued compensated absences, accrued worker's compensation, claims and judgments, accrued pollution remediation, advances from other funds and capital lease payables. Excludes on-balance sheet OPEB liability and current liabilities.
6. Distributions across funds represents estimated pro rata share of unfunded pension liability per CAFR. UAAL value may change significantly depending on actuarial assumptions.
7. Distributions across funds represents estimated pro rata share of unfunded OPEB liability per CAFR. Excludes \$1MM of Non-Major Proprietary fund OPEB liability. UAAL value may change significantly depending on actuarial assumptions.

General Fund Debt

The City has four primary categories of debt-related obligations that directly and significantly impact General Fund cash flows. These obligations, which currently total approximately \$2.9 billion, include:

- Unlimited Tax Obligation bonds (\$511 million outstanding);
- Limited Tax General Obligation bonds (\$576 million outstanding);

- Pension Obligation Certificates (\$1.45 billion outstanding); and
- Eight interest rate swap contracts on \$800 million of Pension Obligation Certificates (\$377 million mark-to-market obligation as of March 28, 2013).

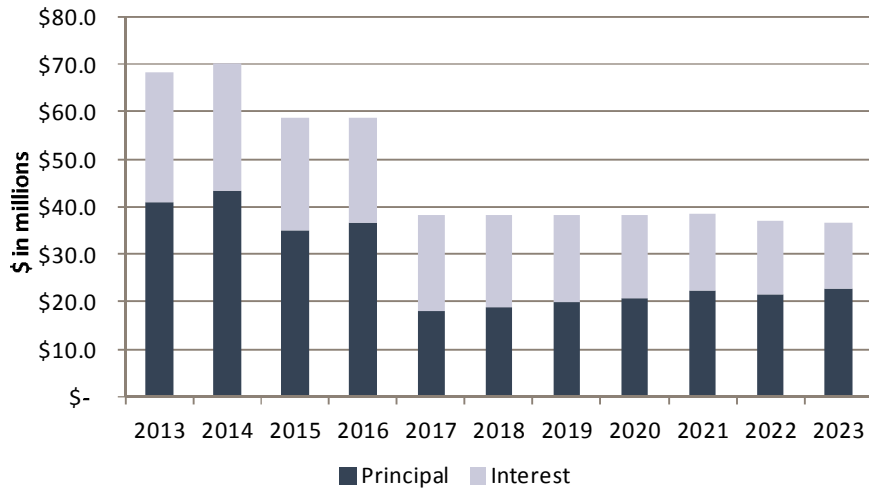
Fiscal year 2013 General Fund debt service payments of \$246 million for these obligations represent approximately 19.3% of the General Fund budget. The General Fund is partially reimbursed by enterprise funds for debt service on the Pension Obligation Certificates and associated swaps.

The City is currently evaluating options to adjust its funded debt obligations to better fit its projected cash flow profile, which may include a range of alternatives that could include, among other things:

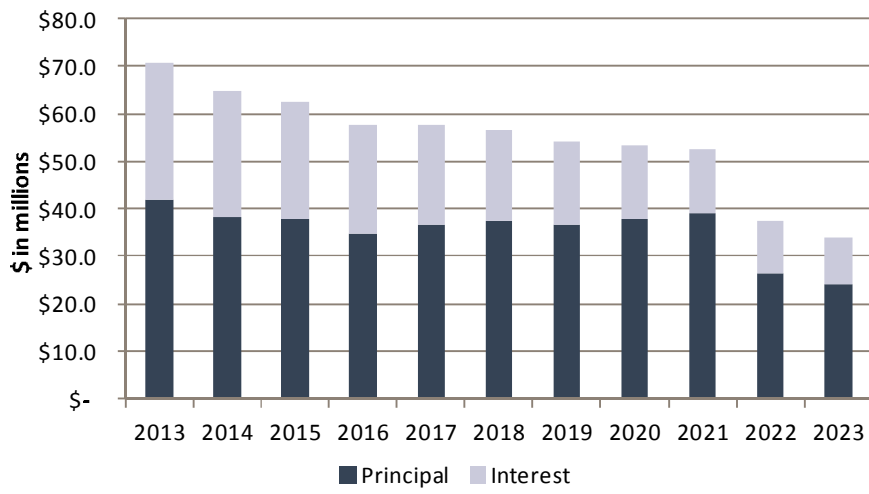
- Rescheduling principal amortization without reduction in principal to provide near-term debt service relief;
- Permanently reducing the principal amount of debt outstanding (either *pro rata* across all maturity periods or for select payment dates);
- Reducing interest rates, as appropriate, to achieve targeted cost savings or compensate for lost/extended principal; or
- Issuing new debt to provide certain cash recoveries to creditors.

Payments under the swap contracts are currently being serviced by the General Fund and are backed by City casino tax revenues pursuant to a 2009 collateral agreement. Credit rating downgrades in March 2012 triggered a termination event for the swaps, which entitled the swap counterparties to demand ratable payment of the termination amount over seven years and to divert and withhold casino revenues pending such payment. Additionally, the Governor's declaration of a financial emergency for the City on March 1, 2013, and his appointment of an emergency financial manager for the City on March 14, 2013, constituted additional swap termination events, which may lead to a demand for immediate payment of the termination payment. The City has been in discussions with swap counterparties in an effort to achieve a consensual resolution to the swap issues; these discussions will continue as part of the comprehensive restructuring process.

LTGO Debt Service (incl. 2012 Refinancing)



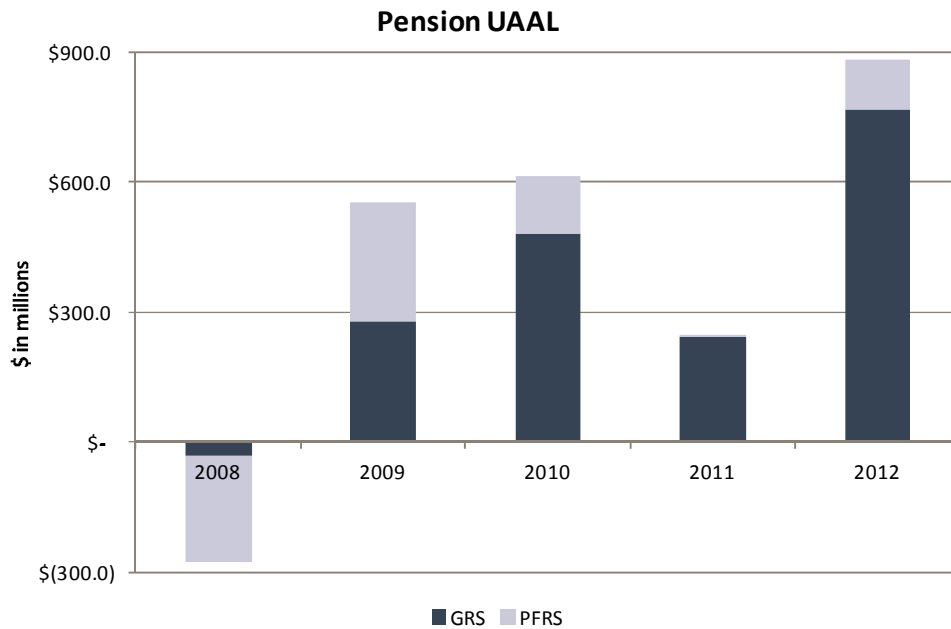
UTGO Debt Service (incl. DSA)



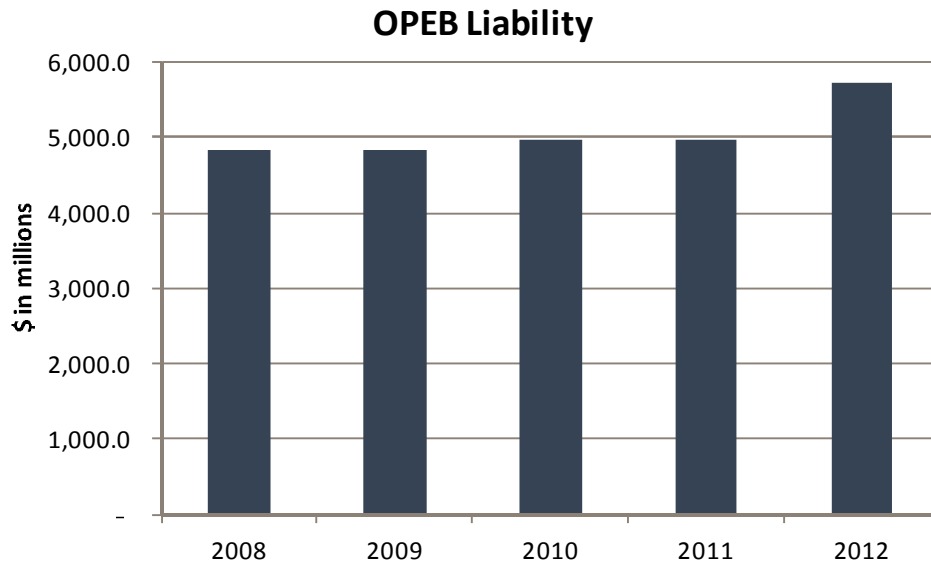
Unfunded Actuarial Accrued Liabilities (“UAAL”)

The City has significant unfunded actuarial accrued liabilities for pension and other post-employment (retiree) health benefits (i.e., OPEB). The pension and OPEB UAALs represent the estimated cumulative future expense for funding these obligations on an annual basis. For fiscal year 2013, pension expense of \$69 million and retiree health expense of \$151 million will represent approximately 5.4% and 11.9% of the General Fund budget, respectively. As of June 30, 2011, the most recent actuarial reports provided to the City by the pension funds showed the pension UAAL at \$646 million. Utilizing more current data and/or more conservative assumptions could cause that deficiency to rise into the billions of dollars. The OPEB UAAL stood at \$5.7 billion as of June 30, 2011, per the 2012 CAFR. The City is in the process of reviewing the underlying actuarial assumptions for these figures.

With the City retiree pool currently outnumbering active employees by an over-2 to 1 margin and growing, the City must address pension and retiree healthcare liabilities as part of any comprehensive restructuring. As discussed above in Section 3(b), the City and its advisors are currently evaluating ways to reduce these unfunded liabilities, which involves an evaluation of plan design and benefits offered, to identify potential cost savings.



Note: GRS UAAL includes General City, DWSD, DDOT, and Library. The reduction in PFRS UAAL in fiscal year 2011 was due to the Act 312 awards in April 2011 and September 2011.



Detroit Water and Sewerage Department Debt

DWSD has issued approximately \$5.9 billion of debt to finance its capital budget. This debt includes:

- \$2.9 billion of revenue bonds issued by the Sewerage Fund;
- \$2.6 billion of revenue bonds issued by the Water Fund; and
- \$531 million of loans from the state revolving fund, the majority of which are from Michigan’s Water Pollution Control Revolving Fund for the Detroit Sewerage Fund.

Debt service on the DWSD debt is included in the formula used to set water and sewer rates, which are paid by users of the water and sewer systems. The current credit ratings for this debt and the cost of capital currently available to DWSD may not accurately reflect the quality of DWSD’s projected revenue streams or the achievements associated with DWSD’s ongoing operational restructuring initiatives.

Other Liabilities

The City has other obligations totaling approximately \$408 million, which include:

- Notes/Loans Payable (\$124 million outstanding) are used by the City to provide funds for various public improvement projects;
- Parking Fund Bonds (\$10 million outstanding) provided financing for the construction and maintenance of various parking facilities;
- Transportation Fund LTGO Bonds (\$6 million outstanding) provided financing for the City’s public transportation needs and maintenance; and

- Other Liabilities (\$274 million outstanding) include accrued compensated absences, accrued workers' compensation, claims and judgments, accrued pollution remediation, advances from other funds and capital leases payable.

5. APPENDICES

a. Summary of Draft Fiscal Year 2013-2014 Budget

(\$ in millions)	FY 2014 Draft Budget		
	General Fund ¹ (Fund 1000)	Other ²	Total
Property taxes	\$ 113.7	\$ 83.9	\$ 197.6
Municipal income tax	239.7	-	239.7
Utility users tax	40.5	-	40.5
Wagering tax	173.0	-	173.0
Shared taxes	184.3	-	184.3
Sales and charges for service	169.4	1,070.4	1,239.9
Grant revenue	-	97.5	97.5
Other taxes/assessments/interest	12.6	62.3	75.0
Licenses/permits/inspect charges	8.8	20.1	28.9
Financing proceeds	-	-	-
Other revenues	66.4	115.7	182.1
Total revenues	\$ 1,008.5	\$ 1,449.9	\$ 2,458.4
Salary & wages	(313.5)	(195.3)	(508.8)
Medical benefits	(138.7)	(85.5)	(224.2)
Pension	(79.0)	(50.3)	(129.3)
Other benefits	(33.1)	(21.5)	(54.6)
Professional/contractual services	(50.1)	(115.8)	(165.8)
Operating services	(66.9)	(159.4)	(226.3)
Operating supplies	(60.9)	(79.3)	(140.2)
Debt service	(69.1)	(495.8)	(564.9)
POC payments	(74.8)	(37.3)	(112.1)
DDOT subsidy	(68.2)	-	(68.2)
Capital investment/major repairs	(2.1)	(44.0)	(46.1)
Other expenses	(52.3)	(165.7)	(218.0)
Total expenditures	\$ (1,008.5)	\$ (1,449.9)	\$ (2,458.4)
Surplus/(deficit)	\$ -	\$ -	\$ -

Notes

1. \$112m POC expense double count and offsetting revenue (per debt covenant requirements) not included above
2. Other includes DWSD, DDOT, Debt service fund, Parking (enterprise portion), BSEED (enterprise portion), Airport, grants

THE BUDGET PRESENTED ABOVE HAS NOT BEEN APPROVED BY THE EMERGENCY MANAGER, AND NO ASSURANCE CAN BE GIVEN THAT IT WILL BE APPROVED BY THE EMERGENCY MANAGER. ACCORDINGLY, THE BUDGET SHOULD BE REGARDED AS PRELIMINARY AND SUBJECT TO MATERIAL CHANGE.

THE BUDGET PRESENTED ABOVE WAS PREPARED AS A BALANCED BUDGET CONSISTENT WITH SECTION 16(7) OF THE UNIFORM BUDGETING AND ACCOUNTING ACT, MCL § 141.436(7) (THE "BUDGET ACT"). THE BUDGET INCLUDES BORROWING BY THE GENERAL FUND FROM OTHER CITY FUNDS AND ACCOUNTS, A CONTINUING MORATORIUM ON THE CITY'S CONTRIBUTIONS TO THE PENSION FUND AND THE CREATION OF NOTES BY THE CITY TO THE PENSION FUNDS IN LIEU

OF SUCH CONTRIBUTIONS, AND THE CONTINUED DEFERRAL OF PREVIOUSLY DEFERRED LIABILITIES. THE CONTINUATION OF THESE PRACTICES INCREASES THE OBLIGATIONS OF THE CITY IN FUTURE PERIODS. THERE CAN BE NO ASSURANCE THAT THE CITY WILL, OR WILL BE ABLE TO, CONTINUE TO BORROW FROM OTHER FUNDS OR DEFER CURRENT OR PREVIOUSLY DEFERRED LIABILITIES. IN ADDITION, THE BUDGET INCLUDES COST SAVING INITIATIVES, INCLUDING RECENT MODIFICATIONS TO CITY EMPLOYMENT TERMS. THERE CAN BE NO ASSURANCE THAT THE CITY WILL BE ABLE TO REALIZE ALL OF THE BENEFITS OF SUCH COST SAVINGS INITIATIVES.

THIS BUDGET PRESENTED ABOVE IS BASED ON NUMEROUS PROJECTIONS AND ASSUMPTIONS CONCERNING FUTURE UNCERTAIN EVENTS. THESE PROJECTIONS AND ASSUMPTIONS INCLUDE, AMONG OTHERS, ESTIMATES OF TAX REVENUES AND FUTURE BUSINESS AND ECONOMIC CONDITIONS IN THE CITY, ALL OF WHICH ARE BEYOND THE CONTROL OF THE CITY. THERE CAN BE NO ASSURANCE THAT THE PROJECTED OUTCOMES WILL OCCUR. FOR ALL OF THESE REASONS, ACTUAL RESULTS MAY DIFFER FROM THE BUDGET PRESENTED HEREIN, AND SUCH DIFFERENCES COULD BE MATERIAL.

b. Short-Term cash flow forecast

**General Fund
Monthly Cash Flow Forecast**

<i>\$ in millions</i>	5	4	5	4	4	5	4	4	Total
	Forecast	Forecast	Forecast	Forecast	Forecast	Forecast	Forecast	Forecast	
	May-13	Jun-13	Jul-13	Aug-13	Sep-13	Oct-13	Nov-13	Dec-13	
Operating Receipts									
Property taxes	\$ -	\$ 66.3	\$ 42.0	\$ 185.2	\$ 14.5	\$ 7.3	\$ 3.5	\$ 23.9	\$ 342.7
Income & utility taxes	28.2	22.3	27.4	21.6	21.2	27.0	21.6	21.2	190.4
Gaming taxes	13.7	9.6	14.9	14.4	9.1	23.5	10.5	9.6	105.2
Municipal service fee to casinos	-	-	-	7.6	-	-	4.0	4.0	15.6
State revenue sharing	30.1	-	30.6	-	30.6	-	30.6	-	121.9
Other receipts	30.3	24.6	27.5	26.1	26.2	33.3	26.6	26.2	221.0
Refinancing proceeds	20.0	-	-	-	-	-	-	-	20.0
Total operating receipts	122.3	122.7	142.4	254.9	101.6	91.1	96.8	84.9	1,016.8
Operating Disbursements									
Payroll, taxes, & deductions	(35.7)	(26.8)	(31.0)	(26.6)	(26.6)	(35.5)	(26.6)	(26.6)	(235.3)
Benefits	(16.0)	(16.0)	(16.0)	(16.0)	(16.0)	(16.0)	(16.0)	(16.0)	(128.0)
Pension contributions	-	-	(7.0)	(6.9)	(2.0)	(11.7)	(6.8)	(6.8)	(41.2)
Subsidy payments	(8.0)	(8.0)	(5.5)	(3.7)	(4.6)	(4.6)	(4.6)	(4.6)	(43.5)
Distributions (w/o DDA increment)	(20.0)	(12.2)	(16.5)	(93.8)	(44.4)	(6.3)	(1.2)	(1.5)	(195.8)
DDA increment distributions	-	(5.5)	-	-	-	-	-	(8.0)	(13.5)
Income tax refunds	(3.4)	(2.9)	(2.4)	(2.6)	(0.5)	(0.3)	(1.4)	(0.9)	(14.4)
A/P and other disbursements	(32.4)	(29.2)	(35.3)	(29.3)	(28.5)	(36.1)	(29.3)	(29.3)	(249.4)
Sub-total operating disbursements	(115.4)	(100.7)	(113.6)	(178.8)	(122.6)	(110.6)	(85.9)	(93.6)	(921.2)
POC and debt related payments	(25.8)	(36.6)	(7.4)	(4.2)	(5.8)	(8.5)	(7.3)	(15.5)	(111.0)
Total disbursements	(141.2)	(137.3)	(120.9)	(183.0)	(128.4)	(119.1)	(93.2)	(109.1)	(1,032.2)
Net cash flow	(19.0)	(14.6)	21.5	71.8	(26.8)	(27.9)	3.7	(24.2)	(15.5)
Cumulative net cash flow	(19.0)	(33.5)	(12.1)	59.7	33.0	5.0	8.7	(15.5)	
Beginning cash balance	63.7	44.7	30.1	51.6	123.4	96.6	68.7	72.4	63.7
Net cash flow	(19.0)	(14.6)	21.5	71.8	(26.8)	(27.9)	3.7	(24.2)	(15.5)
Cash before required distributions	\$ 44.7	\$ 30.1	\$ 51.6	\$ 123.4	\$ 96.6	\$ 68.7	\$ 72.4	\$ 48.2	\$ 48.2
Accumulated property tax distributions	(6.1)	(22.4)	(34.3)	(65.3)	(30.7)	(29.3)	(30.5)	(47.3)	(47.3)
Cash net of distributions	\$ 38.6	\$ 7.7	\$ 17.3	\$ 58.1	\$ 66.0	\$ 39.4	\$ 41.9	\$ 0.9	\$ 0.9
Memo:									
Accumulated deferrals	(65.8)	(124.6)	(120.2)	(115.8)	(116.0)	(107.1)	(102.7)	(98.3)	

NOTE:

General Fund cash activity and the forecasts herein are based on estimated cash activity for the General Fund main operating account. In addition to General Fund cash (Fund 1000), the main operating account also contains cash balances and cash activity of the Risk Management Fund, Construction Fund, Street Funds, Solid Waste Fund, General Grants and Motor Vehicle Fund ("Other Funds"). While the cash balances related to these Other Funds are pooled with General Fund cash, the City does maintain a separate accounting of due to/from balances for each fund. Since the General Fund commonly borrows from Other Funds, actual cash balances in the General Fund accounts at any given point in time is higher than that which actually belongs solely to the General Fund.